

Trusted. Tested. Tough.®

SECTION: 2.65.070

FM2803

0322

Supersedes

0520

Product information presented here reflects conditions at time of publication. Consult factory regarding discrepancies or inconsistencies.



TECHNICAL DATA SHEET



Preassembled Sump Pump System with Battery Backup

PRODUCT SPECIFICATIONS

AC PUMP

- Model 73 (see FM2897), 53 (see FM2778) or 63 (See FM2899 or 98 (see FM2779)

DC PUMP

- Model 507 Aquanot® or Model 508 Aquanot®, 12 Volt DC backup system with pump, check valve, float switch and piping
- Plumbed in 1-1/2" Sch 40 PVC pipe

DC CHARGER / CONTROLLER

- Battery burnout and overcharge protection
- Solid state automatic controllers with alarms, light indicators and warning systems
- Key, Fit and Spin. Controllers monitor and supervise switch connections, and self test the pump
- Fit controllers are Z Control® enabled with built-in WiFi. This allows for alert notifications and remote access.

LED LIGHT INDICATORS AND ALARMS

- System ready
- Battery charging / charged
- Battery fault condition
- Switch fault condition
- Pump cycled

FLOAT SWITCH

- Reliable and adjustable vertical master switch
- High water reed sensor (Included with Fit models optional with Spin models 10-4830)

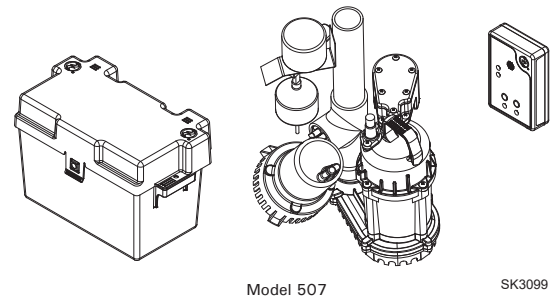
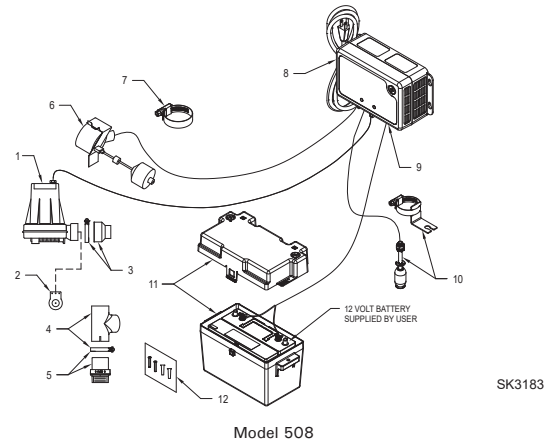
BATTERY CASE

- Polyethylene battery case
- Will accommodate maximum battery dimensions of 13" L x 7-1/2" W x 9-1/2" H (33 L x 19 W x 24 H cm)
- Accommodates all group size 27, 29 and 31 batteries

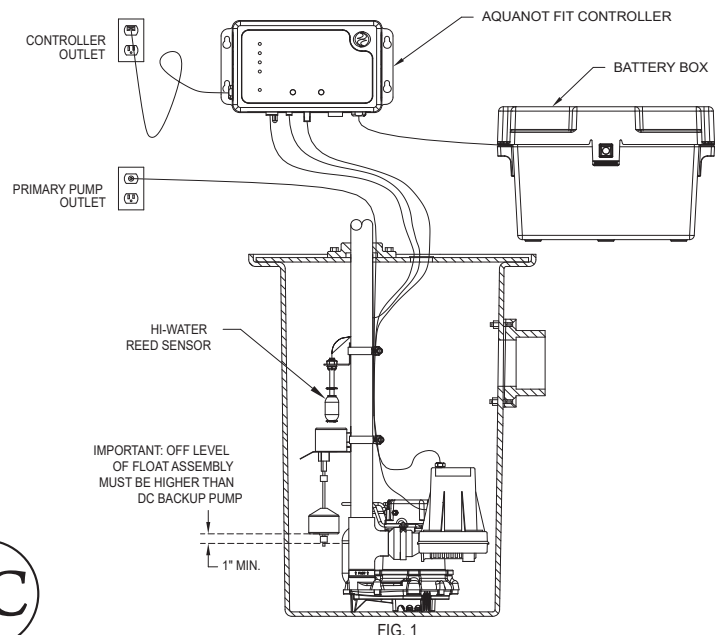
AQUANOT® BATTERY

- Size 31 "Wet" P/N 10-0761 (58 lbs. [27 kg]) (shipped via truckline only) 180-minute reserve capacity
- Size 27 "AGM" P/N 10-1450 (57 lbs. [26 kg]) 180-minute reserve capacity
- Size 27 "Wet" P/N 10-5105 (53 lbs [24 Kg]) (shipped via truckline only) 140-minute reserve capacity.

NOTE: Basin and battery not included
507 DC Pump requires 30° angle. 508 DC Pump does not.



DC PUMP INSTALLED IN LINE WITH SUBMERSIBLE PUMP



TOTAL DYNAMIC HEAD FLOW PER MINUTE

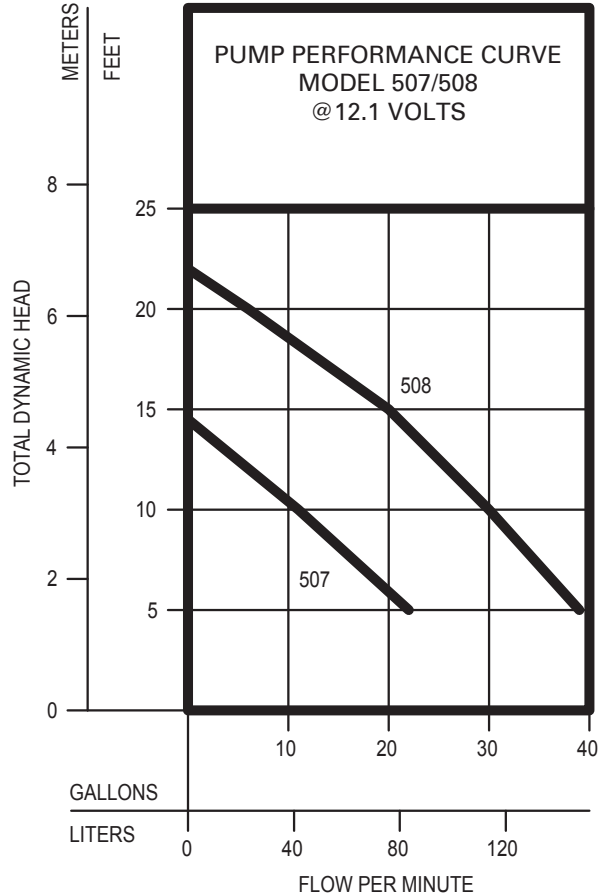
DC PUMPS @ 12.7 volts

MODEL		507		508	
Feet	Meters	Gal	Liters	Gal	Liters
5	1.5	22	83	43	163
10	3.0	13	49	35	132
15	4.6	-	-	27	102
Shut-off Head		14-1/2 ft. (4.4 m)		22 ft. (6.7 m)	

NOTE: Above performance chart based upon actual performance achieved with a 12 Volt deep-cycle battery. Some manufacturers publish performance data based upon D.C. Pump testing according to Marine Industry standards which can reflect a performance of 40% - 80% higher than actual battery powered performance.

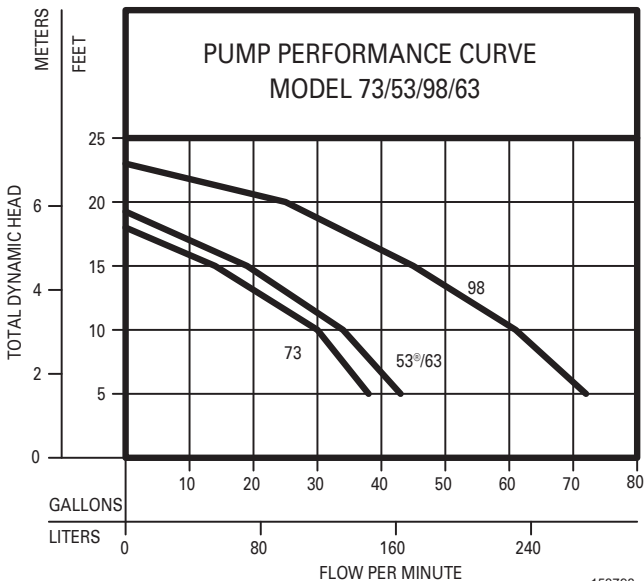
See FM2897 (Model 73), FM2778 (Model 53) or FM2779 (Model 98) for complete pump specifications.

ProPak Item	Controller	73	53	98	63	Z Control®
507-0013	Key	X				
508-0006	Spin		X			
508-0007	Spin			X		
508-0015	Fit		X			X
508-0016	Fit			X		X
508-0020	Fit				X	X



153036a

AC PUMPS



153798

TOTAL DYNAMIC HEAD/FLOW PER MINUTE EFFLUENT AND DEWATERING

MODEL	73		53/63		98		
Feet	Meters	Gal.	Liters	Gal.	Liters	Gal.	Liters
5	1.5	38	144	43	163	72	273
10	3.0	30	114	34	129	61	231
15	4.6	14	53	19	72	45	170
20	7.1	--	--	--	--	25	95
Shut-off Head:		18 ft.(5.5 m)		19.25 ft.(5.9 m)		23 ft.(7.0 m)	

153798

CAUTION

All installation of controls, protection devices and wiring should be done by a qualified licensed electrician. All electrical and safety codes should be followed including the most recent National Electrical Code (NEC) and the Occupational Safety and Health Act (OSHA).

© Copyright 2022 Zoeller® Co. All rights reserved.

502-778-2731 | 800-928-7867 | 3649 Cane Run Road | Louisville, KY 40211-1961 | zoellerpumps.com