

WINCO®


W6010DE

5,160 RUNNING WATTS


Rugged Steel Design



Kohler Industrial Diesel Engine



Brushless Industrial Genend
with clean power



YOURGEN


LED Display

Hours, RPMs, voltage,
and frequency readings
automatically cycle on the display.



Load Bars

Easily verify the load balance on
each leg of the generator end.

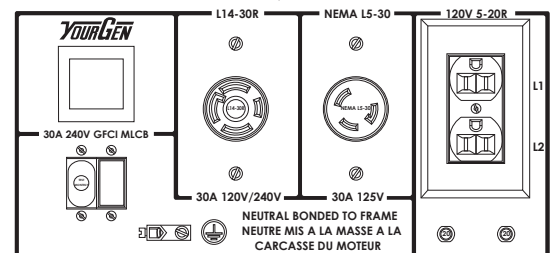


Warnings

The LED will flash if any parameter
gets outside of normal range. A
warning will also be displayed
when it is time for an oil change.



Receptacle Panel
with GFCI protection



SPECIFICATIONS

W6010DE

ENGINE

ENGINE BRAND	KOHLER
ENGINE MODEL	KD440
ENGINE STARTER	ELECTRIC
ENGINE SPEED	3600 RPM
ENGINE CYLINDERS	SINGLE
DISPLACEMENT/TYPE	440 CC / OHV
FREQUENCY REGULATION ⁽¹⁾	+/-1.5%
LOW OIL PROTECTION	STANDARD
RECOMMENDED OIL ⁽²⁾	10W-30
OIL CAPACITY	1.3 QT
FUEL TANK	7 GAL
FUEL GAUGE	YES
FULL LOAD RUN TIME ⁽³⁾	14 HOURS
FUEL CONSUMPTION	GAL/HR
100%	0.50
75%	0.39
50%	0.30
0%	0.18
BATTERY SIZE ⁽⁴⁾	BCI GROUP U1 300CCA

NOTES: (1) Steady state frequency regulation. (2) The recommended oil is for normal applications. See operator's manual for the recommended oil for your needs. (3) Run time is estimated. (4) Battery not included.

OPTIONAL ACCESSORIES

TWO-WHEEL DOLLY KIT	WITH FLAT-FREE TIRES
GENERATOR COVER	34.75" x 25" x 24.50"
BATTERY	BCI GROUP U1 300 CCA
PLUG	30A (NEMA L14-30P)

ELECTRICAL

STARTING WATTS	6,010
RUNNING WATTS	5,160
RUNNING AMPS @ 120 VAC	43
RUNNING AMPS @ 240 VAC	21.5
VOLTAGE REGULATION	CAPACITOR +/-10%
MAIN CIRCUIT BREAKER	30 AMP, 240V (GFCI)
BONDED NEUTRAL	YES
120 VOLT RECEPTACLES	(2) NEMA 5-20 20A (GFCI) (1) NEMA L5-30R 30A (GFCI)
120/240 VOLT RECEPTACLES	(1) NEMA L14-30 30A (GFCI)
YOURGEN METER	STANDARD


GENSET

MOTOR STARTING (CODE G)	2 HP
DBA @ 7 METERS	87.6
TOTAL HARMONIC DISTORTION	< 6%
LIFTING EYE ⁽¹⁾	STANDARD
2-WHEEL DOLLY KIT	OPTIONAL
INSULATION	CLASS H
PROTECTIVE ROLL FRAME	1.25" DIA. 14 GA. STEEL
ASSEMBLED IN	USA
EPA APPROVED	TIER IV
CARB APPROVED	TIER IV
CSA APPROVED	NO
UNIT WARRANTY ⁽²⁾	3 YEARS COMMERCIAL

NOTES: (1) Shipping eye shipped loose. (2) For more generator warranty, see operator's manual.

SHIPPING

SHIPPING DIMENSIONS (L x W x H)	35" x 25" x 24"
SHIP WEIGHT	268 LBS
FREIGHT CLASS	70



Specifications are subject to change without notice.