

# RadiantPEX+™

Cross-linked Polyethylene Tubing w/EVOH Barrier


Superior  
Protection




the professional's choice  
for hydronic radiant heating, snow melting systems and distribution piping.

Unlike some pex connection systems, our three choices for RadiantPEX+ connections can be quickly made and immediately pressure tested.

**CinchClamps™** unique stainless steel design allows for easier connections in tight, hard-to-reach spaces.

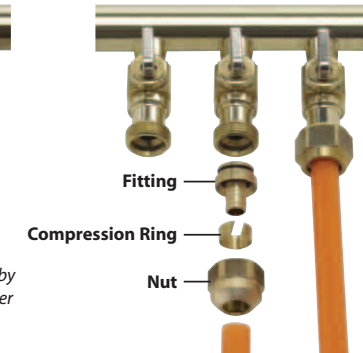


**CrimpRings™** are precision-formed, ductile copper connectors. When crimped to brass crimp fittings, these connectors form a permanent seal.



*Crimping technology has been proven by hundreds of millions of connections over the last three decades.*

**T-20 Compression** fittings do not require any special tools. A simple crescent wrench is all that is needed.



## Tools




The PEX CinchTool will cinch all sizes of stainless steel CinchClamps and makes connections in tight spaces a "cinch".



Crimp tools are available for 3/8" through 1-1/2" PEX.

## Manifolds



Watts Europe's finest stainless steel manifolds.




Tubular copper manifolds from 1" to 6" diameter.



CustomCut™ copper manifolds from 1" to 2" diameter.

## HydroNex® Mechanical Panels



HydroNex panels are manufactured "building block" mechanical room solutions. Select from a wide range of panel modules, mount, and go. Each panel is designed to save time and money. HydroNex panels can be used with cast iron, copper fin tube, and condensing boilers as well as geothermal and solar heat sources.

## Codes, Listings and Standards

- RadiantPEX and RadiantPEX+ are manufactured to American Standard Testing Methods (ASTM F-876 and F-877) and to SDR9 dimensions. These standards include requirements and testing methods for materials, workmanship, dimensions, environmental stress cracking, sustained hydrostatic pressure strength, bend strength, and degree of cross-linking. RadiantPEX and RadiantPEX+ meet or exceed these standards.
- RadiantPEX and RadiantPEX+ are tested and listed by the National Sanitation Foundation to NSF-14 (rfh) and NSF P171 (chlorine resistance).
- RadiantPEX and RadiantPEX+ conform to ASTM E-84 (Standard Test Method for Surface Burning Characteristics of Building Materials) and UL 263 (Fire Tests of Building Construction and Materials).
- RadiantPEX and RadiantPEX+ are listed by the International Code Council Evaluation Service (ICC) to Report #ESR-1155, and PMG-1008 which give compliance to IPC, IMC, UMC, and UPC.

Description	Model #*	Nominal I.D. (inches)	Nominal O.D. (inches)	Standard Length(s) (feet)**	Bend Radius (inches)
3/8" RadiantPEX+	PB032061-XXX	0.35	1/2	600	4
1/2" RadiantPEX+	PB032081-XXX	0.475	5/8	100 / 300 / 500 / 600 / 1,000	5
5/8" RadiantPEX+	PB032101-XXX	0.574	3/4	300 / 500 / 600 / 1,200	6
3/4" RadiantPEX+	PB032121-XXX	0.671	7/8	20 / 100 / 300 / 500 / 600 / 1,000 / 1,200	7
1" RadiantPEX+	PB032161-XXX	0.863	1-1/8	20 / 100 / 300 / 600	9
1-1/4" RadiantPEX <sup>§</sup>	PB032181-XXX	1.054	1-3/8	20 / 100 / 300	11
1-1/2" RadiantPEX <sup>§</sup>	PB032201-XXX	1.244	1-5/8	20 / 100 / 300	13
2" RadiantPEX <sup>§</sup>	PB032221-XXX	1.653	2-1/8	20 / 300	17

\* XXX denotes the stick or coil length required.

\*\* Stick lengths (20') come in bundles of 25 for 3/4" RadiantPEX+ and 5 for other sizes.

§ 1-1/4" and larger sizes are 3-layer RadiantPEX, not RadiantPEX+.

- All RadiantPEX and RadiantPEX+ pipe is certified to CSA Standard B137.5.



**In USA:**  
Watts Radiant  
4500 E. Progress Place  
Springfield, MO 65803  
(800) 276-2419 toll free  
(417) 864-6108 phone  
(417) 864-8161 fax  
[wattsradiant.com](http://wattsradiant.com)

**In Canada:**  
5435 North Service Road  
Burlington, ON L7L 5H7  
(888) 208-8927 toll free  
(905) 332-4090 phone  
(905) 332-7068 fax  
[www.wattscanada.ca](http://www.wattscanada.ca)



Watts Radiant is an ISO9001:2008 approved facility.

**WattsRadiant™**  
Floor Heating & Snow Melting

**WattsRadiant™**  
Floor Heating & Snow Melting

A Watts Water Technologies Company




# RadiantPEX+

Cross-linked Polyethylene Tubing w/EVOH Barrier

## Silane Cross-linking is Better

We use the Silane cross-linking process in manufacturing our PEX. Our superior silane technology enables higher burst strengths and higher anti-oxidant protection than other PEX manufacturing methods. Silane manufacturing is the most widely used process to manufacture PEX, and has been proven world-wide for over 30 years.



RadiantPEX+ is available in a wide range of sizes, coils, and stick configurations.

Commercial Heating

Commercial Snow melting

Residential Heating



## RadiantPEX+

All 3/8" through 1" Watts RadiantPEX+ has a protective outer layer. This outer layer adds several benefits:

- Easier to pull through joists
- Reduces expansion noise in walls and floors
- Protects the oxygen barrier from job-site abuse
- Protects the oxygen barrier against moisture
- Improved flexibility

**All of our barrier PEX offers these benefits over traditional piping systems:**

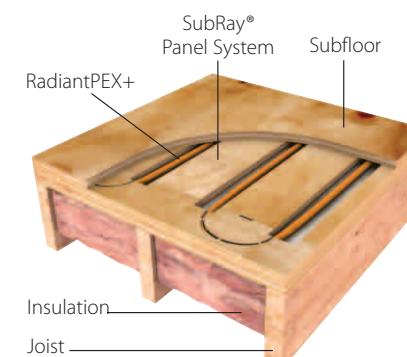
- Extremely flexible
- Light and easy to transport and store
- Maintenance free
- Corrosion resistant
- Connection systems that are fast and reliable

**Commercial Approvals:**

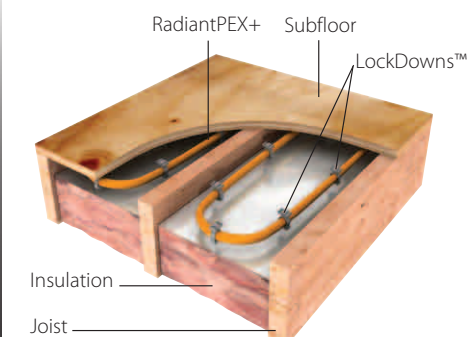
- Conforms to UL 263 (fire test of building and construction materials)
- Conforms to ASTM E-84

## Where to use RadiantPEX+

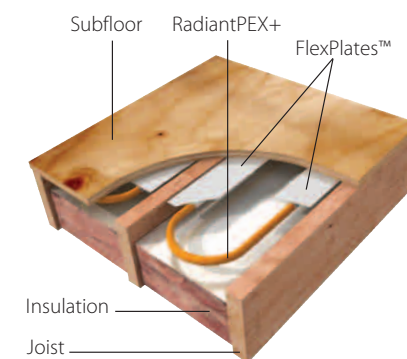
**RadiantPEX+** can be used in a wide range of applications, from UnderFloor with heat transfer plates to slabs. Use RadiantPEX+ for snowmelt systems in concrete or under brick pavers.



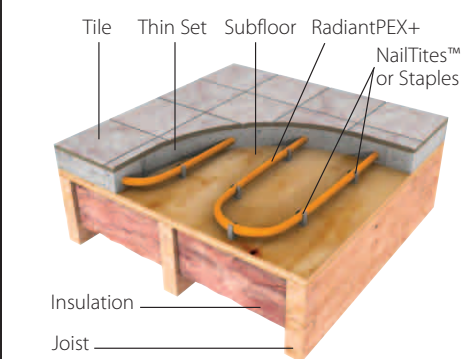
Install RadiantPEX+ in "dry-panel systems" using Watts Radiant's SubRay® system. It works great for walls and ceilings, too.



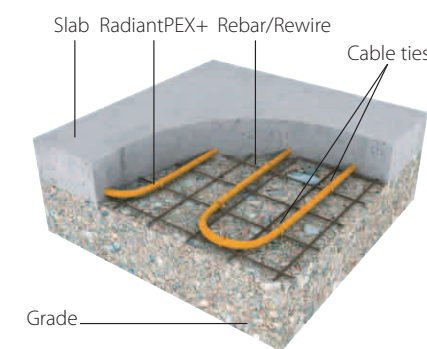
Install RadiantPEX+ for underfloor floor warming using Watts Radiant's LockDown™ fasteners.



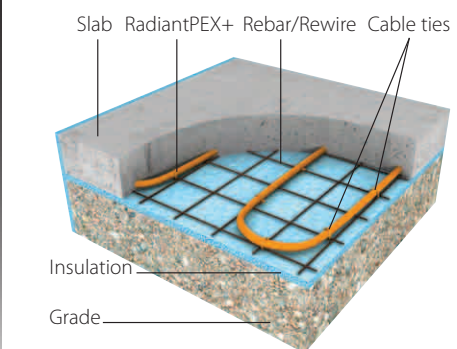
Install RadiantPEX+ for underfloor radiant systems using Watts Radiant heat transfer plates.



Install RadiantPEX+ in thin-slab systems using Watts Radiant's SnapClips, RailWays®, or staples.



Install RadiantPEX+ in concrete slab and brick paver applications for snow melting.



Install RadiantPEX+ in slab systems for radiant floor heating applications.

