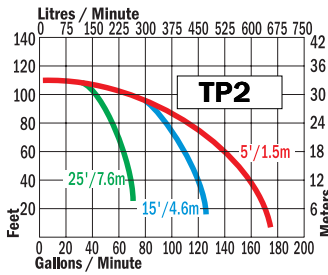




TP2B



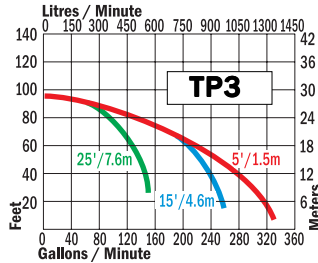
TRASH PUMPS

Riverside Pumps **Premium Series** Trash Pumps are all about productivity and value. The TP2 handles solids up to 1" diameter, the TP3 handles solids to 1.5", and the TP4 handles solids to 2". The pump housing removes easily for cleanout without tools, just by loosening four handles.

With thick-wall sand cast housings, cast iron components, and rugged, proven designs, Riverside Trash Pumps last for years in contractor use, providing outstanding performance and value.



TP3Y



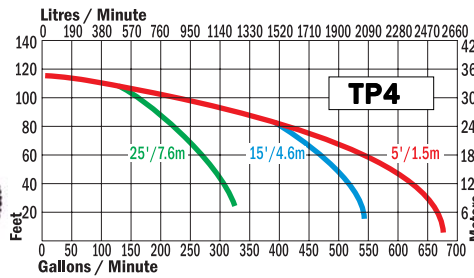
**TP3 Impeller:
Deep and Wide**



U.S.-built Briggs&Stratton IntekPro and new CP OHV engines feature cast iron cylinders and low oil protection.



TP4V



MODEL	TP2B	TP2H	TP2Y	TP3B	TP3H	TP3Y	TP4V
UT#	L1540X	L1601Z	L1631Z	L1537Y	L1602Y	L1630Y	L1605Z
Ports	2" NPT	2" NPT	2" NPT	3" NPT (or BSP)	3" NPT (or BSP)	3" NPT (or BSP)	4" NPT (or BSP)
Max.Capacity	173 gpm 655 Lpm 39.3 m3/h	173 gpm 655 Lpm 39.3 m3/h	173 gpm 655 Lpm 39.3 m3/h	328 gpm 1242 Lpm 74.5 m3/h	328 gpm 1242 Lpm 74.5 m3/h	328 gpm 1242 Lpm 74.5 m3/h	662 gpm 2506 Lpm 150.4 m3/h
Max.Head	108 ft. 33.0 m	108 ft. 33.0 m	108 ft. 33.0 m	93 ft. 28.3 m	93 ft. 28.3 m	93 ft. 28.3 m	115 ft. 35.0 m
Max.Pressure	46.7 psi 3.2 bar	46.7 psi 3.2 bar	46.7 psi 3.2 bar	40.3 psi 2.8 bar	40.3 psi 2.8 bar	40.3 psi 2.8 bar	49.8 psi 3.4 bar
Length	21.5 in. 54.6 cm	21.5 in. 54.6 cm	21.5 in. 54.6 cm	29.5 in. 74.9 cm	29.5 in. 74.9 cm	29.5 in. 74.9 cm	30.8 in. (Handles folded) 78.2 cm
Width	19.0 in. 48.3 cm	19.0 in. 48.3 cm	19.0 in. 48.3 cm	21.5 in. 54.6 cm	21.5 in. 54.6 cm	21.5 in. 54.6 cm	36.5 in. 92.7 cm
Height	20.8 in. 52.8 cm	20.8 in. 52.8 cm	20.8 in. 52.8 cm	21.8 in. 55.4 cm	21.8 in. 55.4 cm	21.8 in. 55.4 cm	31.6 in. 80.3 cm
Net Weight	90 lbs. 40.8 kg	86 lbs. 39.0 kg	110 lbs. 49.9 kg	146 lbs. 66.2 kg	145 lbs. 65.8 kg	163 lbs. 73.9 kg	264 lbs. 119.8 kg
ENGINE -							
Manufacturer	Briggs&Stratton	Honda	Yanmar	Briggs&Stratton	Honda	Yanmar	Daihatsu / Briggs&Stratton
Model	CP650	GX160 OHV	L48V Diesel	Intek Pro	GX240 OHV	L70V Diesel	Vanguard V-Twin OHV
Power	6.5 hp 4.8 kW	5.5 hp 4.0 kW	4.7 hp 3.5 kW	10 hp 7.5 kW	8 hp 6.0 kW	6.4 hp 4.8 kW	16 hp 11.9 kW
Fuel Cap.	4.0 qts. 3.8 L	3.8 qts. 3.6 L	2.5 qts. 2.4 L	4.0 qts. 3.8 L	6.3 qts. 6.0 L	3.0 qts. 2.9 L	9.0 qts. 8.5 L
Run Time at Max	2.0 hrs.	2.1 hrs.	2.3 hrs.	1.1 hrs.	2.4 hrs.	1.9 hrs.	1.7 hrs.
PUMP -							
Impeller	Cast Iron, 2-Vane Open Design With Wide Solids Passage						
Volute	Cast Iron Impeller Housing		Cast Iron Easily Replaced Volute			Cast Iron Impeller Housing	
Housing	Sand Cast Aluminum, Easily Removed by 4 Disconnect Handles						
Wear Plate	Steel, Tool-Free Replacement		Durable Cast Iron			Durable Cast Iron	
Roll Cage	Rugged 1" Diameter Steel, Powder-Painted					1.25" Dia. Steel, Powder-Painted	
Vibration Isolation	Four (4) Rubber Isolator Feet			Six (6) Rubber Isolators		Pneumatic Tires, (2) Isolators	