

POWER KING®

KOHLER
engines



OUTDOOR POWER EQUIPMENT



qvtools.com

800-344-3371




POWER-KING[®] Electric Start **STUMP GRINDER** with Hour Meter



14HP CH440 Command Pro

- Easy Starting w/ Electric Start
- Hour Meter for Maintenance Reminders
- 9 Carbide Tipped Teeth
- Palm Button / Safety Pull Emergency Shut Off
- Dual V-Belt Drive for Strong Power Transfer to Grinding Wheel
- Adjustable Control Handle for Comfort



SKU: PK0803-EH

Powered by a strong and reliable 14HP Kohler Commercial engine, this machine is well balanced to tackle any job. Electric start lets you start the engine with the twist of the key. Adjustable bow handle lowers and raises for optimal control and for compact storage. Precision control brake holds the left wheel steady so you can easily pivot the machine. 9 Carbide tip grinds the stump quickly and effectively. Front stand to protect the teeth when starting and storing. Centrifugal clutch provides easier starting and cuts power to the grinding wheel for safe release of the front stand. Dual V-Belts transfer power from the engine to grinding wheel efficiently. Large wheels help over rocky terrain. Also has easy to reach locking throttle control and emergency stop button, emergency stop pull cord, and debris guards for safety.



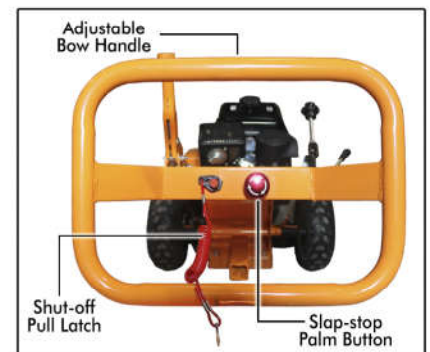
3 year warranty

POWER-KING[®] 2731 Crimson Canyon Drive, Las Vegas, NV 89128 | 800-344-3371 | www.qvtools.com

POWER-KING[®] STUMP GRINDER



- 14HP CH440 Kohler Engine**
- 9 Carbide Tipped Teeth
- Palm Button / Safety Pull
Emergency Shut Off
- Dual V Belt Drive for Strong Power
Transfer to Grinding Wheel
- Adjustable Control Handle for
Comfort
- Centrifugal Clutch for Easy Starting



SKU: PK0803

Powered by a strong and reliable 14HP Kohler engine, this machine is well balanced to tackle any job. Adjustable bow handle lowers and raises for optimal control and for compact storage. Precision control brake holds the left wheel steady so you can easily pivot the machine. Nine Carbide tipped teeth grind the stump quickly and effectively. Front stand to protect the teeth when starting and storing. Centrifugal clutch provides easier starting and cuts power to the grinding wheel for safe release of the front stand. Dual V-Belts transfer power from the engine to grinding wheel efficiently. Large wheels help over rocky terrain. Also has easy to reach locking throttle control and emergency stop button, emergency stop pull cord, and debris guards for safety.




3 year warranty

POWER-KING[®] 2731 Crimson Canyon Drive, Las Vegas, NV 89128 | 800-344-3371 | www.qvtools.com



Powerful Kohler Command Pro CH440

- Commercial Grade Engine with Electric Start
- Higher and Rotatable Exit Chute for Directing Chips into Truck
- Pulverizes and Devours Trees up to 5.75in
- Narrow and Extended Wheel Base Included
- Tow Bar for Easy Moving



SKU: PK0915-EH

The Power King PK9015-EH 14HP 5" Chipper will chip and shred your tree trimmings, leaves and broken branches into useful mulch. This powerful motor is easy to start with its turn key electric start. The 14HP engine spins 2 steel blades at a high rate of speed, feeding 5" branches and shooting them out of the multi-directional chute. These steel blades are double-sided and can be removed, reversed, or sharpened. Features an hour meter for scheduled engine maintenance. Emergency palm stop switch. The narrow footprint of this unit allows for fitment through residential gates while the included optional large wheel base provides better stability while towing. Includes tow bar, extended wheelbase, and extra set of blades. All backed by Power King's great customer service, 1 year chassis warranty, and 3 year engine warranty.



3 year warranty

5 INCH 14 HP Towable Chipper

- 2530r/min blade speed
- 14HP/3600rpm CH440 KOHLER
- Rotational deflector
- Dual hinge inlet/outlet chute
- Commercial Design
- Up to 5 inch maximum chipping capacity

SKU: PK0915



4 INCH 9.5 HP Towable Chipper

- 2530r/min blade speed
- 9.5HP/3600rpm CH395 KOHLER
- Rotational deflector
- Dual hinge inlet/outlet chute
- Commercial Design
- Up to 4 inch maximum chipping capacity

SKU: PK0903



3 INCH 7 HP Towable Chipper

- Cast outlet chute
- Rotational deflector
- Dual hinge inlet/outlet chute
- Portable
- Up to 3 inch maximum chipping capacity

SKU: PK0913



3 year warranty

POWER KING[®] 22-Ton Kinetic LOG SPLITTER



Kohler Command Pro CH245 4.5HP Engine

- 2 x 25lb Fly Wheels
- Fast 3 Second Split Cycle Time
- Large Work Table
- Tow Hitch
- Foldable Front Stand

SKU: PK0322K

The Power King 22-Ton Kinetic Log Splitter gives you the perfect balance of power and portability. The powerful Kohler 4.5HP Command Pro engine spins the two 25lb flywheels to generate the kinetic force. In a matter of seconds, the flywheels are at max speed and ready to unleash. Once you pull the engagement handle, all of that force is transferred to the ram, and it shoots out at a high rate of speed into the log slamming it into the wedge and splitting the log into 2 pieces. The ram springs back and flywheels are brought up to speed producing a cycle time of only 3 seconds. Faster than any hydraulic splitter around. The raised platform and table of the unit make it easier on your back. The foldable front stand and tow bar support any 2 inch ball for easy towing around the yard. There are no pumps, hydraulic fluid filters, hydraulic fluids to mess around with. The 3 second cycle time and 22-tons of force gets the job done and done quick.



3 year warranty

POWER KING[®] 2731 Crimson Canyon Drive, Las Vegas, NV 89128 | 800-344-3371 | www.qvtools.com

POWER-KING[®] LOG SPLITTERS

42 TON Kinetic Log Splitter with ABS

- 7 HP Commercial Kohler Command PRO
- Folding hitch creates convenient work space for splitting logs off the table
- Auto RAM return for super fast splitting
- Patent pending Auto Braking System
- DOT Tires
- Wedge height: 8"
- H Beam height: 27"
- Sprocket Rate: 1:8
- 21" Log Lengths
- 23" Diameter Logs
- Flywheel max RPM: 450

SKU: PK0342



34 TON Kinetic Log Splitter

- 7 HP CH270 KOHLER
- Reversible jitch creates convenient work space for splitting logs off the table
- Auto RAM Return
- Rough All Terrain tires with chrome rims
- Wedge height: 8"
- 18 inch logs
- 16" - 20" diameter logs
- H-Beam height: 28"
- Sprocket rate: 1:6
- Flywheel MAX RPM: 400
- CE Certified
- No hydraulic oil required, no leaking

SKU: PK0303



11 TON Kinetic Log Splitter with ABS

- 4.5 HP KOHLER Command Pro Engine
- Auto RAM Return for fast splitting
- Wedge height: 6"
- Max splitting length: 18"
- Easily splits through 16" diameter logs
- Patent pending auto braking system

SKU: PK0311



KOHLER
engines

3 year warranty

POWER-KING[®] 2731 Crimson Canyon Drive, Las Vegas, NV 89128 | 800-344-3371 | www.qvtools.com

CHIPPERS



**5IN Chipper
with Electric Start/Hour Meter**
PK0915-EH

5IN Commercial Chipper
PK0915



4IN Commercial Chipper
PK0903



3IN Towable Chipper
PK0913

STUMP GRINDERS



**14HP Stump Grinder
with Electric Start / Hour Meter**
PK0803-EH

14HP Stump Grinder
PK0803

LOG SPLITTERS



42 Ton Log Splitter
PK0342



34 Ton Log Splitter
PK0303



22 Ton Log Splitter
PK0322K



11 Ton Log Splitter
PK0311