



# Chemical Pump - C8100


**C8100 1 HP 4920 GPH @ 10'**



Model shown:  
C8100-DFC2

- 304 Stainless Steel Construction
- Energy efficient PSC motors
- 304 Stainless steel impeller

## Switch Options Available:



## Models available:

- C8100-NS (No Switch - pump only)
- C8100-DFC1 (Includes Standard Controller with Dual Float Switch)
- C8100-DFC1.5 (Includes Enhanced Controller with Dual Float Switch)
- C8100-DFC2 (Includes Deluxe Controller with Dual Float Switch)
- C8100-VS (No Controller - pump and Vertical Switch only)
- C8100-VSC1.5 (Includes Enhanced Controller with Vertical Float Switch)
- C8100-VSC2 (Includes Deluxe Controller with Vertical Float Switch)
- C8100-TS (No Controller - pump and Tether Switch only)
- C8100-TSC1.5 (Includes Enhanced Controller with Tether Switch)
- C8100-TSC2 (Includes Deluxe Controller with Tether Switch)

**Industrial Grade for the Residential Market**

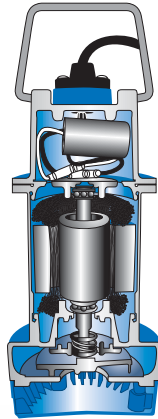


**www.StopFlooding.com**

**800-991-0466**

## Pump Features and Construction

- All 304 Stainless steel construction
- Energy efficient permanent split capacitor (PSC) motor
- Intended for pumping non-flammable fluids compatible with pump component materials
- Thermally protected
- Stainless steel shaft
- Pump solids up to 1/4"
- Removable strainer
- Upper and lower sealed ball bearings
- Dual carbon / Ceramic / Viton seals
- 304 Stainless steel impeller
- Food grade pump
- 20' Pump cord



## Specifications and Dimensions

Flow @ 5 ft. Head	5400 GPH/ 90 GPM
Flow @ 10 ft. Head	4920 GPH/ 82 GPM
Max Head	49 ft. (14.9 m)
Strainer	304 Stainless Steel
Discharge	2" (5.1 cm.)
Motor HP/Type	1 HP - PSC Motor
Voltage	115 VAC, 60 Hz
Amp. Draw @ 10 ft. Head	11.3 Amps
Width	7.5" (19.0 cm)
Depth	10.4" (26.4 cm)
Height	18.1" (46.0 cm)
Weight	46.0 lbs. (20.8 kg)

## Mix and Match Ordering

You have flexibility to order any pump with any switch

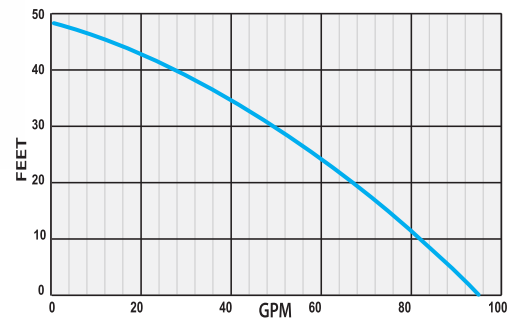
- **Option 1** - Order a pump and a switch as separate items
- **Option 2** - Order as a pre-packaged system with any switch in a single carton, ready for delivery

## Switches and Controllers Comparison

	Standard	Enhanced	Deluxe
	DFC1	DFC1.5 VSC1.5 TSC1.5	DFC2 VSC2 TSC2
Available with Dual Float Switch	•	•	•
Available with low voltage Vertical Switch		•	•
Available with Tether Switch		•	•
Sounds an alarm and alerts when:			
AC power has failed			•
Pump or float problem is detected			•
9V battery is low or slide switch is off			•
Remote Notification Connections: (Allows for connection to external devices)			
USB Data Port (Can send specific email, text, or In-App notifications to your phone, tablet or computer)			•
Remote Terminal (Allows for basic alerts via text, email, In-App, home security, or other dry-contact based device)			•
Float switch can be unplugged from controller for easy installation		•	•
System operating light (flashes)		•	•
Adjustable run time from 5-45 seconds after the float drops		•	•
Activates pump weekly to exercise and extend pump life		•	•
Universal controller mounting tabs		•	•
2' power cord		•	
4' power cord			•
10' float switch cord	•	•	•
Piggy-back plug	•	•	•
High Water Accessory Available			•

**Includes:** Switch, manual and stainless steel hose clamp

## Flow Chart



## Why Pro Series Pumps?

### Premium Components

- Designed for higher pumping capacities, increased energy efficiencies, resulting in proven reliability
- Industrial grade, built for the residential market
- PSC motors
- Upper and lower ball bearings

### Exceeding Expectations

- Patented switches and controllers with state-of-the-art monitoring systems
- "Good, Better, Best" offering allows for a wide range of products to best fit your needs

### On the Forefront of Technology

- Many of the models within the PHCC Pro Series line have a USB Data Port and Remote Terminal which allows for connection to an external device that can notify a home owner of a problem or needed maintenance while away from home
- Receive text, email, or in-app notifications while away from home

**Available from:**