

Liberty Pumps®

PC441-Series



Models:

- PC237-441 1/3 hp (Model 237 and 441)
- PC257-441 1/3 hp (Model 257 and 441)
- PC457-441 1/2 hp (Model 457 and 441)
- PCS37-441 1/3 hp (Model S37 and 441)

Sump Pump Combo Series

*Pre-assembled Primary
Pump and Battery
Back-up System*

*Compact design provides
secure basement protection*

Drop-in-the-pit ready

Features:

- Fully assembled and automatic operation
- Primary pumps available in 1/3 or 1/2 hp
- Ready to connect to 1-1/2" discharge
- Provides uninterrupted pumping in the event of power outage or main pump failure
- Compact profile will fit minimum 15" diameter sump pits
- Back-up Pump (Model 441) offers advanced energy efficient 1000mA switch mode charger
- Meets California CEC standards
- Self-resetting 24 hour silence
- Audible and visual alarm warns of backup pump operation
- System includes primary pump check valve and back-up pump check valve

innovate. evolve.



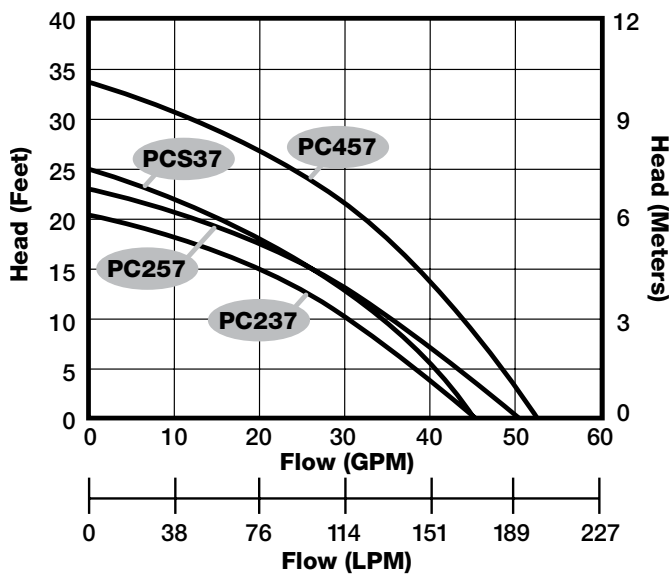
PC-SERIES

SUMP PUMP COMBO SERIES

Models	Description	Primary Pump	Back-up Pump	System Weight
PC237-441	1/3 hp (Model 237 and 441)	115 V, 5.2 amp	12 VDC 1000 mA	23 lbs.
PC257-441	1/3 hp (Model 257 and 441)	115 V, 5.2 amp	12 VDC 1000 mA	35 lbs.
PC457-441	1/2 hp (Model 457 and 441)	115 V, 7.3 amp	12 VDC 1000 mA	25 lbs.
PCS37-441	1/3 hp (Model S37 and 441)	115 V, 6.2 amp	12 VDC 1000 mA	26 lbs.

Minimum pit size for all above systems 15" diameter x 18" deep
 For complete primary pump specifications see appropriate 230-Series, 250-Series, or 450-Series literature.
 For complete back-up pump specifications see model 441 literature.

PRIMARY PUMP PERFORMANCE



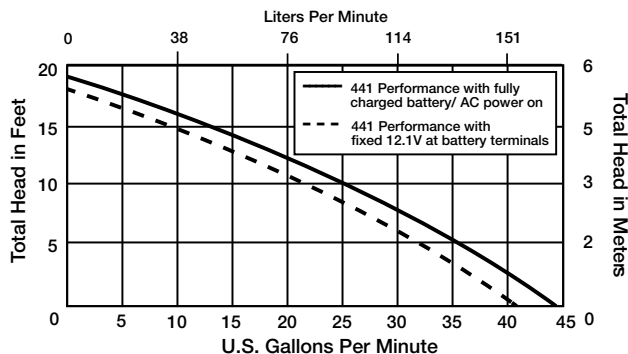
Included in complete system

- Primary Pump, 115 V
- 441 Back-up Pump, 12 VDC
- 1-1/2" PVC piping with rubber coupler between primary pump and back-up pump (rubber coupler provides easy removal and serviceability of back-up pump)
- Check valve included on primary pump and back-up pump
- Completely assembled
- Maximum fluid temperature 140° F
- Battery not included. 12 volt marine-type deep cycle battery recommended. (Group 27 or 31 AGM or Wet Cell compatible)

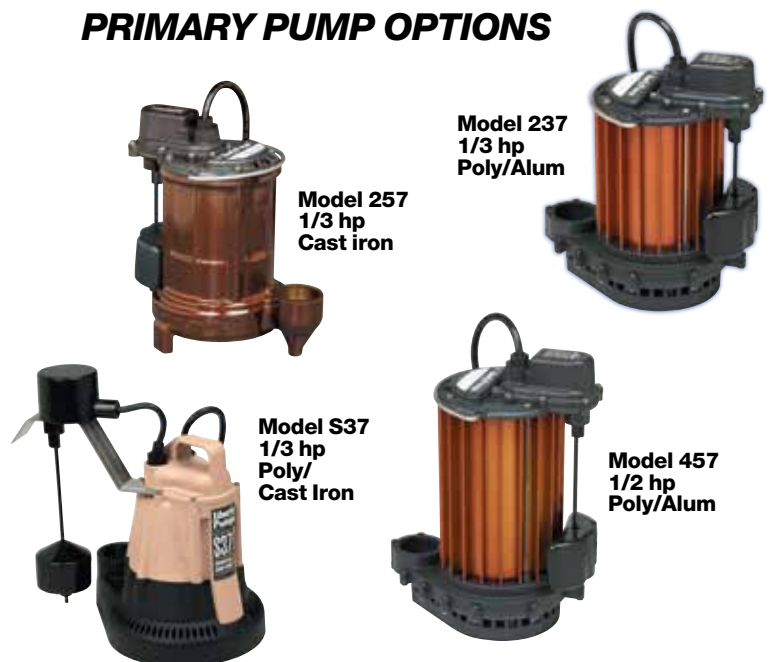
For optimum performance, Liberty StormCell® batteries recommended

BACK-UP PUMP PERFORMANCE

Model 441



PRIMARY PUMP OPTIONS



Specifications subject to change without notice.