

# 230-SERIES

Submersible Sump Pumps

# Liberty Pumps®

A Family and Employee Owned Company

**1/3 hp**  
**1-1/2" Discharge**  
**3/8" Solids Handling**

## Features

- Vortex style impeller permits passage of solids without clogging
- Polypropylene and powder coated aluminum construction
- Stainless-steel rotor shaft
- Non-corrosive stainless-steel fasteners
- Oil-filled, hermetically sealed motors with thermal overload protection
- Permanently lubricated upper and lower bearings
- Quick-connect 10' standard power cord allows replacement of cord in seconds without breaking seals to motor (25' length optional)

Deep finned powder coated aluminum motor housing provides 225% more cooling capacity than cast iron housings!



Model 237 VMF

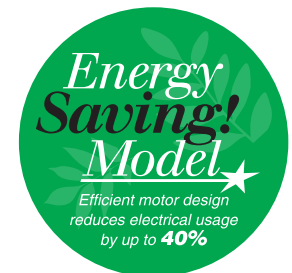
## Models

**230** Manual

**231** Mercury-free float switch, integrally wired, with Quick-connect feature

**233** Mercury-free float switch, series plug

**237** VMF, Vertical magnetic float switch



innovate. evolve.

# 230-Series

## Features

- Lightweight, high performance submersible pump
- Vortex style impeller made of high temp engineered thermoplastic
- Power coated for corrosion resistance
- Anti-airlock hole allows trapped air to escape and the pump to prime and start pumping
- Removable base allows suction down to 1/8"

## Dimensional Data

**Weight:** 11 lbs

**Height:** 10-1/2"

**Major Width:** 9-3/5"

**Minimum Sump Diameter:** 14" (10" on Model 237)

## Motor Specifications

1/3 hp 115V 5.2A

Thermally Protected & Permanently Lubricated

Permanent Split Capacitor (PSC)

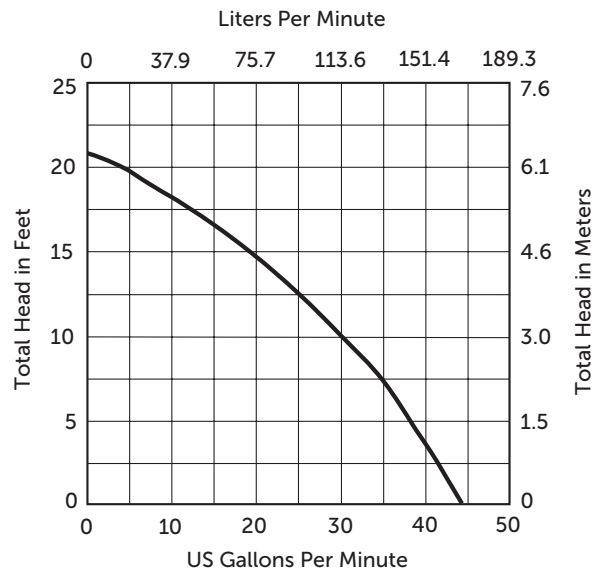
## Max Fluid Temperature

140°F (60°C) Intermittent

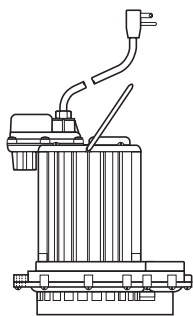
104°F (40°C) Continuous duty

## Performance Curve

60 Hz, 3450 RPM

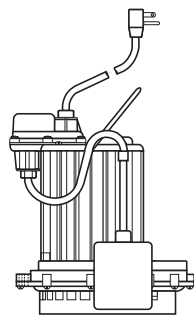


## Effluent Models



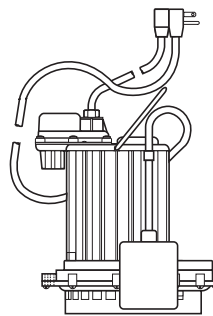
### Model 230

Manual, no float switch



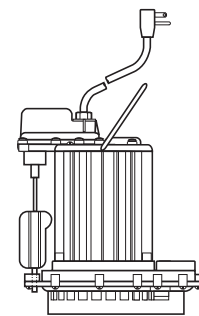
### Model 231

Quick-connect wide-angle float switch



### Model 233

Wide-angle float switch with series plug, allows for manual operation of pump



### Model 237 VMF-Series

VMF switch, magnetically operated vertical float switch – operates in a 10" diameter sump