

PC441-Series

Sump Pump Combo Series

Liberty Pumps®

A Family and Employee Owned Company

Pre-assembled Primary Pump and Battery Back-up System

Compact design provides secure basement protection

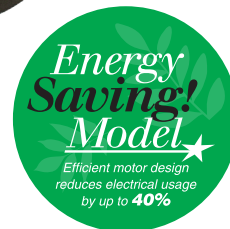
Drop-in-the-pit ready

Features

- Fully assembled and automatic operation
- Primary pumps available in 1/3 or 1/2 hp
- Ready to connect to 1-1/2" discharge
- Provides uninterrupted pumping in the event of power outage or main pump failure
- Compact profile will fit minimum 15" diameter sump pits
- Back-up pump (Model 441) offers advanced energy efficient 1.5A switch mode charger
- Meets CEC standards
- Self-resetting 24 hour silence button
- Audible and visual alarm warns of back-up pump operation
- System includes primary pump check valve and back-up pump check valve

Models

PC237-441	1/3 hp (Model 237 and 441)
PC257-441	1/3 hp (Model 257 and 441)
PC457-441	1/2 hp (Model 457 and 441)
PCS37-441	1/3 hp (Model S37 and 441)
PCS37-P-441	1/3 hp (Model S37-P and 441)



Battery not included



innovate. evolve.

PC441-Series

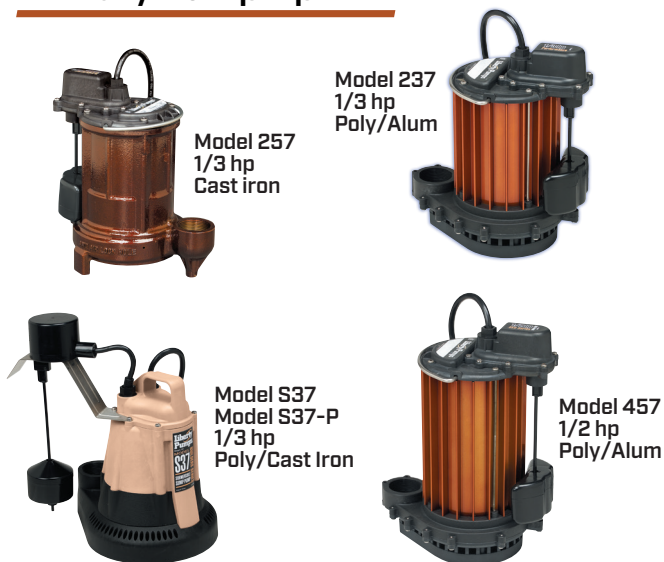
Included in Complete System

- Primary pump, 115V
- 441 Back-up pump, 12 VDC
- 1-1/2" PVC piping with rubber coupler between primary pump and back-up pump (rubber coupler provides easy removal and serviceability of back-up pump)
- Check valve included on primary pump and back-up pump
- Completely assembled
- Maximum fluid temperature 140°F

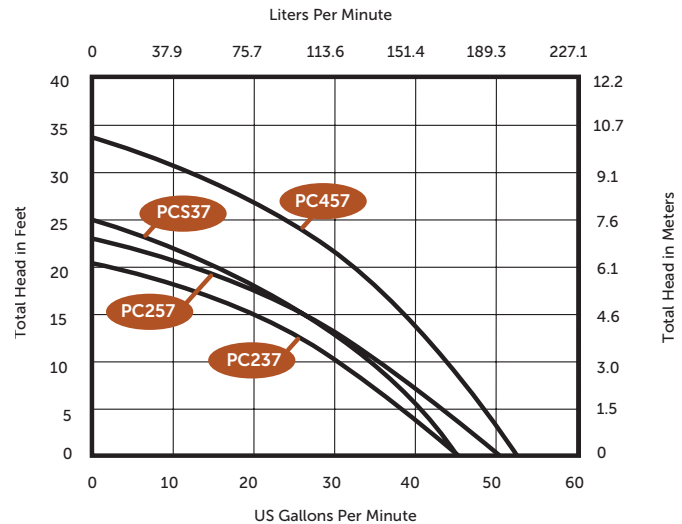
Charger works with Group 27 or Group 31 marine-type deep cycle lead acid 12-Volt batteries (not included with system)

For optimum performance, Liberty Pumps StormCell® batteries recommended.

Primary Pump Options

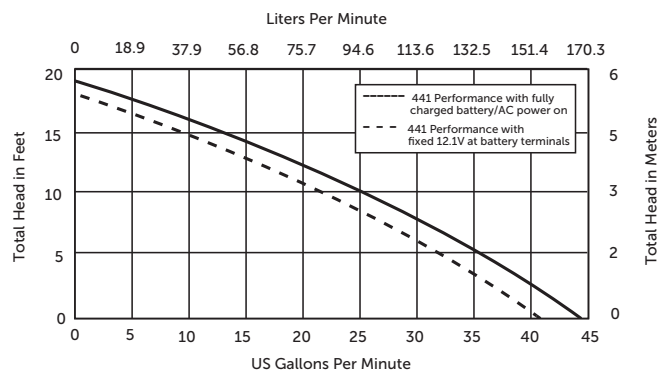


Primary Pump Performance Curves



Back-Up Pump Performance Curves

Model 441



Models and Specifications

MODELS	DESCRIPTION	PRIMARY PUMP	BACK-UP PUMP	BATTERY CHARGER	SYSTEM WEIGHT
PC237-441	1/3 hp (Model 237 and 441)	115V, 5.2A	12 VDC	1.5A	23 lbs
PC257-441	1/3 hp (Model 257 and 441)	115V, 5.2A	12 VDC	1.5A	35 lbs
PC457-441	1/2 hp (Model 457 and 441)	115V, 7.3A	12 VDC	1.5A	25 lbs
PCS37-441	1/3 hp (Model S37 and 441)	115V, 6.2A	12 VDC	1.5A	26 lbs
PCS37-P-441	1/3 hp (Model S37-P and 441)	115V, 6.2A	12 VDC	1.5A	26 lbs

Minimum pit size for all above systems is 15" diameter x 18" depth

For complete primary pump specifications, see appropriate 230-Series, 250-Series, 450-Series, or S30-Series literature.

For complete back-up pump specifications, see Model 441 literature.

Specifications subject to change without notice.

Copyright © Liberty Pumps, Inc. 2021 All rights reserved. LLIT006670-R02/21

Liberty Pumps - 7000 Apple Tree Avenue - Bergen, New York 14416
Phone 800-543-2550 - Fax 585-494-1839 - www.LibertyPumps.com