

PacE Pneumatic Flow Controller

Air Pressure Optimization

By effectively managing pressure, the PacE Flow Controller from Ingersoll Rand enables compressed air systems to operate at the lowest acceptable pressure level needed to maintain reliable operations.



The Cost of Unmanaged Pressure

Most compressed air systems experience fluctuating demand. This can cause unstable system pressure, requiring compressors to cycle on and off. The typical solution is to overcompensate by using additional compressors and/or by increasing overall system pressure. However, these approaches increase overall operating costs and air loss due to leaks as well as damage to compressors and point-of-use tools.

PacE Flow Controller Benefits

The PacE Pneumatic Flow Controller creates a buffer between air supply and demand. It enables more effective air storage, and continuously stabilizes system pressure by responding to demand fluctuations. When pressure is kept constant, the need to increase system pressure or add compressors can be eliminated...ultimately saving you money.

- Reduced energy consumption
- Improved compressor and production tool life
- Consistent pressure at point-of-use
- Less production waste; decreased downtime

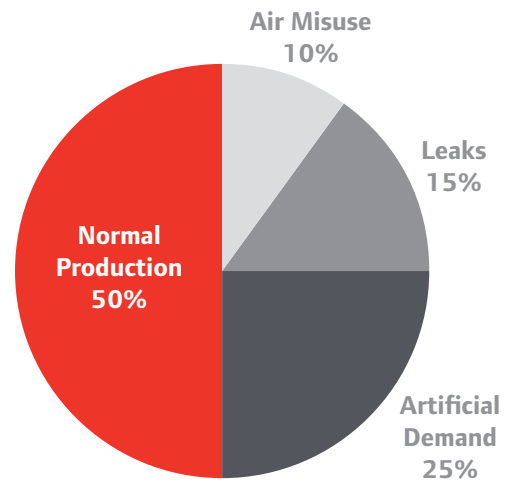
Unmanaged Air Costs More Than You Realize

On average, an estimated 50% of compressed air in an unmanaged system is used for production. The other half is wasted due to leaks, misuse and artificial demand. Consider a 40 hp compressor that runs 3,500 hours at \$0.10 per kW. If the compressor creates 125 psig, but the tools only demand 90 psig, adding the PacE controller can save up to \$1,281 per year in energy costs.

That's more than a 2x return on the initial investment of the controller in just one year!

Unnecessary wear on the compressors is another cost of running an unmanaged system. The units must cycle more frequently than normal and can't reach a fully unloaded state, resulting in higher maintenance costs and shortened lifespan. Point-of-use tools are also at risk when subjected to higher pressures than they are designed to tolerate.

Why put your equipment at risk by leaving your system unregulated?



50% of compressed air in an unmanaged system is typically wasted.

Maximize Efficiency

The PacE Pneumatic Flow Controller from Ingersoll Rand separates the demand and supply sides of your compressed air system and increases stored air energy. Effectively managing system air pressure minimizes the effects of demand spikes from point-of-use applications and reduces the amount of artificial demands placed on your system. Compressors can fully unload, which maximizes energy savings, and additional compressors previously needed to meet pressure requirements can typically be eliminated.

The PacE Controller gives you consistent pressure, reduces energy and maintenance costs while creating a more efficient air system.



So Much More than a Standard Regulator

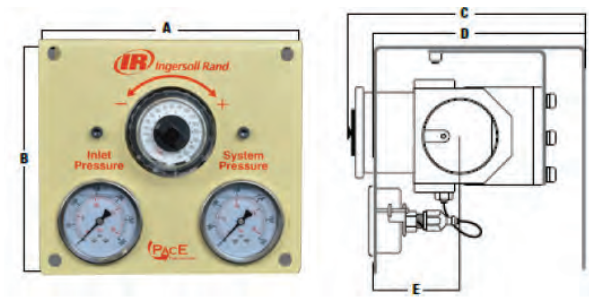
Unlike standard regulators, the PacE flow controller manages both pressure *and* flow. It can be used to manage unregulated demand across the entire system, not just at point-of-use.

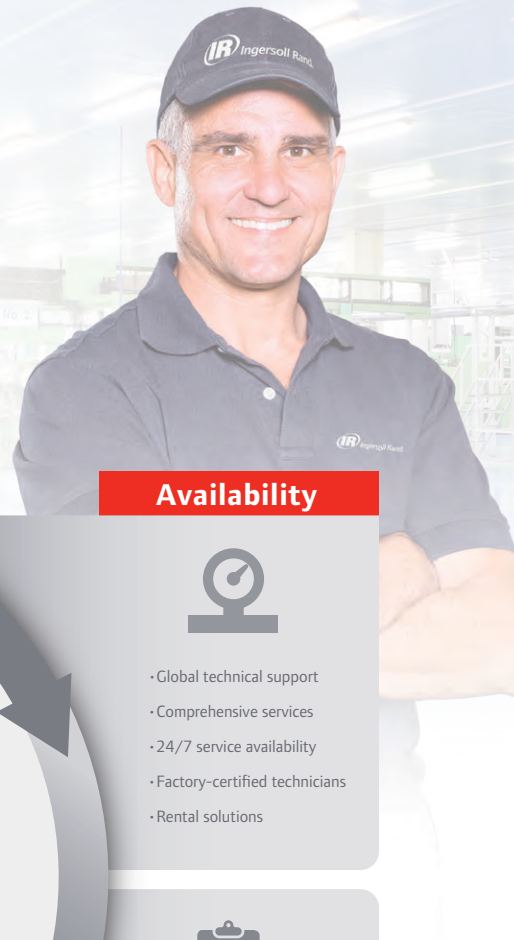
- **Accuracy.** The PacE Flow Controller has a sensitive dial for controlling set points to deliver precise pressure control (0.2% from set point within the full range).
- **Constant Pressure.** The flow controller valve responds immediately to changes in air demand, providing consistent pressure at point-of-use.
- **Reduced Cycling.** By separating the supply side from the demand side of your system, the controller creates additional stored capacity so your machines won't cycle as frequently to meet fluctuations in demand.
- **No Over-Pressurization.** The fixed pressure setting on the dial prevents users from exceeding the maximum desired pressure, protecting point-of-use tools from over-pressurization.

PacE Pneumatic Flow Controller Specifications									
Inlet Size	Max Flow scfm	Dimensions (inches)					Weight (lb)		
		A	B	C	D	E			
1/2"	75	8.11	7.28	8.57	7.36	1.89	8.4		
1"	200	8.11	7.28	8.57	7.36	2.21	10.45		
2"	1,000	8.11	7.28	8.57	7.36	2.78	14.65		
Inlet Size	Part Number	Flow Direction	Thread Type	Max Flow scfm	Max Inlet Pressure psig	Control Range psig	Temperature Range °F	Sensitivity % of full span	Repeatability % of full span
1/2"	49124399	Right to Left	NPT	75	300	0-160	-4 to +176	0.2%	± 0.5%
	49124365	Left to Right	NPT	75	300	0-160	-4 to +176	0.2%	± 0.5%
	49124456	Right to Left	BSP	75	300	0-160	-4 to +176	0.2%	± 0.5%
	49124423	Left to Right	BSP	75	300	0-160	-4 to +176	0.2%	± 0.5%
1"	49124407	Right to Left	NPT	200	300	0-160	-4 to +176	0.2%	± 0.5%
	49124373	Left to Right	NPT	200	300	0-160	-4 to +176	0.2%	± 0.5%
	49124464	Right to Left	BSP	200	300	0-160	-4 to +176	0.2%	± 0.5%
	49124431	Left to Right	BSP	200	300	0-160	-4 to +176	0.2%	± 0.5%
2"	49124415	Right to Left	NPT	1,000	300	0-160	-4 to +176	0.2%	± 0.5%
	49124381	Left to Right	NPT	1,000	300	0-160	-4 to +176	0.2%	± 0.5%
	49124472	Right to Left	BSP	1,000	300	0-160	-4 to +176	0.2%	± 0.5%
	49124449	Left to Right	BSP	1,000	300	0-160	-4 to +176	0.2%	± 0.5%

Product Features

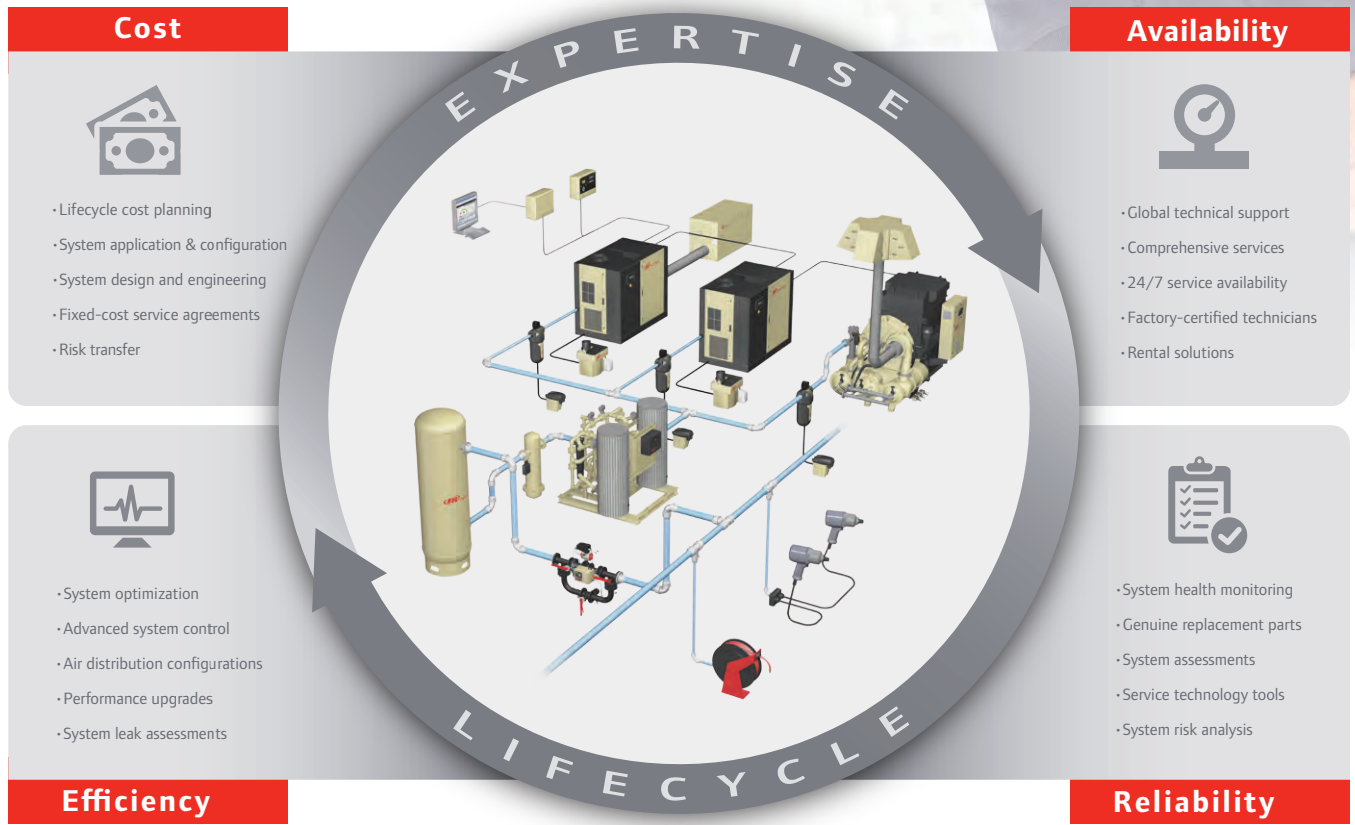
- **Nitrile seals** for high level of chemical resistance
- **NPT threads** for easy installation with existing delivery systems
- **Glycerine-filled, stainless steel, dual gauge design** for clear reference of pressure (both inlet and outlet)
- **Powder-coated steel chassis** for premium durability
- **Versatile directional flow** available
- **Compatible** with rotary and reciprocating technologies





Your Trusted Partner in Compressed Air

Ingersoll Rand products and services optimize total **Cost** of ownership, while maximizing **Availability, Reliability** and **Efficiency** for the entire lifecycle of your system.



Design • Install • Commission • Operate • Maintain • Extend



ingersollrandproducts.com

Ingersoll Rand (NYSE:IR) advances the quality of life by creating comfortable, sustainable and efficient environments. Our people and our family of brands—including Club Car®, Ingersoll Rand®, Thermo King® and Trane® —work together to enhance the quality and comfort of air in homes and buildings; transport and protect food and perishables; and increase industrial productivity and efficiency. We are a \$13 billion global business committed to a world of sustainable progress and enduring results.



Ingersoll Rand, IR and the IR logo are trademarks of Ingersoll Rand, its subsidiaries and/or affiliates. All other trademarks are the property of their respective owners. Ingersoll Rand compressors are not designed, intended or approved for breathing air applications. Ingersoll Rand does not approve specialized equipment for breathing air applications and assumes no responsibility or liability for compressors used for breathing air service. Ingersoll Rand assumes no responsibility or liability for compressors used in any application other than compressed air. Nothing contained on these pages is intended to extend any warranty or representation, expressed or implied, regarding the product described herein. Any such warranties or other terms and conditions of sale of products shall be in accordance with Ingersoll Rand's standard terms and conditions of sale for such products, which are available upon request. Product improvement is a continuing goal at Ingersoll Rand. Designs, available functions and specifications are subject to change without notice or obligation.