

# GRUNDFOS CMBE BOOSTER

The Grundfos CMBE is a compact, constant pressure pump system for water supply and boosting in domestic and light commercial applications.

NEW  
HIGH  
EFFICIENCY  
MOTOR



## FEATURES AND BENEFITS

- Constant pressure and commercial grade quality in one compact system
- All-in-one solution including pump, motor, tank, pressure and flow sensor, controller and check valve
- Reliable and easy to install
- Highly efficient ECM motor reduces operating costs
- Drinking water NSF 61/372 approved

be  
think  
innovate

**GRUNDFOS** 




### CMBE SELECTION GUIDES

#### 1x115V Supply Power Flow Rate Selection Chart

PSI Boost	0-10 GPM	0-15 GPM	0-20 GPM	0-25 GPM
20 psi	CMBE 1-44	CMBE 1-44	CMBE 3-30	CMBE 3-30
25 psi	CMBE 1-44	CMBE 1-44	CMBE 3-30	CMBE 3-30
30 psi	CMBE 1-44	CMBE 1-44	CMBE 3-30	CMBE 3-51
35 psi	CMBE 1-44	CMBE 1-75	CMBE 3-51	*CMBE 3-51
40 psi	CMBE 1-44	CMBE 3-51	*CMBE 3-51	*CMBE 3-51
45 psi	CMBE 1-44	CMBE 3-51	*CMBE 3-51	-
50 psi	CMBE 1-44	CMBE 3-51	-	-
55 psi	CMBE 1-75	*CMBE 3-51	-	-
60 psi	CMBE 1-75	*CMBE 3-51	-	-
65 psi	*CMBE 1-75	-	-	-
70 psi	*CMBE 1-75	-	-	-
75 psi	*CMBE 1-75	-	-	-
80 psi	*CMBE 1-75	-	-	-

Note: (\*) indicates pump may be 5-10% undersized on flow at desired pressure.

### USER CONTROL PANEL

Set the desired setpoint by pressing  or . The light fields on the control panel will indicate the setpoint set. Continuously pressing  will stop the pump.



#### 1x230V Supply Power Flow Rate Selection Chart

PSI Boost	0-15 GPM	0-25 GPM	0-35 GPM	0-45 GPM	0-55 GPM	0-65 GPM	0-70 GPM
20 psi	CMBE 1-44	CMBE 3-30	CMBE 5-31	CMBE 10-54	CMBE 10-54	CMBE 10-54	CMBE 10-54
25 psi	CMBE 1-44	CMBE 3-30	CMBE 5-31	CMBE 10-54	CMBE 10-54	CMBE 10-54	CMBE 10-54
30 psi	CMBE 1-75	CMBE 5-31	CMBE 5-31	CMBE 10-54	CMBE 10-54	CMBE 10-54	*CMBE 10-54
35 psi	CMBE 1-75	CMBE 3-62	CMBE 5-31	CMBE 10-54	CMBE 10-54	*CMBE 10-54	-
40 psi	CMBE 1-75	CMBE 3-62	CMBE 5-62	CMBE 10-54	*CMBE 10-54	-	-
45 psi	CMBE 1-75	CMBE 3-62	CMBE 5-62	*CMBE 10-54	-	-	-
50 psi	CMBE 1-99	CMBE 3-62	CMBE 5-62	*CMBE 10-54	-	-	-
55 psi	CMBE 1-99	CMBE 3-93	CMBE 5-62	-	-	-	-
60 psi	CMBE 1-99	CMBE 3-93	CMBE 5-62	-	-	-	-
65 psi	CMBE 1-99	CMBE 5-62	-	-	-	-	-
70 psi	CMBE 3-93	CMBE 5-62	-	-	-	-	-
75 psi	CMBE 3-93	CMBE 5-62	-	-	-	-	-
80 psi	CMBE 3-93	CMBE 5-62	-	-	-	-	-

Note: (\*) indicates pump may be 5-10% undersized on flow at desired pressure.

The name Grundfos, the Grundfos logo, and be think innovate are registered trademarks owned by Grundfos Holding A/S or Grundfos A/S, Denmark. All rights reserved worldwide.