

## Feature-Packed & Designed for Multi-Family

### > Flexible

Ideal for multi-family units as it can fit almost anywhere (such as in a 24" closet space)

### > Compact

Smallest HRV in its category

### > Advanced

Features the latest German manufactured, factory-balanced "RadiCal" fans

### > Quiet

New technology drastically reduces noise and operation costs

### > Lightweight

5% lighter than comparable units

### > Powerful

TurboTouch provides up to 50% more exhaust capacity than any other HRV

### > Quick to Install

Includes an EZ-Mount wall bracket that saves time and money

### > Reliable

Backed by the best all-around warranty in the industry

Quite simply, Flex HRVs are easy to install and operate. They deliver an unbeatable combination of improved air quality, energy efficiency and reliable performance year after year.



## Here for You & Your Customers

We believe in providing complete customer satisfaction for both you and your clients. Our service team has the knowledge, skills and experience to support your needs, serve your customers and exceed your expectations.

We strive to build lasting relationships that stand the test of time.

New



## ECO-touch

Fantech presents the Eco-touch wall control panel, equipped with touch screen technology. This control panel is the perfect compliment to the Flex 100H.



**UNITED STATES**  
10048 Industrial Blvd  
Lenexa, KS 66215  
Phone: 800-747-1762  
Fax: 800-487-9915

**CANADA**  
50 Kanalflakt Way  
Bouctouche, NB E4S 3M5  
Phone: 800-565-3548  
Fax: 877-747-8116

[www.fantech.net](http://www.fantech.net)

DISTRIBUTED LOCALLY BY:



Fantech, reserves the right to modify, at any time and without notice, any or all of its products' features, designs, components and specifications to maintain their technological leadership position. Item #413648 070112



## > FLEX SPECS

	SPECIFICATIONS	FLEX100H
Ventilation	Apparent Recovery Efficiency 32°F [0°C], 62 cfm [30 l/s]	74%
	Apparent Recovery Efficiency -13°F [-25°C], 62 cfm [30 l/s]	75%
	Sensible Recovery Efficiency 32°F [0°C], 62 cfm [30 l/s]	62%
	Sensible Recovery Efficiency -13°F [-25°C], 62 cfm [30 l/s]	62%
	Max. Continuous Ventilation	106 cfm
Physical	Recirculation Mode	YES
	Length	21.5" [546 mm]
	Width	14.5" [368 mm]
	Height (excluding ports)	15 5/8" [397 mm]
	Ports location	4 on top
	Weight	39 lbs [17.7 kg]
	Duct diameter	5" Oval [125mm]
	Quantity of Fans	2
	Fan Type	EBM Radical
	Wall Bracket	YES
Installation	Pressure taps to balance air flow	YES
	Balancing dampers	YES
	Electrical consumption (low speed)	More than 1 CFM/Watt
Electrical consumption & wall control	Wall control compatibility	ECO-Touch™, EDF1R, MDEH1, RTS2
	Parts	5 years
Warranty	Core	Limited lifetime
	Fan	7 years

Flex™ 100H  
Heat Recovery Ventilators (HRVs)

## Flexibility in Perfect Form



Improving indoor air quality  
through better ventilation





# An Established Ventilation Solutions Provider

## Fantech

For over two decades, Fantech has been developing innovative world class ventilation solutions. From the beginning, we've been committed to being the leader in the air movement and ventilation Industry. Today, our products continue to play a significant role in creating healthier and more energy efficient homes and work environments.

## Flex™ 100H Heat Recovery Ventilators (HRVs)

Flex™ HRVs are specifically designed for high-rise apartment applications, condominiums and town houses. With its compact top port design featuring 5 inch oval collars and the included EZ-Mount™ wall bracket, the Flex can be installed in spaces as small as 24 inches, such as a closet or maintenance room.

Unlike traditional HRVs that require excessive power to meet supplemental ventilation needs, the compact, yet powerful Flex HRVs allow for sizing based entirely on principal ventilation requirements. With its exclusive TurboTouch™ feature, the Flex HRV's can deliver up to 50% more exhaust capacity to easily meet supplemental ventilation needs whenever additional airflow is required.

## Flex HRVs offer an exceptional combination of Performance, Design & Easy Installation


### Winter Guard™ <

Built-in defrost system provides smooth, reliable operation even during the harshest winters.




### Convenient Access <

Top-mounted ports with unobstructed front access allow for easier duct connectivity.




### Powerful Package <

10% smaller than comparable units and 5% lighter than the other brands while providing up to 50% more exhaust capacity.



### Easy Maintenance <

All serviceable internal components, including core, filters, fans and electronic board are easily accessible and can be fully removed in under 5 minutes for complete service.




### > Turbo Touch

The TurboTouch feature delivers up to 50% more exhaust capacity.



### > Aluminum Core

Provides superior heat transfer capability in a smaller package.




### > Accurate Measuring

Patented integrated airflow measurement system allows for rapid and accurate reading of airflow and eliminates the need for an external flow meter.



### > Quick Connect

Removable quick connect terminals provide easy & convenient electrical connection.



### > Simple Installation

The durable EZ-Mount wall bracket allows for an effortless, one-person installation.

