

## IB450SSP

### Undercounter Ice Maker

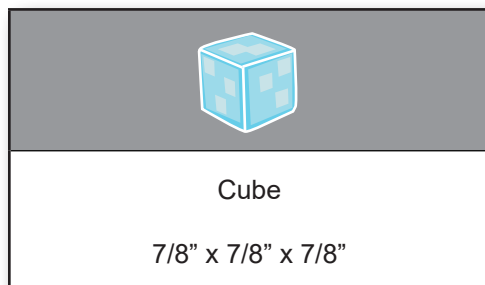


#### Features:

- Up to 50 lbs. ice production per day
- 25 lbs. storage capacity
- Restaurant-quality cube ice
- Integrated drain pump
- Reversible door
- Adjustable leveling legs
- Built-in or freestanding installation
- Stainless steel door and handle
- Sleek black cabinet design
- Slim 15" design
- Warranty: 1 year parts and labor



#### Ice Type and Dimensions:



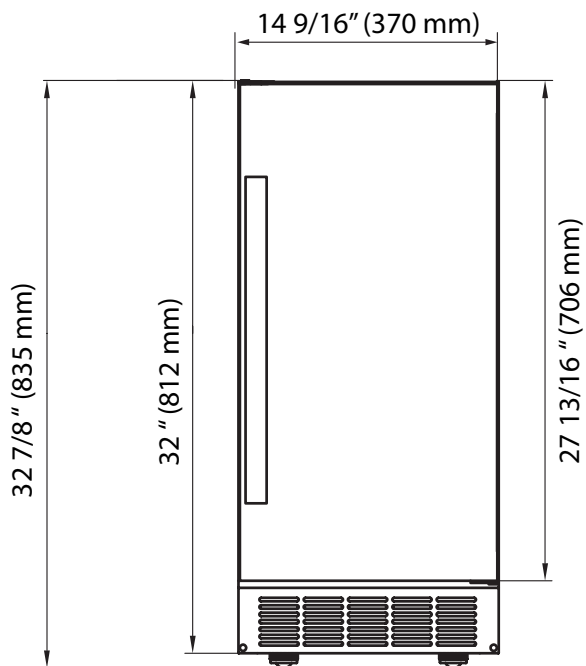
#### Included Accessories:

- Removable Ice Bin
- Ice Scoop
- Gravity Drain Line




# EDGE STAR®

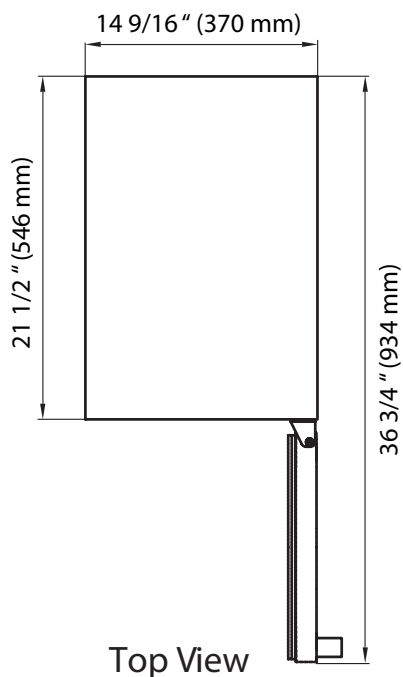
**Front:**



**Side:**



**Door Swing:**



**SPECIFICATIONS:**

Model #	IB450SSP
Color	Stainless Steel
Daily Ice Making	50 lbs
Bin Storage Capacity	25 lbs
Ice Type	Cube
Net Weight	87 lbs
Refrigerant	R134A
Width	14 9/16"
Depth	23 3/8"
Depth w/Handle	24 7/8"
Height	32 7/8"

Cutout Height: 32 13/16"

Cutout Width: 15 1/16"

Cutout Depth: 25 3/8"

