

PIM200SS

Portable Ice Maker



Features:

- Compact and fully portable
- Up to 40 lbs. ice production per day
- 2.4 lbs. storage capacity
- Automatic shutoff
- Restaurant quality clear, cube ice
- Ice ready within 20 minutes
- Simple and intuitive touch controls
- Sleek stainless steel design
- No drain required
- Warranty: 1 year parts, 90 days labor



Ice Type:



Cube

7/8" x 7/8" x 7/8"

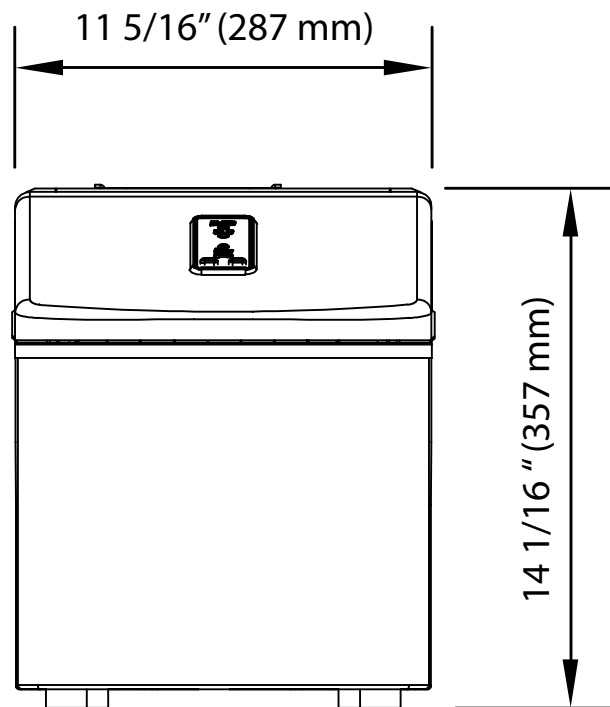
Included Accessories:

- Ice Scoop

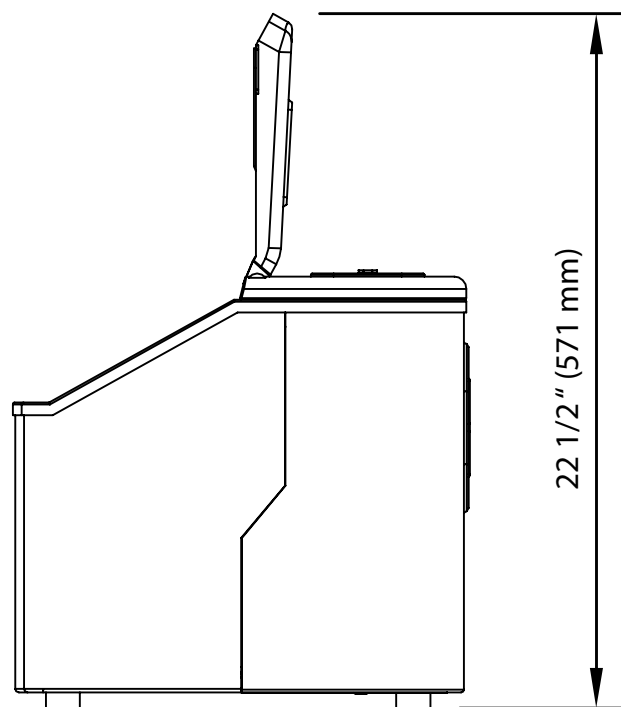


EDGE STAR®

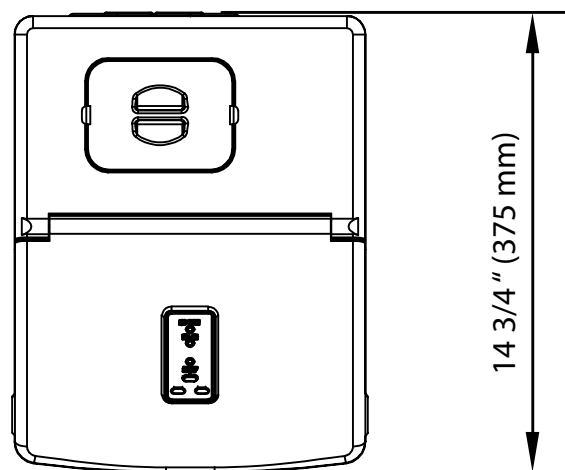
Front:



Side:



Top:



SPECIFICATIONS:

Model #	PIM200SS
Color	Stainless Steel
Daily Ice Making	40 lbs
Bin Storage Capacity	2.4 lbs
Ice Type	Cube
Net Weight	24.2 lbs
Refrigerant	R600A
Width	11 5/16"
Depth	14 3/4"
Height	14 1/16"