

IB650SS

Undercounter Ice Maker

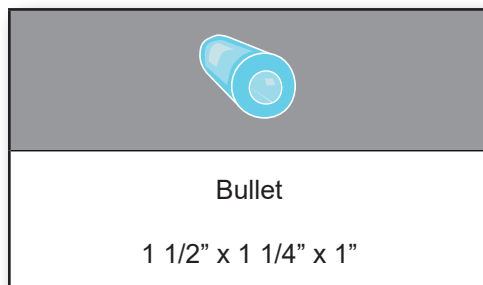


Features:

- Up to 50 lbs. ice production per day
- 25 lbs. storage capacity
- Restaurant-quality bullet ice
- Integrated condensate drain pump
- Reversible door
- Adjustable leveling legs
- Built-in or freestanding installation
- Stainless steel door and handle
- Sleek black cabinet design
- Slim 15" design
- Warranty: 1 year parts and labor



Ice Type and Dimensions:



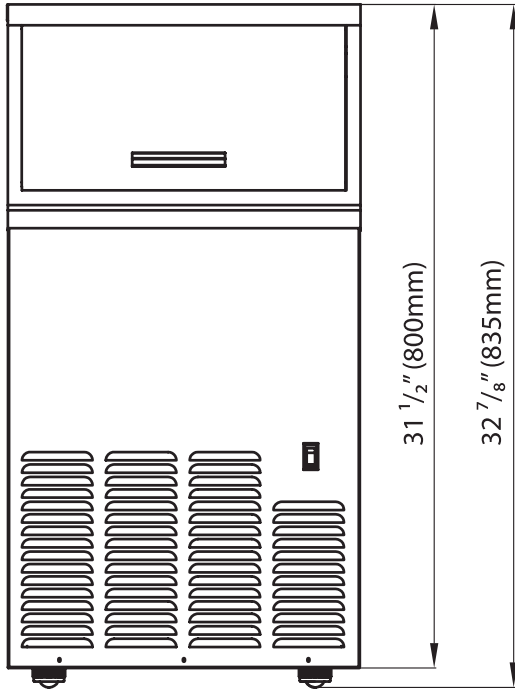
Included Accessories:

- Ice Scoop
- Gravity Drain Line
- 1/4" Water Line




EDGE STAR®


Front:



Side:



Interior:



SPECIFICATIONS:

Model #	IB650SS
Color	Stainless Steel
Daily Ice Making	75 lbs
Bin Storage Capacity	25 lbs
Ice Type	Bullet
Net Weight	81 lbs
Refrigerant	R134A
Width	16 3/4"
Depth	21"
Height	32 7/8"

Cutout Height: 33 3/8"

Cutout Width: 17 3/4"

Cutout Depth: 25"

