

Job Name:	
Tag#	



## Submittal Data Sheet

FDMQ24RVJU / RXL24UMVJU

2.0-Ton Ducted Concealed Heat Pump System



Complete warranty details available from your local dealer or at [www.daikincomfort.com](http://www.daikincomfort.com). To receive the 12-Year Parts Limited Warranty, online registration must be completed within 60 days of installation. Online registration is not required in California or Quebec. *If product is installed in a commercial application, limited warranty period is 5 years.*

### Indoor Specifications

Airflow Rate (cfm)	Cooling		Heating	
	H	M	H	M
	798	678	798	678
	L		L	
	558		558	
Sound (dBA)	40		40	
Dimensions (H x W x D) (in)		9-5/8 x 39-3/8 x 31-1/2		
Air Inlet (H x W) (in)		8-3/16 x 37-1/2		
Weight (Lbs)		82		

### Outdoor Specifications

Compressor		Hermetically Sealed Swing Type	
Refrigerant		R-410A	
Factory Charge (Lbs)		3.20	
Refrigerant Oil		PVE (FVC50K)	
Airflow Rate (cfm)	Cooling	Heating	
	2,418	2,361	
Sound Pressure Level (dBA)		55 / 55	
Dimensions (H x W x D) (in)		28-15/16 x 34-1/4 x 12-5/8	
Weight (Lbs)		130	

### Efficiency

Cooling		Heating	
SEER	18.6	HSPF	10.0
EER	12.5	COP	3.8

### Performance

Cooling (Btu/hr)	
Rated (Min/Max)	21,200 (9,000 / 24,000)
Sensible @ AHRI	16,730
Standard Operating Range	50°F – 115°F
Extended Operating Range*	-4°F – 115°F

Rated Cooling Conditions: Indoor: 80°F DB/67°F WB  
Outdoor: 95°F DB/75°F WB

\*With field settings and wind baffle

Heating (Btu/hr)	
1: @ 47° Rated (Min/Max )	24,000 (9,000 / 27,600)
2: @ 17° Rated	16,000
3: @ 5° Max: Capacity / COP	23,000 / 1.8
Operating Range	-13°F – 65°F

1: Rated Heating Conditions: Indoor: 70°F DB/60°F WB  
Outdoor: 47°F DB/43°F WB  
2: Rated Heating Conditions: Indoor: 70°F DB/60°F WB  
Outdoor: 17°F DB/15°F WB  
3: Heating Conditions: Indoor: 70°F DB/60°F WB  
Outdoor: 5°F DB/5°F WB

### Electrical

	208/60/1	230/60/1
System MCA	19.8	19.8
System MFA	20	20
Compressor RLA	18.25	18.25
Outdoor fan motor FLA	.47	.47
Outdoor fan motor W	76	76
Indoor fan motor FLA	1.54	1.54
Indoor fan motor W	230	230

MFA: Max. fuse amps MCA: Min. circuit amps (A) FLA: Full load amps (A)  
RLA: Rated load amps (A) W: Fan motor rated output (W)

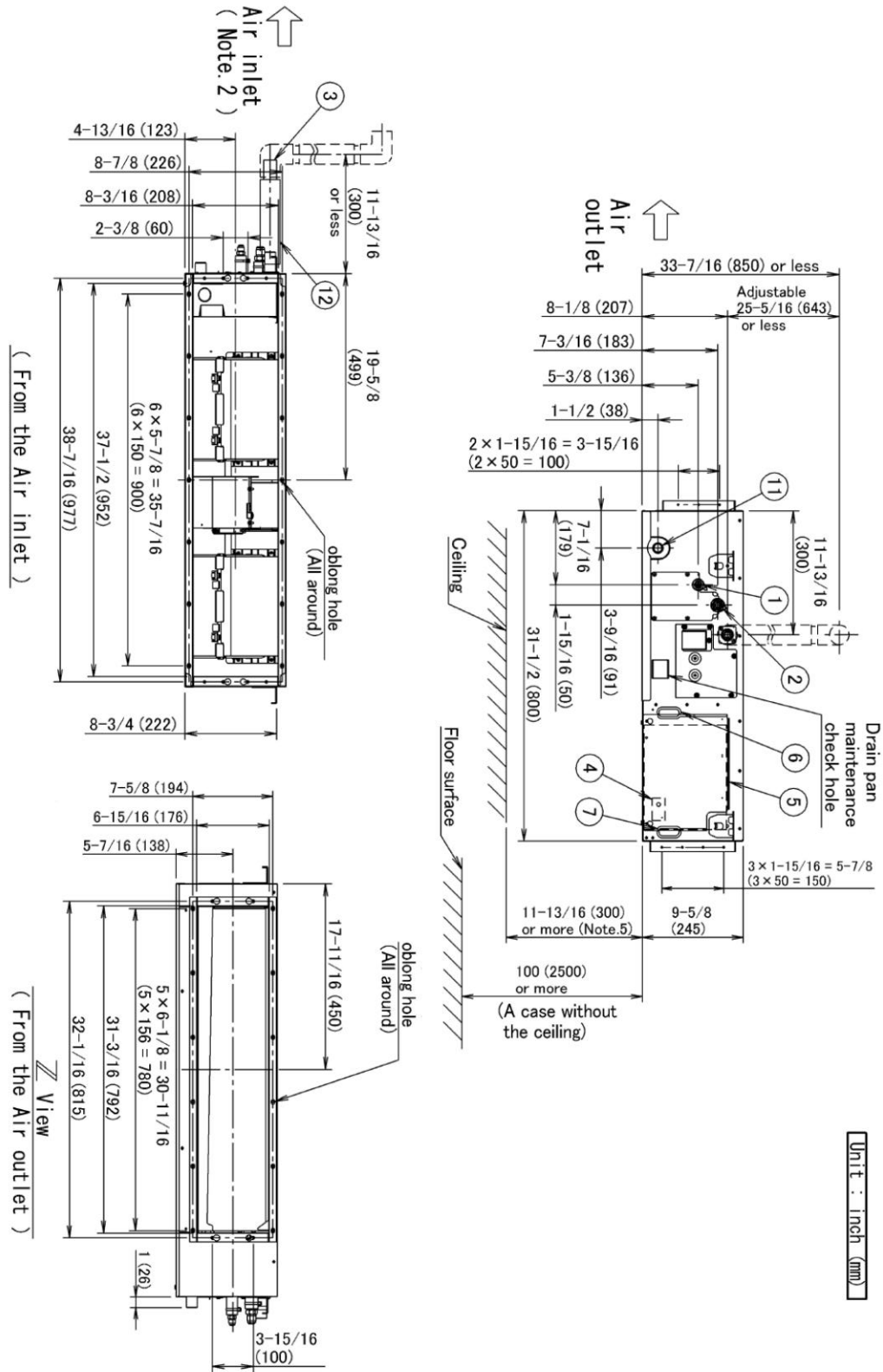
### Piping

Liquid (in)	1/4
Gas (in)	5/8
Drain (in)	1
Max. Interunit Piping Length (ft)	98.5
Max. Interunit Height Difference (ft)	65.6
Chargeless (ft)	32.8
Additional Charge of Refrigerant (oz/ft)	.21

Daikin North America LLC 5151 San Felipe, Suite 500 Houston, TX 77056

(Daikin's products are subject to continuous improvements. Daikin reserves the right to modify product design, specifications and information in this data sheet without notice and without incurring any obligations)

# FDMQ24RVJU Dimensional Data



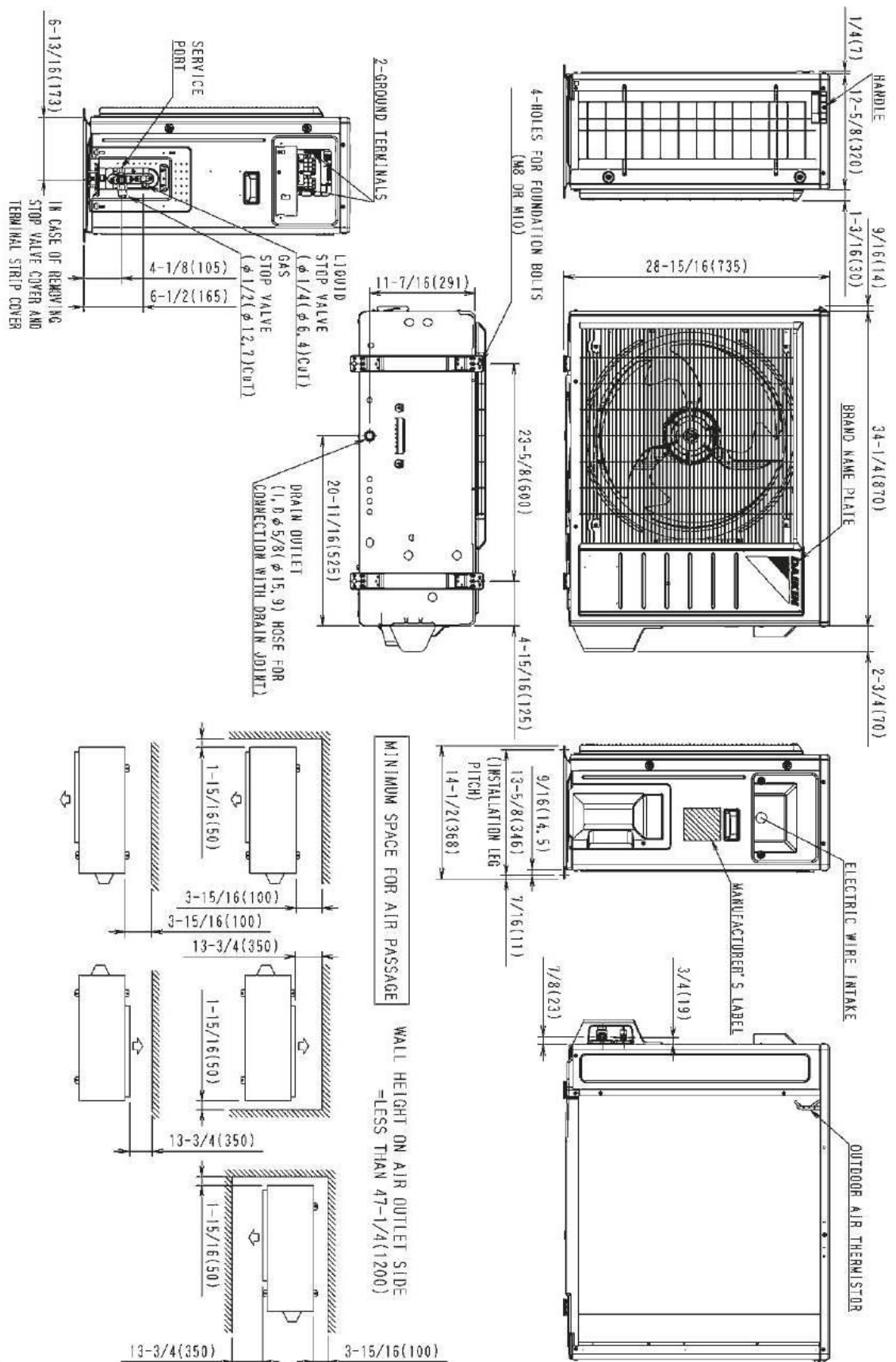
Daikin North America LLC 5151 San Felipe, Suite 500 Houston, TX 77056

(Daikin's products are subject to continuous improvements. Daikin reserves the right to modify product design, specifications and information in this data sheet without notice and without incurring any obligations)

Submittal Creation Date: January 2020

Page 2 of 4

# RXL24UMVJU Dimensional Data



3D123362

Daikin North America LLC 5151 San Felipe, Suite 500 Houston, TX 77056

(Daikin's products are subject to continuous improvements. Daikin reserves the right to modify product design, specifications and information in this data sheet without notice and without incurring any obligations)

Submittal Creation Date: January 2020

Page 3 of 4

## Optional Accessories



### Indoor Unit – One Controller required

Included	Part Number	Description
	BRC1E73	Wired Remote Controller
	BRC082A43	Wireless Remote Controller
	KRCS01-4B	Remote Sensor
	DACA-CP2-1	Maxi Orange Condensate Pump (up to 49 ft head)
	DACA-CP3-1	Mini Condensate Pump (up to 33 ft head)
	KRP1C74	Wiring Adapter
	KRP4A98	Mounting Plate
	DFBS39A13	MERV 13 Filter Kit

### Outdoor Unit

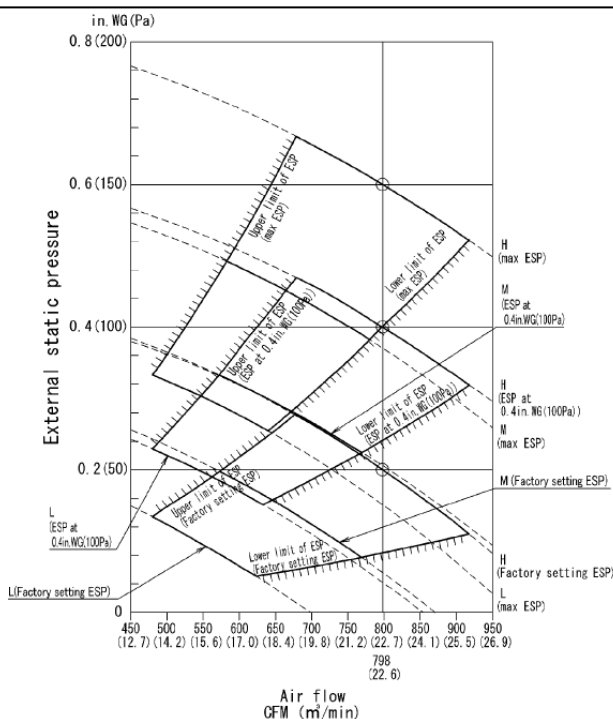
Included	Part Number	Description
	DACA-WB-1	Powder-Coated Wall-Mounted Bracket
	KEH063A4E	Drain Pan Heater
	KKP937A4	Drain Plug for OD Unit
	KPW063B4	Low Ambient Wind Baffle / Air Adjustment Grille (15/18 /24MBH)
	KKG063A42	Back Protection Wire Net (15/18/24MBH)
	KPS063A41	Snow hood (intake side plate) (15/18/24MBH)
	KPS063A44	Snow hood (intake rear plate) (15/18/24MBH)
	KPS063A47	Snow hood (outlet) (15/18/24MBH)

## Standard Equipment



Part Number	Description
2261089	Drain Pump
2261096	Float Switch Assy.

## External Static Pressure / Airflow Chart



Daikin North America LLC 5151 San Felipe, Suite 500 Houston, TX 77056

(Daikin's products are subject to continuous improvements. Daikin reserves the right to modify product design, specifications and information in this data sheet without notice and without incurring any obligations)