


MSZ-FX12NL & MUZ-FX12NLHZ
12,000 BTU/H WALL-MOUNTED INDOOR UNIT
12,000 BTU/H H2I SUMO™ HYPER-HEATING INVERTER OUTDOOR UNIT



Job Name:

System Reference:

Date:



Indoor Unit.....MSZ-FX12NL

Outdoor Unit.....MUZ-FX12NLHZ



INDOOR UNIT FEATURES

- 3D i-see Sensor® (Built-in): The advanced sensor scans each room to produce a complete thermal profile that includes heat signatures based upon size, temperature and movement, then adjusts temperature and airflow based on user preference, and saves energy according to room occupancy.
- Dual Barrier Coating: The patented Dual Barrier Coating reduces the collection of contaminants like dust, fibers, smoke, and oil on the inner surface of the heat pump, resulting in optimal airflow and easier maintenance.
- Dual Barrier Fusion: The patented Dual Barrier Fusion reduces the collection of contaminants like dust, fibers, smoke, and oil on the vanes of the indoor unit, keeping it clean all year long. Dual Barrier Fusion's shielding power is fused directly into the material of the horizontal and vertical vanes during manufacturing to maintain effectiveness and longevity of the components, and to promote vane cleanliness and reduce odors.
- Dual Vane: Dual-Vane feature allows for airflow direction to be set independently using two vanes, which can then deliver airflow across wide areas of a room, levels of a zone, or to two people in different locations at the same time.
- Econo Cool: Econo Cool temporarily and automatically adjusts the airflow based on heat exchanger temperature. The set temperature is increased slightly, which saves energy, while maintaining comfort.
- Multiple control options including: Back-lit screen hand-held Remote Controller (provided with unit), comfort app, third-party interfaces and both wired and wireless controllers
- Multiple fan speed options: Low, Medium, High, Powerful, Auto
- Powerful Mode: Temporarily drops or raises the set point and fan speed in order to quickly bring the room to the desired temperature.
- Quiet operation: Outdoor units are as quiet as a typical conversation, and most indoor units are whisper quiet.
- Slim Design: Slim wall-mounted indoor units provide zone comfort control
- Smart Dry +: The Smart Dry+ mode intelligently provides precise humidity control with minimal over-cooling of the space.
- Triple Action Filtration: Standard Microparticle and Electrostatic Enzyme Filters, along with an optional Carbon-based Deodorizing Filter. It effectively removes non-living particulate matter like dust and smoke, utilizes nanotechnology to absorb and neutralize odors, and employs static electricity to attract and filter charged airborne particles.
- Wi-Fi enabled units pair with the Comfort app for complete control over temperature, fan speeds, modes, schedules, and more.

OUTDOOR UNIT FEATURES

- Blue Fin Coating: An anti-corrosion treatment applied to the aluminum fins of the heat exchanger of the outdoor unit to protect against corrosion caused by salt, sulfur, and other airborne contaminants, especially in coastal and industrial areas.
- H2i sumo™ Hyper-Heating INVERTER: 100% heating capacity at outdoor temperatures -10° F with guaranteed operation down to -22° F.
- Hot-start technology: The fan only blows air when the heat exchanger has warmed, preventing blasts of cold air at start-up.

SPECIFICATIONS: MSZ-FX12NL & MUZ-FX12NLHZ

Cooling at 95F ¹	Maximum Capacity	Btu/h	16,100
	Rated Capacity	Btu/h	12,000
	Minimum Capacity	Btu/h	2,500
	Maximum Power Input	W	1,660
	Rated Power Input	W	780
	Moisture Removal	Pints/h	1.3
	Sensible Heat Factor	-	0.88
Heating at 47F ²	Power Factor [208V / 230V]	%	94 / 94
	Maximum Capacity	Btu/h	23,500
	Rated Capacity	Btu/h	13,200
	Minimum Capacity	Btu/h	3,100
	Maximum Power Input	W	2,140
	Rated Power Input	W	920
	Power Factor [208V / 230V]	%	96 / 95
Heating at 17F ³	Maximum Capacity	Btu/h	18,200
	Rated Capacity	Btu/h	9,300
	Maximum Power Input	W	2,140
	Rated Power Input	W	800
Heating at 5F ⁴	Maximum Capacity	Btu/h	16,200
	Maximum Power Input	W	2,140
Heating at -5F ⁵	Maximum Capacity	Btu/h	14,500
Heating at -10F ⁷	Maximum Capacity	Btu/h	13,200
Heating at -22F ⁹	Maximum Capacity	Btu/h	8,700
Efficiency	SEER2		29.9
	EER2 ¹		15.4
	HSPF2 [IV]		12.4
	COP at 47°F ²		4.2
	COP at 17°F at Maximum Capacity ³		2.48
	COP at 5°F at Maximum Capacity ⁴		2.2
	COP at -5°F at Maximum Capacity ⁵		2.04
	COP at -10°F at Maximum Capacity ⁷		2
Electrical	ENERGY STAR® Certified		Yes
	Voltage, Phase, Frequency	V AC / V AC, , Hz	208 / 230, 1, 60
	Guaranteed Voltage Range	V AC	187 - 253
	Voltage: Indoor - Outdoor, S1-S2	V AC	208/230
	Voltage: Indoor - Outdoor, S2-S3	V DC	24
	Short-circuit Current Rating [SCCR]	kA	5
	Recommended Fuse/Breaker Size (Outdoor)	A	15
	Recommended Wire Size [Indoor - Outdoor]	AWG	14
Indoor Unit	MCA	A	1
	Fan Motor Output	W	40
	Airflow Rate at Cooling, Dry	CFM	198, 247, 311, 406, 526
	Airflow Rate at Cooling, Wet	CFM	168, 210, 264, 345, 447
	Airflow Rate at Heating, Dry	CFM	177, 247, 311, 406, 477
	Sound Pressure Level [Cooling]	dB (A)	20, 24, 29, 36, 44
	Sound Pressure Level [Heating]	dB (A)	21, 24, 29, 36, 42
	Dual Barrier Coating on Heat Exchanger		Yes
	External Finish Color		Munsell 1.0Y 9.2/0.2
	Unit Dimensions (W x D x H)	inch x inch x inch [mm x mm x mm]	39 -9/32 x 9-3/4 x 12 [998 x 247 x 305]
	Package Dimensions (W x D x H)	inch x inch x inch [mm x mm x mm]	43 -5/16 x 12-3/4 x 15-3/4 [1,100 x 330 x 400]
	Unit Weight	lbs [kg]	31.40 [14.20]
	Package Weight	lbs [kg]	36.40 [16.50]
	Fan Motor Type		DC Motor
IDU Operating Temp. Range	Cooling Intake Air Temp [Maximum / Minimum]	°FDB, °FWB / °FDB, °FWB	90, 73 / 67, 57
	Heating Intake Air Temp [Maximum / Minimum]	°FDB	80 / 70

NOTES

¹Cooling at 95°F (Indoor: 80°F DB, 67°F WB // Outdoor: 95°F DB, 75°F WB)

²Heating at 47°F (Indoor: 70°F DB, 60°F WB // Outdoor: 47°F DB, 43°F WB)

³Heating at 17°F (Indoor: 70°F DB, 60°F WB // Outdoor: 17°F DB, 15°F WB)

⁴Heating at 5°F (Indoor: 70°F DB, 60°F WB // Outdoor: 5°F DB, 4°F WB)

⁵Heating at -5°F (Indoor: 70°F DB, 60°F WB // Outdoor: -5°F DB, -6°F WB)

⁷Heating at -10°F (Indoor: 70°F DB, 60°F WB // Outdoor: -10°F DB, -11°F WB)

⁹Heating at -22°F (Indoor: 70°F DB, 60°F WB // Outdoor: -22°F DB, -23°F WB)

^{*} Indoor/Outdoor Unit Operating Temperature Range (Cooling Air Temp [Maximum / Minimum]):

• Applications should be restricted to comfort cooling only; equipment cooling applications are not recommended for low ambient temperature conditions.

^{**} Outdoor Unit Operating Temperature Range (Cooling Thermal Lock-out / Re-start Temperatures; Heating Thermal Lock-out / Re-start Temperatures):

• System cuts out in heating mode and automatically restarts at these temperatures.

SPECIFICATIONS: MSZ-FX12NL & MUZ-FX12NLHZ

Outdoor Unit	MCA	A	14
	MOCP	A	24
	Fan Motor Output	W	55
	Airflow Rate Cooling	CFM	1,815
	Airflow Rate Heating	CFM	1,321
	Defrost Method		Reverse Cycle
	Coating on Heat Exchanger (Bluefin, Sea Coast)		Yes, No
	Sound Pressure Level, Cooling ¹	dB (A)	49
	Sound Pressure Level, Heating ²	dB (A)	51
	Compressor Type		Twin Rotary
	Compressor Model		SRB140FQHMT
	Compressor Oil [Type // Charge]	Type // oz	RM68EH // 11.80
	External Finish Color		Munsell 3Y 7.8/1.1
	Base Pan Heater		Built-in
	Unit Dimensions (W x D x H)	inch x inch x inch [mm x mm x mm]	31-1/2 x 11-1/4 x 28-1/8 [800 x 285 x 714]
	Package Dimensions (W x D x H)	inch x inch x inch [mm x mm x mm]	37 x 15 x 35 [940 x 380 x 890]
	Unit Weight	lbs [kg]	89 [40.4]
	Package Weight	lbs [kg]	103.50 [46.90]
ODU Operating Temp. Range	Cooling Intake Maximum Air Temp [Maximum / Minimum*]	°FDB	115 / 14
	Cooling Thermal Lock-out / Re-start Temperatures**	°FDB	-4 / 0
	Heating Air Temp [Maximum / Minimum]	°FDB, °FWB / °FDB, °FWB	75, 65 / -22, -23.8
	Heating Thermal Lock-out / Re-start Temperatures**	°FDB	-34 / -23
Refrigerant	Type		R454B
	Pre-Charged Refrigerant Amount	lbs, oz	2, 12
	Maximum Pre-Charged Piping Length	ft [m]	25 [7.50]
	Additional Refrigerant Charge Per Additional Piping Length	oz/ft	0.22
Piping	Gas Pipe Size O.D. [Flared]	inch [mm]	3/8 [9.52]
	Liquid Pipe Size O.D. [Flared]	inch [mm]	1/4 [6.35]
	Maximum Piping Length	ft [m]	65 [20]
	Maximum Height Difference	ft [m]	40 [12]
	Maximum Number of Bends		10

NOTES

¹Cooling at 95°F (Indoor: 80°F DB, 67°F WB // Outdoor: 95°F DB, 75°F WB)

²Heating at 47°F (Indoor: 70°F DB, 60°F WB // Outdoor: 47°F DB, 43°F WB)

³Heating at 17°F (Indoor: 70°F DB, 60°F WB // Outdoor: 17°F DB, 15°F WB)

⁴Heating at 5°F (Indoor: 70°F DB, 60°F WB // Outdoor: 5°F DB, 4°F WB)

⁵Heating at -5°F (Indoor: 70°F DB, 60°F WB // Outdoor: -5°F DB, -6°F WB)

⁷Heating at -10°F (Indoor: 70°F DB, 60°F WB // Outdoor: -10°F DB, -11°F WB)

⁸Heating at -22°F (Indoor: 70°F DB, 60°F WB // Outdoor: -22°F DB, -23°F WB)

* Indoor/Outdoor Unit Operating Temperature Range (Cooling Air Temp [Maximum / Minimum]):

• Applications should be restricted to comfort cooling only; equipment cooling applications are not recommended for low ambient temperature conditions.

** Outdoor Unit Operating Temperature Range (Cooling Thermal Lock-out / Re-start Temperatures; Heating Thermal Lock-out / Re-start Temperatures):

• System cuts out in heating mode and automatically restarts at these temperatures.

INDOOR UNIT ACCESSORIES: MSZ-FX12NL

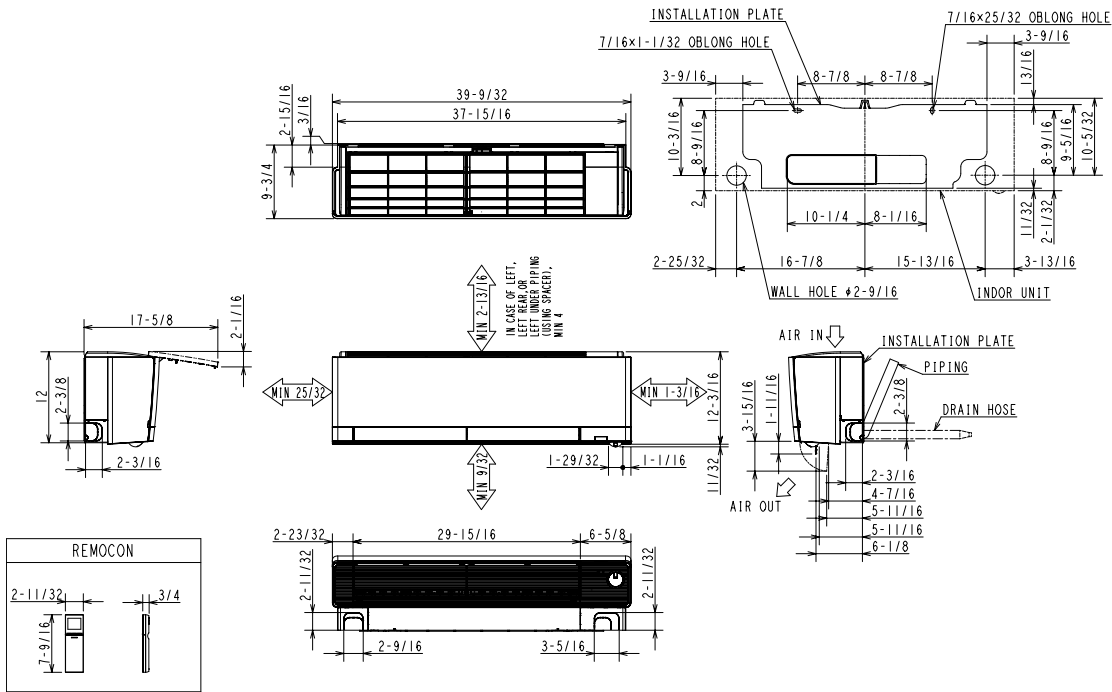
Wired Remote Controller	Deluxe Wired MA Remote Controller ¹	PAR-42MAAUB
	Simple Direct Wired Remote Controller	PAC-SDW01RC-1
	Simple MA Remote Controller ¹	PAC-YT53CRAU-J
	Touch MA Wired Remote Controller ¹	PAR-CT01MAU-SB
Lineset	15 x 1/4 x 15 3/8 Lineset Twin-Tube Insulation	MLS143812T-15
	30 x 1/4 x 30 3/8 Lineset Twin-Tube Insulation	MLS143812T-30
	50 x 1/4 x 50 3/8 Lineset Twin-Tube Insulation	MLS143812T-50
	65 x 1/4 x 65 3/8 Lineset Twin-Tube Insulation	MLS143812T-65
Control Interface	Airzone Wired Blueface Controller Black	AZZBSBLUEZEROCN
	Airzone Wired Blueface Controller White	AZZBSBLUEZEROCB
	Airzone Wireless Lite Controller Black	AZZBSLITERN
	Airzone Wireless Lite Controller White	AZZBSLITERB
	Airzone Wireless Think Controller Black	AZZBSTHINKRN
	Airzone Wireless Think Controller White	AZZBSTHINKRB
	IT Extender for kumo station	PAC-WHS01IE-E
	kumo station for the Comfort app	PAC-WHS01HC-E
	M-Net I/O Control Interface for M-Series ²	MAC-334IF-E
	Procon BACnet and Modbus Interface	PAC-UKPRC001-CN-1
	Thermostat Interface for 3rd Party Thermostats	PAC-US445CN-1
Condensate	Wireless Interface Adapter for the Comfort app	PAC-USWHS002-WF-2
	Blue Diamond (Slim Fascia Kit) Condensate Pump w/ Reservoir & Sensor	X86-011
	Blue Diamond Advanced Mini Condensate Pump w Reservoir Sensor 208230V recommended	X87-721
	Blue Diamond MaxiBlue Advanced Mini Condensate Pump w Reservoir Sensor 110V up to 48000 BTUH recommended	X87-711
	Blue Diamond MegaBlue Advanced Condensate Pump w Reservoir Sensor	X87-835
	Blue Diamond MicroBlue Mini Condensate Pump 110208230V up to 18000 BTUH	X86-003
	Blue Diamond Sensor Extension Cable 15 Ft	C13-103
	Drain Pan Level SensorControl	SS610E
	Refco Condensate Pump 100-240 VAC	GOBI-II
	Refco Condensate Pump 100-240 VAC up to 120000 BTUH	COMBI
	Sauermann Condensate Pump	SI30-230
Disconnect Switch	30A600VUL fits 2 X 4 utility box - Black	TAZ-MS303
	30A600VUL fits 2 X 4 utility box - White	TAZ-MS303W
Power Supplies and Auxiliary Components	Backup Heat Relay Kit Adapter for CN24 or CN152 Connector	CN24RELAY-KIT-CM3
Filter	Electro Static Anti-allergy Enzyme Filter	MAC-2330FT-E
	Microparticle Filter	MAC-EMF515FT-E
	Platinum Deodorizing Filter	MAC-3010FT-E
Wireless Remote Controller	Lockdown Bracket for Wireless Handheld Remote Controllers	RCMKP1CB
	RedLINK Wireless Remote Controller	MHK2
Drain Hose	Flexible Mini-Split Drain Hose	DRX-16
Remote Sensor	Remote Temperature Sensor for MFZ MLZ and MSZ models	M21EAA307
	Wireless temperature and humidity sensor for the Comfort app	PAC-USWHS003-TH-1
<p>NOTES</p> <p>²Allows IDU Connection to MA Controller: Deluxe MA Remote Controller Simple MA Controller Touch MA Controller</p> <p>¹Requires MAC-334IF-E Adapter ¹Requires MAC-334IF-E Adapter ¹Requires MAC-334IF-E Adapter</p>		

OUTDOOR UNIT ACCESSORIES: MUZ-FX12NLHZ

Stand	18 Single Fan Stand	QSMS1801M
	24 Single Fan Stand	QSMS2401M
	Condenser Wall Bracket	QSWB2000M-1
	Condenser Wall Bracket - Stainless Steel Finish	QSWBSS
	Outdoor Unit 3-14 inch Mounting Base Pair - Plastic	DSD-400P
	Outdoor Unit Stand 12 High	QSMS1201M
Control/Service Tool	M- & P-Series Maintenance Tool Cable Set	M21EC0397
	Maintenance Tool Interface	PAC-USCMS-MN-1
Mini-Split Wire	14 Gauge 4 wire Armored MiniSplit Cable250 ft roll	SW144-250
	14 Gauge 4 wire Armored MiniSplit Cable50 ft roll	SW144-50
	14 Gauge 4 wire MiniSplit Cable250 ft roll	S144-250
	14 Gauge 4 wire MiniSplit Cable50 ft roll	S144-50
	16 Gauge 4 wire Armored MiniSplit Cable250 ft roll	SW164-250
	16 Gauge 4 wire Armored MiniSplit Cable50 ft roll	SW164-50
	16 Gauge 4 wire MiniSplit Cable250 ft roll	S164-250
	16 Gauge 4 wire MiniSplit Cable50 ft roll	S164-50
Snow/Rain Diverter	SnowRain Diverter	SRD-1
Mounting Pad	Condensing Unit Mounting Pad 16 x 36 x 3	ULTRILITE1
Hail Guards	Hail Guard	HG-B4
NOTES		

INDOOR UNIT DIMENSIONS: MSZ-FX12NL

MSZ-FX06NL-U1
MSZ-FX09NL-U1
MSZ-FX12NL-U1
MSZ-FX15NL-U1
MSZ-FX18NL-U1
MSZ-FX24NL-U1



MSZ-FX06/09/12NL

PIPING	INSULATION	ø1-9/16 O.D
	LIQUID LINE	ø1/4 - 19-11/16 (FLARED CONNECTION ø1/4)
	GAS LINE	ø3/8 - 17-3/4 (FLARED CONNECTION ø3/8)
DRAIN HOSE		INSULATION ø1-5/32 CONNECTED PART ø5/8 O.D

MSZ-FX15/18NL

PIPING	INSULATION	ø1-9/16 O.D
	LIQUID LINE	ø1/4 - 19-11/16 (FLARED CONNECTION ø1/4)
	GAS LINE	ø3/8 - 17-3/4 (FLARED CONNECTION ø1/2)
DRAIN HOSE		INSULATION ø1-5/32 CONNECTED PART ø5/8 O.D

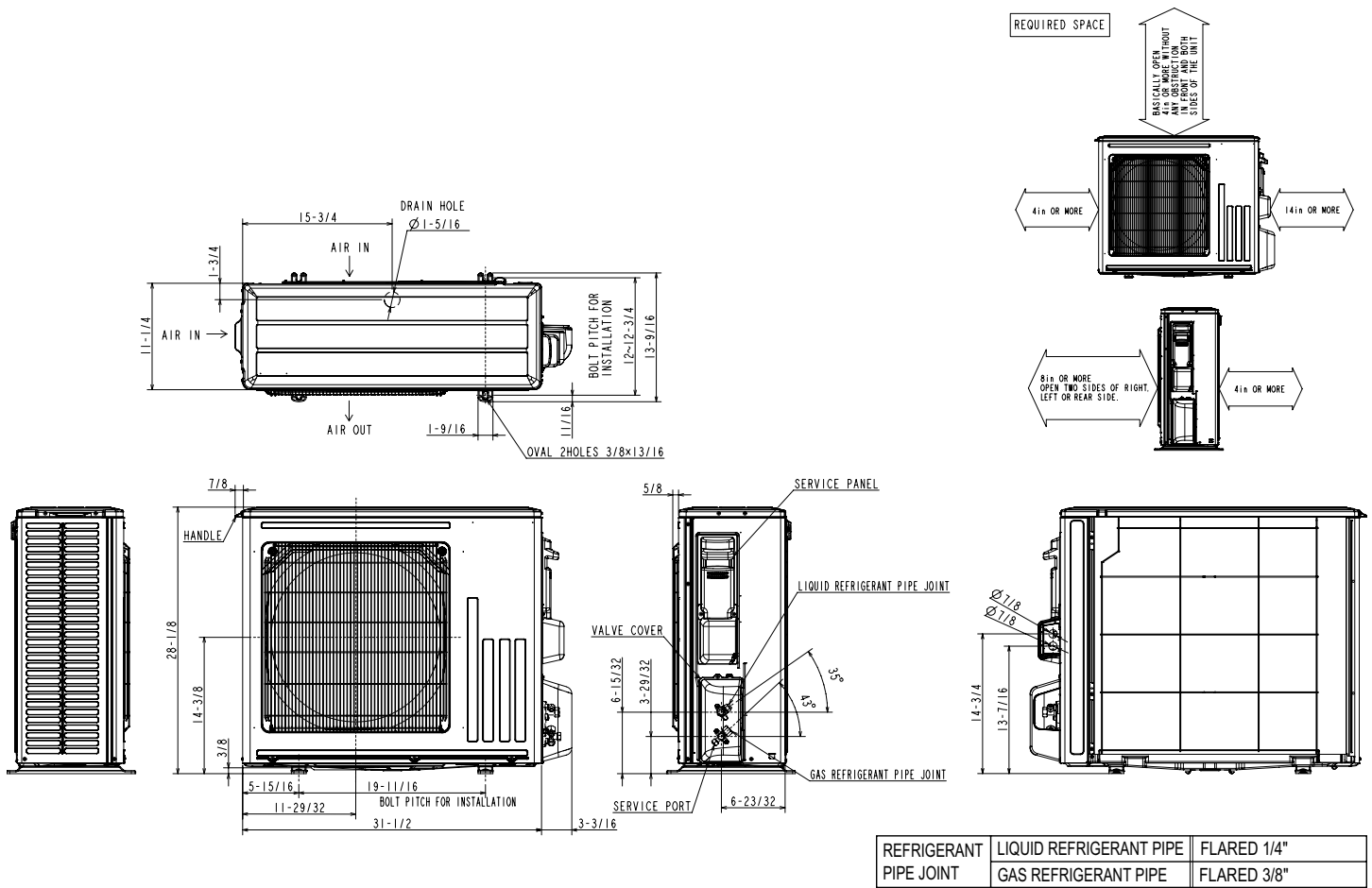
MSZ-FX24NL

PIPING	INSULATION	ø1-9/16 O.D
	LIQUID LINE	ø1/4 - 19-11/16 (FLARED CONNECTION ø1/4)
	GAS LINE	ø15/32 - 17-3/4 (FLARED CONNECTION ø5/8)
DRAIN HOSE		INSULATION ø1-5/32 CONNECTED PART ø5/8 O.D

*The diameter of the gas line piping is ø3/8 in one spot.

OUTDOOR UNIT DIMENSIONS: MUZ-FX12NLHZ

MUZ-FX06NLHZ-U1
MUZ-FX09NLHZ-U1
MUZ-FX12NLHZ-U1



METUS_2025-02_PROPIN

1340 Satellite Boulevard Suwanee, GA 30024
Toll Free: 800-433-4822 <https://mitsubishicomfort.com>

