

## SMART CHARGING BATTERY BACK UP SUMP PUMP

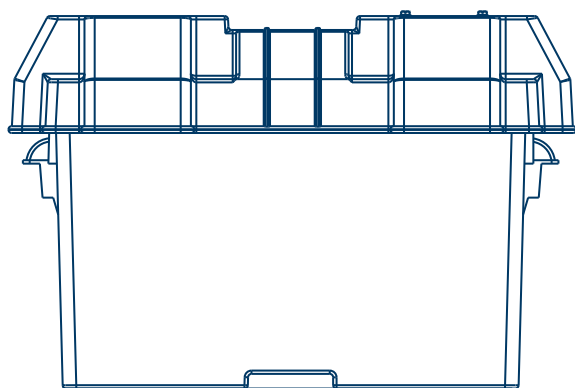
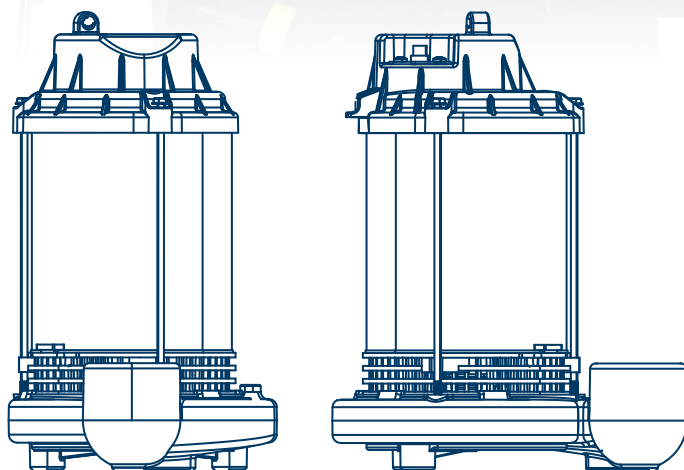
### CONSTRUCTION

- ▶ Fully Submersible Back Up Pump, For An Easy Addition To Any Sump System
- ▶ All Cast Iron Housing / Volute
- ▶ Corrosion-Resistant Thermoplastic Impeller for Maximum Water Flow
- ▶ Protective Battery Case Included with LED Display and Audible Alarm to Let Homeowner Know There's a Problem
- ▶ 1-1/2 in. NPT Discharge for Easy Installation and Compliance with Building Codes
- ▶ For Use In 14 in. Diameter or Larger Sump Basins

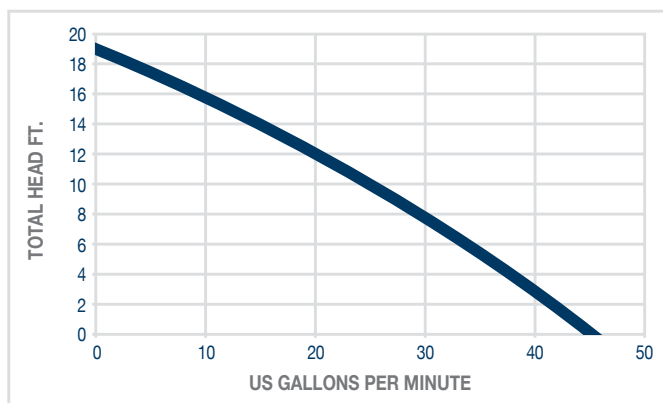
### BENEFITS

- ▶ This Ultra Quiet pump is expertly engineered and assembled to be The Hardest Working Pump You'll Never Hear.®
- ▶ Quality and Reliability. Warrantied.
- ▶ This pump is assembled in the USA to deliver dependable performance that lasts for years.
- ▶ Protects your basement with hours of pumping power when the electricity goes out.
- ▶ Removes up to 10,000 on a single battery charge.





● F12Vn



## JOB-READY, PRE-ASSEMBLED BATTERY BACK UP AND PRIMARY SUMP PUMP SYSTEM

MODEL: F12Vn, 12VDC

### PUMP SNAPSHOT

- ▶ **Volts** - 12 VDC
- ▶ **Construction** - All Cast Iron Housing / Volute
- ▶ **Switch Type** - Reed Float with Float Cage
- ▶ **Motor** - Powerful 100 Watt
- ▶ **Impeller** - Centrifugal
- ▶ **Intake** - Top Suction
- ▶ **Discharge** - 1 1/2 In. NPT
- ▶ **Submersible** - Yes
- ▶ **UPC** - 040066218490

### PUMP SPECIFICATIONS

- ▶ **Length** - 9 In.
- ▶ **Width** - 6 1/2 In.
- ▶ **Height** - 11 In.
- ▶ **Weight** - 24 Lbs.
- ▶ **Power Cord** - 8 Ft.

### PERFORMANCE

- ▶ **F12Vn** - 12 VDC - Max Flow 48 GPM: 25 GPM @ 10'

### FLOW RATES:

| MODEL:F12V - 12 VDC     | GPM @ 5' | GPM @ 10' | GPM @ 15' |
|-------------------------|----------|-----------|-----------|
| Gal/Min @ 0 MAX Flow 48 | 36       | 25        | 14        |

### 3 YEAR LIMITED WARRANTY

- ▶ Assembled in USA with Foreign and Domestic Parts

