

# **ABAC**

## Oil-injected compressors



### **AS-B 5.5, AS-B 7.5, AS-B 10**

## **Parts List**





# **ABAC**

## Oil-injected compressors

### **AS-B 5.5, AS-B 7.5, AS-B 10**

### **Parts List**

Edition: 2

- Copyright, ABAC Aria Compressa S.p.A., Robassomero, Italy.  
Any unauthorized use or copying of the contents or any part thereof is prohibited. This applies in particular to trademarks, model denominations, part numbers and drawings.
- Use only authorized parts. Any damage or malfunction caused by the use of unauthorized parts is not covered by Warranty or Product Liability.

12/01/2023

**No. 9828 0936 66**

[www.abacaircompressors.com](http://www.abacaircompressors.com)





|  |    |
|--|----|
| Instructions .....   | 3  |
| <b>1</b> Service Kits .....  | 18 |
| <b>2</b> Oil.....  | 20 |
| <b>3</b> Drive train 230V.....   | 22 |
| <b>4</b> Drive train AS-B 5.5 - TRIV_230V.....                               | 24 |
| <b>5</b> Drive train AS-B 7.5, AS-B 10 - TRIV_230V.....                      | 26 |
| <b>6</b> Pulleys AS-B 5.5, AS-B 7.5.....                                     | 28 |
| <b>7</b> Pulleys AS-B 10.....  | 30 |
| <b>8</b> Air system.....   | 32 |
| <b>8.1</b> Air filter AS-B 5.5 - Floor-mounted.....                          | 32 |
| <b>8.2</b> Air filter AS-B 7.5, AS-B 10 - Floor-mounted.....                 | 34 |
| <b>8.3</b> Air filter AS-B 5.5 - Tank-mounted.....                           | 36 |
| <b>8.4</b> Air filter AS-B 7.5, AS-B 10 - Tank-mounted.....                  | 38 |
| <b>8.5</b> Air inlet AS-B 5.5 - TRIV_230V.....                               | 40 |
| <b>8.6</b> Air inlet AS-B 5.5 - 230V.....                                    | 42 |
| <b>8.7</b> Air inlet AS-B 7.5, (AS-B 10 - TRIV_230V).....                    | 44 |
| <b>8.8</b> Check valve AS-B 5.5 - TRIV_230V.....                             | 46 |
| <b>8.9</b> Check valve AS-B 5.5 - 230V, AS-B 7.5, (AS-B 10 - TRIV_230V)..... | 48 |
| <b>8.10</b> Separation.....  | 50 |
| <b>9</b> Cooling AS-B 5.5.....   | 52 |
| <b>10</b> Cooling AS-B 7.5 - 230V.....                                       | 54 |
| <b>11</b> Cooling AS-B 7.5 - TRIV_230V.....                                  | 56 |
| <b>12</b> Cooling AS-B 10.....   | 58 |
| <b>13</b> Liquid filtration.....   | 60 |
| <b>14</b> Fluid transportation Floor-mounted.....                            | 62 |
| <b>15</b> Fluid transportation Tank-mounted - Without dryer.....             | 64 |
| <b>16</b> Fluid transportation Tank-mounted - With dryer.....                | 66 |
| <b>17</b> Loose parts.....   | 68 |
| <b>18</b> Air receiver 270L - Without dryer.....                             | 70 |
| <b>19</b> Air receiver AS-B 7.5, AS-B 10 - 500L - Without dryer.....         | 72 |
| <b>20</b> Air receiver 270L - With dryer.....                                | 74 |
| <b>21</b> Air receiver AS-B 7.5, AS-B 10 - 500L - With dryer.....            | 76 |
| <b>22</b> Air dryer.....   | 78 |
| <b>22.1</b> Assembly.....  | 78 |
| <b>22.2</b> Components.....  | 80 |
| <b>23</b> Electrical system.....   | 82 |
| <b>23.1</b> Electrical components.....                                       | 82 |
| <b>23.2</b> Cubicle components 230V.....                                     | 84 |
| <b>23.3</b> Cubicle components TRIV_230V.....                                | 86 |
| <b>23.4</b> Controller.....  | 90 |
| <b>24</b> Bodywork Floor-mounted.....  | 92 |

|           |  |           |
|-----------|--|-----------|
| <b>25</b> | Bodywork Tank-mounted - Without dryer..... | <b>94</b> |
| <b>26</b> | Bodywork Tank-mounted - With dryer.....    | <b>96</b> |
| <b>27</b> | Markings.....                              | <b>98</b> |

## EN - English

### 1 ORDERING PARTS

Always specify the part number, the name and quantity of the required items, as well as the type and serial number of the machine.

### 2 COLUMN INFORMATION

Ref - Reference number: links a specific part from the list to the drawing. Only parts with a reference number are shown in the drawing. Parts in the drawing without a reference number are simply there to illustrate the assembly.

Part number - Part number to be used when ordering spare parts.

When no part number is specified, the component is not available as a spare part.

Parts which are contained in a kit will have the kit number mentioned on the line below. For complete content of the kit see chapter "1 - Service kits".

A part number preceded by a black dot is comprised in the assembly right above.

Remarks: Additional information to the part number right above.

Substituted by: The part number right above has been replaced by another part number due to an update or revision.

Qty - Quantity: Indicates the number of parts in relation to the corresponding reference number. „AR“ means „As required“: quantity or number to be determined.

Name - Part name: Translations of the English names can be found in document "Glossary of part names".

Validity - Defines the timeframe and type/version of the machines the part is valid for. Clarification of the codes used in the validity pattern can be found in the legend at the bottom of the page. A validity pattern mentioned in the chapter title applies to the whole chapter. A plus sign in the pattern is to be interpreted as 'and', a comma as 'or'. Parentheses group the validity codes, similarly to mathematical parentheses, see following example:

'PRESS:8BAR + (FREQ:50HZ+MOVOL:500V , FREQ:60HZ+MOVOL:575V)' is valid for machines with 8 bar working pressure and 50Hz frequency and 500V supply voltage, or 8 bar working pressure and 60Hz frequency and 575V supply voltage.

EL – Reference to the drawing or the component inside the electric cubicle.

R. – Remarks: Extra information about the part. Explanation can be found at the bottom of the page.

## BG - български

### 1 ПОРЪЧКА НА ЧАСТИ

Винаги цитирайте номера на частта, наименованието и количеството на необходимите изделия, както и типа и серийния номер на машината.

### 2 ИНФОРМАЦИЯ В КОЛОНИТЕ

Ref - Референтен номер: свързва дадена част от списъка с чертежа. На чертежа са показани само части с референтен номер.

Частите на чертежа без референтен номер са там, единствено за да се покаже възелът.

Part number - Номер на частта, който да се използва при поръчката на резервни части.

Ако не е посочен номер на частта, компонентът не се предлага като резервна част.

Частите, които се съдържат в даден комплект, ще включват номер на комплекта на долния ред. За пълното съдържание на комплекта вижте глава „1 – Service kits“.

Номер на част, пред който има черна точка, се съдържа във възела непосредствено по-горе.

Remarks: Допълнителна информация за частта – непосредствено по-горе.

Substituted by: Номерът на частта непосредствено по-горе е заменен от друг номер на частта поради актуализация или ревизия.

Qty - Количество: Посочва броя на частите във връзка със съответния референтен номер. „AR“ означава „Според нуждата“: количеството или броят ще бъдат определени допълнително.

Name - Име на частта: превод на английските имена можете да откриете в документа „Glossary of part names“.

Validity - Определя периода и типа/версията на машините, за които частта е валидна. Обяснение на елементите от кода, използвани в кода за валидността, можете да откриете в легендата в долната част на страницата. Кодът за валидността, посочен в заглавието на главата, се отнася за цялата глава. Знакът плюс в кода се приема за „и“, а запетаята – за „или“. Скобите групират елементите на кодовете за валидност подобно на математическите скоби, вижте следния пример:

„PRESS:8BAR + (FREQ:50HZ+MOVOL:500V , FREQ:60HZ+MOVOL:575V)“ е валидно за машини с работно налягане 8 bar, честота 50 Hz и захранващо напрежение 500 V или работно налягане 8 bar, честота 60 Hz и захранващо напрежение 575 V.

EL – Референция към чертежа или компонента в електрическата кутия.

R.. – Забележки: допълнителна информация относно частта. Обяснения можете да намерите в долната част на страницата.

## BR - Brasileiro

### 1 ENCOMENDANDO PEÇAS

Sempre especifique o número da peça, o nome e a quantidade dos itens necessários, assim como o tipo e o número de série da máquina.

Páginas marcadas com o símbolo Serviço - “ “ contêm peças do(s) Kit(s) de serviço. Para conhecer o conteúdo completo do kit, consulte o capítulo “1 - Service kits” (1 - Kits de serviço).

### 2 INFORMAÇÕES SOBRE AS COLUNAS

Ref. - Número de referência: indica onde está uma peça específica listada no desenho. Somente peças com número de referência são mostradas no desenho. As peças no desenho que não têm um número de referência destinam-se simplesmente a ilustrar o conjunto.

Part number - Número da peça: se nenhum número de peça estiver especificado, o componente não está disponível como peça sobressalente. Uma linha mostrada em negrito é um conjunto. Uma peça cujo número seja seguido por um ponto preto faz parte do conjunto impresso em negrito imediatamente acima dela.

O símbolo “<<< >>>” direciona para outra lista com o mesmo título, como “Name” (Nome).

Quando o número de peça específico é colocado abaixo da linha “Ref./”Name” (Ref. / Nome), é preciso escolher o tipo/versão da máquina.

Qty - Quantidade: indica o número de peças e os números de referência correspondentes. “AR” significa “As required” (Conforme solicitado): a quantidade ou o número a ser determinado.

Name - Nome da peça: as traduções dos nomes em inglês podem ser encontradas no documento “Glossary of part names” (Glossário de nomes de peças).

Remarks - Observações - Informações extras sobre a peça.

Uma série de letras pode indicar que uma determinada peça é certificada pelo órgão autorizado específico, de acordo com os códigos ou as regras da lista.

As medidas são fornecidas em milímetros.

## CS - čeština

### 1 OBJEDNÁNÍ DÍLŮ

Vždy uveďte číslo dílu, název a množství požadovaných položek a také typ a sériové číslo stroje.

### 2 INFORMACE VE SLOUPCÍCH

Ref – Referenční číslo: Propojuje konkrétní díl ze seznamu s výkresem. Pouze díly s referenčním číslem jsou zobrazeny na výkresu. Díly bez referenčního čísla, které jsou na výkresu uvedeny, slouží pouze jako ilustrace.

Part number – Číslo dílu se používá pro objednávání náhradních dílů.

Pokud není uvedeno žádné číslo dílu, komponenta není k dispozici jako náhradní díl.

Díly obsažené v sadě mají na následujícím řádku uvedeno číslo sady. Úplný obsah sady viz kapitolu „1 – Service kits“.

Díl s číslem, před kterým je černý puntík, je obsažen v sestavě přímo nad ním.

Remarks: Další informace k číslu dílu přímo nad ním.

Substituted by: Číslo dílu přímo nad ním bylo nahrazeno jiným číslem dílu v důsledku aktualizace nebo revize.

Qty – Množství: Indikuje počet dílů pro odpovídající referenční číslo. „AR“ znamená „As required“ (Podle potřeby): množství nebo počet bude určen.

Name – Název dílu: Překlady anglických názvů naleznete v dokumentu „Glossary of part names“.

Validity – Definuje časový rámec a typ/verzi strojů, na které se daný díl vztahuje. Objasnění kódů použitých ve vzorci platnosti naleznete v legendě na konci stránky. Vzorec platnosti uvedený v názvu kapitoly se vztahuje na celou kapitolu. Znaménko plus ve vzorci se interpretuje jako „a“ a čárka jako „nebo“. Závorky seskupují kódy platnosti, obdobně jako matematické závorky, viz následující příklad:

„PRESS:8BAR + (FREQ:50HZ+MOVOL:500V , FREQ:60HZ+MOVOL:575V)“ platí pro stroje s provozním tlakem 8 bar, frekvencí 50 Hz a napájecím napětím 500 V nebo pro stroje s provozním tlakem 8 bar, frekvencí 60 Hz a napájecím napětím 575 V.

EL – Reference na výkres nebo komponentě uvnitř elektrického rozvaděče.

R. – Poznámky: Doplňující informace o dílu. Vysvětlení naleznete na konci stránky.



---

## DA - Dansk

---

### 1 BESTILLING AF DELE

Angiv altid styknummeret, navnet på og antallet af de ønskede varer samt typen og serienummeret for maskinen.

### 2 OPLYSNINGER TIL KOLONNERNE

Ref - Referencenummer: Knytter en bestemt del fra listen til tegningen. Kun dele med et referencenummer vises på tegningen.

Dele på tegningen uden et referencenummer er blot medtaget for at vise samlingen.

Part number - Styknummer, der skal bruges ved bestilling af reservedele.

Hvis der ikke er angivet et styknummer, fås komponenten ikke som reservedel.

Dele, der er indeholdt i et sæt, har sætnummeret stående på linjen nedenfor. Se kapitel "1 – Service kits" for at få vist hele indholdet af sættet.

Et styknummer med en sort prik foran indgår i samlingen lige ovenfor.

Remarks: Der findes yderligere oplysninger til styknummeret lige ovenfor.

Substituted by: Styknummeret lige ovenfor er blevet erstattet af et andet styknummer i forbindelse med en opdatering eller en revidering.

Qty - Antal: Angiver antallet af dele, der hører til det tilsvarende referencenummer. "AR" står for "As required": Antallet eller nummeret skal fastsættes.

Name - Navn på del: Oversættelser af de engelske navne kan findes i dokumentet "Glossary of part names".

Validity - Angiver tidshorizont og maskintype/-version, som delen gælder for. Forklaringer til koderne, der anvendes i modellen for gyldigheden, kan findes i teksten nederst på siden. En model for gyldigheden, der er nævnt i kapitlets titel, gælder for hele kapitlet. Et plustegn i modellen skal fortolkes som et "og", og et komma som et "eller". Parenteser inddeler koderne, der beskriver gyldigheden, på samme måde som parenteser i matematik. Se følgende eksempel:

„PRESS:8BAR + (FREQ:50HZ+MOVOL:500V , FREQ:60HZ+MOVOL:575V)“ gælder for maskiner med et arbejdstryk på 8 bar, en frekvens på 50 Hz og en forsyningsspænding på 500 V eller for maskiner med et arbejdstryk på 8 bar, en frekvens på 60 Hz og en forsyningsspænding på 575 V.

EL – Refererer til tegningen eller komponenten inde i elskabet.

R. - Bemærkninger: Yderligere oplysninger om delen. Forklaringer kan findes nederst på siden.

---

## DE - Deutsch

---

### 1 TEILE BESTELLEN

Geben Sie immer genau die Teilenummer, den Namen und die Anzahl des gewünschten Artikels und den Typ und die Seriennummer der Maschine an.

### 2 SPALTENINFORMATION

Ref - Referenznummer: Verknüpft ein spezifisches Teil der Liste mit der Zeichnung. Es werden nur Referenznummern in der Zeichnung gezeigt. In der Zeichnung dargestellte Teile ohne Referenznummer sind einfach nur zu Illustrationszwecken der Baugruppe abgebildet.

Part number - Die Teilenummer wird bei der Bestellung von Ersatzteilen angegeben.

Ist keine Teilenummer angegeben, ist die Komponente nicht als Ersatzteil verfügbar.

Bei Teilen, die zu einem Set gehören, wird die Setnummer unten auf der Linie angegeben. Zum kompletten Inhalt des Sets siehe Kapitel „1 – Service kits“.

Eine mit einem schwarzen Punkt versehene Teilenummer ist in dem direkt darüber stehenden Set enthalten.

Remarks: Zusätzliche Informationen zur Teilenummer stehen direkt darüber.

Substituted by: Die direkt darüber stehende Teilenummer wurde aufgrund einer Aktualisierung oder Überarbeitung durch eine andere Teilenummer ersetzt.

Qty - Anzahl: Gibt die Anzahl der Teile im Verhältnis zur entsprechenden Referenznummer an. „AR“ steht für „Nach Bedarf“: Anzahl oder Nummer muss noch angegeben werden.

Name - Teilename: Übersetzungen der englischen Bezeichnungen finden Sie im Dokument „Glossary of part names“.

Validity - Gibt den Zeitrahmen und den Typ/die Version der Maschine vor, für die die Teile gültig sind. Eine Erläuterung der Codes, die für das Gültigkeitsmuster angewandt werden, finden Sie am Fuß der Seite. Ein im Kapiteltitle genannten Gültigkeitsmuster bezieht sich auf das gesamte Kapitel. Ein Pluszeichen im Muster steht für „und“, ein Komma für „oder“. Klammern fassen die Codes in Gruppen zusammen, ähnlich wie bei mathematischen Klammern. Siehe dazu folgendes Beispiel:

„PRESS:8BAR + (FREQ:50HZ+MOVOL:500V , FREQ:60HZ+MOVOL:575V)“ ist für Maschinen gültig mit 8 bar-Betriebsdruck, 50 Hz-Frequenz und 500 V-Versorgungsspannung oder 8 bar-Betriebsdruck, 60 Hz-Frequenz und 575 V-Versorgungsspannung.

EL – Referenz zu der Zeichnung oder dem Bauteil im Inneren des Schaltkastens.

R. – Anmerkungen: Zusatzinformationen zum Teil. Erklärungen finden Sie am Fuß der Seite.

## EL - ελληνικά

### 1 ΠΑΡΑΓΓΕΛΙΑ ΑΝΤΑΛΛΑΚΤΙΚΩΝ

Πρέπει πάντα να προσδιορίζετε τον κωδικό εξαρτήματος, την ονομασία και την ποσότητα των απαιτούμενων ειδών, καθώς και τον τύπο και τον αριθμό σειράς του μηχανήματος.

### 2 ΠΛΗΡΟΦΟΡΙΕΣ ΓΙΑ ΤΙΣ ΣΤΗΛΕΣ

Ref - Κωδικός αναφοράς: συσχετίζει ένα συγκεκριμένο εξάρτημα από τη λίστα με το σχέδιο. Μόνο εξαρτήματα που έχουν κωδικό αναφοράς εμφανίζονται στο σχέδιο. Τα εξαρτήματα στο σχέδιο που δεν έχουν κωδικό αναφοράς, υπάρχουν απλώς για την εικονογράφηση του συγκροτήματος.

Part number - Κωδικός εξαρτήματος, ο οποίος χρησιμοποιείται κατά την παραγγελία ανταλλακτικών.

Όταν δεν αναφέρεται κάποιος κωδικός εξαρτήματος, το εξάρτημα δεν διατίθεται ως ανταλλακτικό.

Για τα εξαρτήματα που περιέχονται σε kit, ο αριθμός του kit θα αναφέρεται στην παρακάτω γραμμή. Για το πλήρες περιεχόμενο του kit, βλ. κεφάλαιο "1 – Service kits".

Όταν μπροστά από τον κωδικό εξαρτήματος υπάρχει μια μαύρη κουκίδα, το εξάρτημα περιέχεται στο συγκρότημα που βρίσκεται ακριβώς από πάνω.

Remarks (Παρατηρήσεις): Πρόσθετες πληροφορίες για τον κωδικό εξαρτήματος ακριβώς από πάνω.

Substituted by (Έχει αντικατασταθεί από): Ο πιο πάνω κωδικός εξαρτήματος έχει αντικατασταθεί από άλλο κωδικό εξαρτήματος λόγω ενημέρωσης ή αναθεώρησης.

Qty - Ποσότητα: Δείχνει τον αριθμό των εξαρτημάτων σε σχέση με τον αντίστοιχο κωδικό αναφοράς. Το "AR" σημαίνει "As required" (Αναλόγως των απαιτήσεων): η ποσότητα ή ο αριθμός θα πρέπει να προσδιοριστούν.

Name - Ονομασία εξαρτήματος: Μεταφράσεις των ονομασιών από τα αγγλικά μπορείτε να βρείτε στο έγγραφο "Glossary of part names".

Validity - Καθορίζει το χρονικό πλαίσιο και τον τύπο/την έκδοση των μηχανημάτων στα οποία μπορεί να χρησιμοποιηθεί το εξάρτημα. Στο υπόμνημα, στο κάτω μέρος της σελίδας, μπορείτε να βρείτε μια αποσαφήνιση των κωδικών που χρησιμοποιούνται στο υπόδειγμα ισχύος παραγγελίας. Εάν αναφέρεται ένα υπόδειγμα ισχύος παραγγελίας στον τίτλο του κεφαλαίου, αυτό ισχύει για ολόκληρο το κεφάλαιο. Ένα σύμβολο "συν" στο υπόδειγμα θα πρέπει να ερμηνεύεται ως "και", ένα κόμμα ως "ή".

Οι παρενθέσεις ομαδοποιούν τους κωδικούς ισχύος παραγγελίας, όπως οι παρενθέσεις στους μαθηματικούς τύπους. Δείτε το ακόλουθο παράδειγμα:

Το 'PRESS:8BAR + (FREQ:50HZ+MOVOL:500V , FREQ:60HZ+MOVOL:575V)' ισχύει για μηχανήματα με πίεση λειτουργίας 8 bar, συχνότητα 50 Hz και τάση τροφοδοσίας 500 V ή με πίεση λειτουργίας 8 bar, συχνότητα 60 Hz και τάση τροφοδοσίας 575 V.

EL – Κωδ. αναφοράς για το σχέδιο ή το εξάρτημα στο εσωτερικό του ηλεκτρικού πίνακα.

R. – Παρατηρήσεις: Πρόσθετες πληροφορίες σχετικά με το εξάρτημα. Επεξήγηση παρέχεται στο κάτω μέρος της σελίδας.

## ES - Español

### 1 PEDIDO DE PIEZAS

Especifique siempre el número de referencia, el nombre y la cantidad de los elementos que necesita, además del tipo y número de serie de la máquina.

### 2 INFORMACIÓN DE LAS COLUMNAS

Ref - Número de referencia: enlaza una pieza concreta de la lista con el solo. Solo se muestran piezas con número de referencia en el plano. Las piezas del plano que no tienen números de referencia solo se muestran para ilustrar el conjunto.

Part number - Designación que se debe utilizar para pedir piezas de repuesto.

Si no se especifica una designación, esto quiere decir que el componente no está disponible como pieza de repuesto.

Las piezas que forman parte de un kit tendrán el número de kit en la línea inferior. Para consultar el contenido completo del kit, consulte el capítulo "1 – Service kits".

Una designación precedida por un punto negro forma parte del conjunto inmediatamente superior.

Remarks: información adicional de la designación inmediatamente superior.

Substituted by: la designación inmediatamente superior se ha sustituido por otra debido a una actualización o revisión.

Qty - Cantidad: indica el número de piezas en relación con el número de referencia correspondiente. "AR" significa "Según necesidad": cantidad o número a determinar.

Name - Nombre de la pieza: las traducciones de los nombres en inglés pueden encontrarse en el documento "Glossary of part names".

Validity - Define el periodo y tipo/versión de las máquinas en las que se puede utilizar la pieza. Puede encontrar una explicación de los códigos utilizados en el patrón de validez en la leyenda de la parte inferior de la página. Un patrón de validez mencionado en el título del capítulo es aplicable a todo el capítulo. Un signo '+' en el patrón debe interpretarse como una 'y' y una coma debe interpretarse como una 'o'. Los paréntesis agrupan los códigos de validez de manera similar a su uso en matemáticas; véase el siguiente ejemplo:

'PRESS:8BAR + (FREQ:50HZ+MOVOL:500V , FREQ:60HZ+MOVOL:575V)' es válido para máquinas con una presión de trabajo de 8 bar, una frecuencia de 50 Hz y un voltaje de alimentación de 500 V o de 8 bar, una frecuencia de 60 Hz y un voltaje de alimentación de 575 V.

EL – Referencia al plano o el componente del interior del armario eléctrico.

R. – Notas: información adicional sobre la pieza; se puede encontrar la explicación en la parte inferior de la página.

---

## ET - Eesti

---

### 1 OSADE TELLIMINE

Täpsustage alati osa number, soovitud ühikute nimi ja kogus, aga ka masina tüüp ja seerianumber.

### 2 TEABE TULP

Ref - Viitenumber: seostab loendis nimetatud konkreetse osa joonisega. Joonisel on näidatud ainult viitenumbriga osad.

Joonisel ilma viitenumbriga esitatud osadel on koostu kuvamisel illustreeriv tähendus.

Part number - Osa number, mida varuosade tellimisel kasutada.

Kui osa numbrit ei ole täpsustatud, ei ole vastav osa varuosana saadaval.

Komplekti kuuluvate osade puhul on alloleval real nimetatud komplekti number. Komplekti tervikliku kirjelduse leiata peatükist „1- Service kits”.

Kui osa numbri ees on must punkt, sisaldub osa ülaltoodud koostus.

Remarks: osa numbri kohal kuvatav lisateave.

Substituted by: ülaltoodud osa number on uuenduse või kontrolli tulemusena asendatud teise osa numbriga.

Qty - Kogus: osutab asjaomase viitenumbriga seotud osade arvule. „AR” tähendab „vastavalt vajadusele”: kogus või arv tuleb kindlaks määrata.

Name - Osa nimi: ingliskeelsete nimede tõlked leiata dokumendist „Glossary of part names”.

Validity - Määratleb ajavahemiku ja masina tüübi/versiooni, mille puhul osa kasutatakse. Kasutusmustris kasutatud koodide selgituse leiata iga lehekülje allosas olevast legendist. Peatüki pealkirjas nimetatud kasutusmuster kohaldub tervele peatükile. Mustris kasutatud plussmärki tuleb tõlgendada sõnana „ja”, komana või sõnana „või”. Sarnaselt ümarsulgude matemaatikas kasutamisele rühmitavad ümarsulud kehtivuskoodide rühmad; vt järgmist näidet:

‘PRESS:8BAR + (FREQ:50HZ+MOVOL:500V , FREQ:60HZ+MOVOL:575V)’ kehtib masinate puhul, mille töö rõhk on 8 bar ja sagedus 50 Hz ja toitepinge 500 V, või siis masinate puhul, mille töö rõhk on 8 bar ja sagedus 60 Hz ja toitepinge 575V.

EL – Viide joonisele või elektrikapis olevale osale.

R. - Märkused: lisateave osa kohta. Selgituse leiata lehekülje allosast.

---

## FI - Suomalainen

---

### 1 OSIEN TILAAMINEN

Määritä aina osanumero, haluttujen tuotteiden nimi ja määrä sekä koneen tyyppi ja sarjanumero.

### 2 SARAKETIEDOT

Ref - Viitenumero: Yhdistää jonkin tietyn luettelossa mainitun osan piirrokseseen. Piirroksessa näkyvät vain ne osat, joilla on viitenumero. Ne osat, joilla ei ole viitenumeroa, ovat piirroksessa vain kokoonpanoa kuvaamassa.

Part number - Osanumero, jota on käytettävä varaosia tilattaessa.

Jos osanumeroa ei ole määritetty, komponentti ei ole saatavana varaosana.

Sarjan mukana tulevilla osilla on sarjanumero, joka on merkitty alla olevalle viivalle. Lue tiedot sarjan täydellisestä sisällöstä luvusta 1 – Service kits.

Osanumero, jota edeltää musta piste, sisältyy edellä olevaan kokoonpanoon.

Remarks: lisätietoja edellä olevaan osanumeroon.

Substituted by: edellä oleva osanumero on korvattu toisella osanumerolla päivityksen tai korjauksen takia.

Qty - Määrä: Osoittaa viitenumeroon liittyvien osien määrän. AR (As required) tarkoittaa määritettävää määrää.

Name - Osan nimi: englanninkielisten nimien käännökset on kerrottu asiakirjassa ”Glossary of part names”.

Validity - Määrittää sen ajanjakson ja koneiden tyyppin tai version, joita osa koskee. Määrittämissä käytetyt koodit on selitetty sivun alalaidan kuvatekstissä. Luvun otsikossa mainittu määrittämissä koskee koko lukua. Kaavassa oleva plusmerkki tarkoittaa ja-sanaa ja pilkku tai-sanaa. Sulkeet ryhmittävät määrittämissä matemaattisten sulkeiden tavalla, esimerkiksi näin:

PRESS:8BAR + (FREQ:50HZ+MOVOL:500V , FREQ:60HZ+MOVOL:575V) koskee koneita, joiden työskentelypaine on 8 baaria, taajuus 50 hertsiä ja verkkojännite 500 voltia tai joiden työskentelypaine on 8 baaria, taajuus 60 hertsiä ja verkkojännite 575 voltia.

EL – Viittaus piirrokseseen tai sähkökotelon sisällä olevaan komponenttiin.

R. – Huomautukset: Lisätietoja osasta. Selitys on sivun alalaidassa.

## FR - Français

### 1 COMMANDER DES PIÈCES

Toujours spécifier le numéro de pièce, la désignation et la quantité des articles souhaités ainsi que le type et le numéro de série de la machine.

### 2 COLONNE INFORMATIONS

Ref - Référence : associe une pièce donnée de la liste au schéma. Seules les pièces avec une référence sont illustrées sur le schéma. Les pièces représentées sur le schéma sans référence servent uniquement à illustrer l'ensemble.

Part number - Numéros de pièce à utiliser lors de la commande de pièces de rechange.

Si aucun numéro de pièce n'est indiqué, le composant n'est pas disponible en tant que pièce de rechange.

Pour les pièces contenues dans un kit, le numéro de kit est mentionné à la ligne ci-dessous. Pour voir le contenu du kit en détail, consulter le chapitre « 1 – Service Kits ».

Un numéro de pièce précédé d'un point noir est compris dans l'ensemble ci-dessus.

Remarks : informations supplémentaires sur le numéro de pièce ci-dessus.

Substituted by : le numéro de pièce ci-dessus a été remplacé par un autre numéro de pièce suite à une mise à jour ou une révision.

Qty - Quantité : indique le nombre de pièces en fonction du numéro de pièce correspondant. « AR » signifie « As required » (autant que nécessaire) : quantité ou nombre à définir.

Name - Désignation de la pièce : les traductions des désignations anglaises sont disponibles dans le document « Glossary of part names ».

Validity - Définit le délai et le type/version de machines pour lesquels les pièces sont valides. Pour plus de détails sur les codes utilisés dans le modèle de validité, voir la légende en bas de page. Un modèle de validité mentionné dans le titre du chapitre s'applique à l'ensemble du chapitre. Le signe plus utilisé dans le modèle se comprend comme un « et », une virgule comme un « ou ». Les parenthèses regroupent les codes de validité, comme en mathématiques, voir l'exemple suivant :

« PRESS:8BAR + (FREQ:50HZ+MOVOL:500V , FREQ:60HZ+MOVOL:575V) » est valide pour des machines avec une pression de service de 8 bar et une fréquence de 50 Hz et une tension d'alimentation de 500 V ou une pression de service de 8 bar et une fréquence de 60 Hz et une tension d'alimentation de 575 V.

EL – Référence sur le schéma ou le composant à l'intérieur de l'armoire électrique.

R. – Remarque : informations supplémentaires sur la pièce. Pour plus de détails, voir le bas de page.

## HU - Magyar

### 1 ALKATRÉSZRENDELÉS

Mindig adja meg a cikkszámot, a kért elemek nevét és mennyiségét, valamint a típust és a gyári számot.

### 2 A TÁBLÁZAT OSZLOPAI

Ref - Hivatkozási szám: a felsorolt alkatrészt a megfelelő ábrához társítja. A rajzon csak hivatkozási számmal ellátott alkatrészek láthatók. Az ábrán a hivatkozási számmal nem rendelkező alkatrészek csak az összeszerelés módját illusztrálják.

Part number - A pótalkatrészek rendelésénél használandó cikkszám.

Ha nincs megadva cikkszám, az adott alkatrész nem kapható pótalkatrészként.

Azokra az alkatrészekre, amelyek egy készlet részeként kaphatók, a készlet cikkszámára vonatkozik, amely az alsó sorban szerepel. A készlet teljes tartalmát lásd: „1 – Service Kits” című fejezet.

Ha egy cikkszámot pont előz meg, az illető alkatrész a közvetlenül felette lévő sorban szereplő egység részét képezi.

Remarks: További információk a közvetlenül felette lévő sorban szereplő cikkszámra vonatkozóan.

Substituted by: A közvetlenül felette lévő sorban szereplő cikkszámot frissítés vagy új változat következtében új cikkszám váltotta fel.

Qty - Mennyiség: az adott hivatkozási számhoz kapcsolódó alkatrészek számát jelöli. Az „AR” jelentése „As required” (igény szerint): itt megadhatja a mennyiséget vagy a számot.

Name - Az alkatrész neve: az angol nyelvű elnevezések fordítása az „Glossary of part names” c. dokumentumban található.

Validity - Azt az időkeretet, továbbá azokat a géptípusokat/-verziókat adja meg, amelyekhez az alkatrész használható. Az érvényességi formulában használt kódok magyarázata a lap alján olvasható. A fejezetcímbeben szereplő érvényességi formula az egész fejezetre érvényes. A formulában szereplő plusz (+) jel jelentése: „és”, a vessző (,) jelentése: „vagy”. A zárójelek a matematikában használt zárójelekhez hasonlóan csoportosítják az érvényességi kódokat; lásd a következő példát:

A „PRESS:8BAR + (FREQ:50HZ+MOVOL:500V , FREQ:60HZ+MOVOL:575V)” 8 bar üzemi nyomású, 50 Hz frekvenciájú és 500 V tápfeszültségű, vagy 8 bar üzemi nyomású, 60 Hz frekvenciájú és 575 V tápfeszültségű berendezéseket jelöl.

EL – Hivatkozás az elektromos szekrényen belüli ábrára vagy alkatrésze.

R. – Megjegyzések: Az alkatrésszel kapcsolatos további információk. A magyarázat a lap alján található.

## IT - Italiano

### 1 ORDINE DEI RICAMBI

Specificare sempre il numero categorico, il nome e la quantità degli articoli richiesti, oltre al tipo e al numero di serie della macchina.

### 2 COLONNA DELLE INFORMAZIONI

Ref - Numero di riferimento: associa un ricambio specifico dalla lista all'illustrazione. Nell'illustrazione sono mostrati solo ricambi dotati di numero di riferimento. I ricambi presenti nell'illustrazione privi di numero di riferimento sono riportati semplicemente per illustrare il montaggio.

Part number - Numero categorico da utilizzare per l'ordine di parti di ricambio.

Quando non è specificato alcun numero categorico, il componente non è disponibile come parte di ricambio.

I ricambi contenuti in un kit avranno il numero di kit riportato nella riga sottostante. Per il contenuto completo del kit vedere il capitolo "1 – Service kits".

Un numero categorico preceduto da un punto nero fa parte del gruppo immediatamente precedente.

Remarks: le informazioni aggiuntive relative al numero categorico sono riportate in alto.

Substituted by: il numero categorico immediatamente precedente è stato sostituito da un altro numero categorico a causa di un aggiornamento o di una revisione.

Qty - Quantità: indica il numero di ricambi corrispondenti al numero di riferimento. "AR" significa "As required" (Secondo necessità): quantità o numero da definire.

Name - Nome parte: la traduzione dei termini dall'inglese è reperibile nel documento "Glossary of part names".

Validity - Definisce i tempi e il tipo/versione di macchine per le quali il ricambio è valido. La legenda in fondo alla pagina riporta una spiegazione dei codici utilizzati nello schema di validità. Uno schema di validità menzionato nel titolo del capitolo si applica all'intero capitolo. Un segno più nello schema deve essere interpretato come "e", una virgola come "o". Tra le parentesi sono raggruppati i codici di validità, al pari delle parentesi matematiche, vedere il seguente esempio:

"PRESS:8BAR + (FREQ:50HZ+MOVOL:500V , FREQ:60HZ+MOVOL:575V)" è valido per le macchine con pressione di esercizio di 8 bar e 50Hz di frequenza e una tensione di alimentazione di 500 V, o con pressione di esercizio di 8 bar, frequenza di 60Hz e tensione di alimentazione di 575 V.

EL - Riferimento all'illustrazione o al componente all'interno dell'armadio elettrico.

R. - Note: informazioni aggiuntive sulla spiegazione dei ricambi sono reperibili in fondo alla pagina.

## JA - 日本の

### 1 部品の注文

部品番号、注文するアイテムの名称および数量、機器のタイプおよびシリアル番号を必ず指定してください。サービスマーク“ ”のついたページにはサービスキットの部品が記載されています。キットの内容物については、第1章「サービスキット」を参照してください。

### 2 各列の説明

Ref. - 参照番号：リストの部品が図のどこにあるかを示します。参照番号がある部品のみが図に示されています。参照番号がない部品はアセンブリを表現するため便宜上表記されています。

Part number - 部品番号：部品番号が示されていない部品は、スペア部品としては提供されていません。太字の行はアセンブリを示します。番号の後に黒い点が付いている部品は、すぐ上にある太字のアセンブリを構成しています。

"<<< >>>"は、“Name”と同じタイトルの別のリストを示します。

“Ref.”または“Name”行の下に、特定の部品の部品番号が記載されている場合は、機器のタイプ/バージョンに応じて部品を選択してください。

Qty - 数量：参照番号に対応する部品の数量を示します。„AR”は「必要に応じて」を意味し、必要に応じて数量または番号を指定します。

Name - 部品名：英語に対応する各言語の名称は「Glossary of part names」（部品名称対応表）に記載されています。

Remarks - 部品に関する追加情報です。

一連の文字列は特定の部品が指定認定団体によって承認されていることを示し、リストのコードまたは規定に準拠しています。

測定値はミリメートル単位で示されています。

## LT - Lietuvos

### 1 DALIŲ UŽSAKYMAS

Visada nurodykite pageidaujamos prekės dalies numerį, pavadinimą ir kiekį. Taip pat nurodykite įrenginio tipą ir serijos numerį.

### 2 INFORMACIJA STULPELIUOSE

Ref - Nuorodos numeris: susieja konkrečią dalį iš sąrašo su brėžiniu. Brėžinyje rodomos tik nuorodos numerį turinčios dalys.

Brėžinyje parodytos dalys be nuorodos numerio yra tiesiog įrenginio iliustracija.

Part number - Dalies numeris, naudojamas užsakant atsargines dalis.

Jei dalies numeris nenurodytas, komponentas negalimas kaip atsarginė dalis.

Rinkinyje esančios dalys turi rinkinio numerį, minimą apatinėje eilutė. Visą rinkinio turinį gali pamatyti skyriuje „1 – Service kits“.

Jei prieš dalies numerį yra juodas taškas, jis yra viršuje pateiktame įrenginyje.

Remarks: papildoma dalies numerio informacija pateikta dešinėje pusėje viršuje.

Substituted by: dešinėje viršuje nurodytas dalies numeris buvo pakeistas kitu dalies numerio, nes vyko atnaujinimas arba revizija.

Qty - Kiekis: pateikiamas dalių, kurioms priskiriamas atitinkamas nuorodos numeris, skaičius. „AR“ reiškia „Priklausomai nuo poreikio“: kiekis arba skaičius bus nustatytas to prireikus.

Name - Dalies pavadinimas: anglų kalba pateiktų pavadinimų vertimus rasite dokumente „Glossary of part names“.

Validity - Apibūdinamas laikotarpis ir įrenginio tipas / versija, kurioms dalis tinka. Tinkamumo šablone naudojami kodai paaiškinti puslapio apačioje esančioje legendoje. Tinkamumo šablono skyriaus pavadinimas taikomas visam skyriui. Pliuso ženklas šablone reiškia „ir“, o kablelis – „arba“. Skliaustais grupuojami tinkamumo kodai (kaip ir matematiniai veiksmai), žr. pavyzdį: „PRESS:8BAR + (FREQ:50HZ+MOVOL:500V , FREQ:60HZ+MOVOL:575V)“ tinka įrenginiams, kurių darbinis slėgis yra 8 barai, dažnis yra 50 Hz, o maitinimo įtampa yra 500 V, arba darbinis slėgis yra 8 barai, dažnis yra 60 Hz, o maitinimo įtampa yra 575 V.

EL – Nuoroda į brėžinį arba komponentą elektros modulio viduje.

R. – Pastabos: papildoma informacija apie dalį. Paaiškinimus galite rasti puslapio apačioje.

## LV - Latvijas

### 1. DETAĻU PASŪTĪŠANA

Vienmēr norādīet detaļas numuru, nosaukumu un vajadzīgo daudzumu, kā arī iekārtas tipu un sērijas numuru.

### 2. KOLONNAS INFORMĀCIJA

Ref – Atsauces numurs: saista konkrētu sarakstā esošo detaļu ar rasējumu. Rasējumā tiek parādītas tikai detaļas ar atsauces numuru. Detaļas rasējumā bez atsauces numura paredzētas vienīgi tam, lai attēlotu attiecīgo mezglu.

Part number – Detaļas numurs, kas jāizmanto, pasūtot rezerves daļas.

Ja detaļas numurs nav norādīts, attiecīgais komponents nav pieejams kā rezerves daļa.

Komplektā iekļautām detaļām nākamajā rindā būs norādīts komplekta numurs. Komplekta pilnīgs saturs aprakstīts nodaļā “1 – Service kits”.

Ja pirms detaļas numura ir melns punkts, tā ir iekļauta iepriekš attēlotajā mezglā.

Remarks: papildinformācija par iepriekšējo detaļas numuru.

Substituted by: iepriekšējais detaļas numurs ir aizstāts ar citu detaļas numuru atjaunināšanas vai pārskatīšanas dēļ.

Qty – Daudzums: apzīmē detaļu skaitu attiecīgajam atsauces numuram. “AR” nozīmē “pēc nepieciešamības”: jānosaka daudzums vai numurs.

Name – Detaļas nosaukums: angļu valodas nosaukumu tulkojumi ir atrodami dokumentā “Glossary of part names”.

Validity – Nosaka iekārtu derīguma periodu un tipu/versiju. Derīguma norādē iekļauto kodu skaidrojums ir norādīts eksplikācijā lappuses apakšdaļā. Nodaļas virsrakstā minētā derīguma norāde attiecas uz visu nodaļu. Pluszīme norādē jāinterpretē kā “un”, bet komats kā “vai”. Iekavas grupē derīguma kodus līdzīgi kā iekavas matemātikā, piemēram:

“PRESS:8BAR + (FREQ:50HZ+MOVOL:500V , FREQ:60HZ+MOVOL:575V)” ir derīgs iekārtām ar 8 bāru darba spiedienu, 50 Hz frekvenci un 500 V barošanas spriegumu vai iekārtām ar 8 bāru darba spiedienu, 60 Hz frekvenci un 575 V barošanas spriegumu.

EL – Atsauce uz rasējumu vai elektrosadales skapja komponentu.

R. – Piezīmes: papildinformācija par detaļu. Skaidrojums atrodams lappuses apakšdaļā.

---

## NL - Nederlands

---

### 1 BESTELLEN VAN ONDERDELEN

Vermeld altijd het onderdeelnummer, de benaming en de hoeveelheid van de gewenste onderdelen, alsmede het type en het serienummer van de machine.

### 2 KOLOMINFORMATIE

Ref. - Referentienummer: koppelt een specifiek onderdeel in de lijst aan de desbetreffende tekening. Alleen onderdelen met een referentienummer zijn in de tekening afgebeeld. Onderdelen zonder referentienummer die op de tekening voorkomen, worden slechts getoond om het geheel te illustreren.

Part number - Onderdeelnummer dat wordt gebruikt voor het bestellen van reserveonderdelen.

Indien geen onderdeelnummer is aangegeven, is de betreffende component niet als reserveonderdeel verkrijgbaar.

Van onderdelen uit een kit wordt het kitnummer op de regel eronder vermeld. Voor de volledige inhoud van de kit, zie paragraaf "1 - Service kits".

Een onderdeel waarvan het nummer gevolgd wordt door een zwart rondje, maakt deel uit van het vet afgedrukte samenstel direct erboven.

Remarks: aanvullende informatie voor het onderdeelnummer direct erboven.

Substituted by: het nummer direct erboven is vervangen door een ander onderdeelnummer als gevolg van een update of herziening.

Qty - Hoeveelheid: geeft het aantal onderdelen aan met betrekking tot met het overeenkomstige referentienummer. "AR" betekent "As required": de hoeveelheid of het aantal moet nader worden bepaald.

Name - Naam van het onderdeel: vertalingen van de Engelse benamingen zijn te vinden in het document "Glossary of part names".

Validity - Bepaalt het tijdsframe en type/versie van de machines waarvoor het onderdeel geldig is. Verklaring van de codes die in het geldigheidspatroon zijn gebruikt, vindt u in de legenda onder aan de pagina. Een geldigheidspatroon vermeld in de titel van het hoofdstuk is van toepassing op het hele hoofdstuk. Een plusteken in het patroon staat voor 'en' en een komma voor 'of'. Haakjes groeperen de geldigheidscodes, vergelijkbaar met die in de wiskunde, zie het volgende voorbeeld:

"PRESS:8 BAR + (FREQ:50HZ+MOVOL:500V, FREQ:60HZ+MOVOL:575V)" is geldig voor machines met een werkdruk van 8 bar, 50Hz-frequentie en 500V-voedingsspanning of een werkdruk van 8 bar, 60Hz-frequentie en 575V-voedingsspanning.

EL - Referentie van de tekening of het onderdeel in de elektrische aansluitkast.

R. - Opmerkingen: extra informatie over het onderdeel. Uitleg vindt u onder aan de pagina.

---

## NO - Norsk

---

### 1 BESTILLE DELER

Spesifiser alltid delenummeret, navnet og antallet til den nødvendige artikkelen, samt typen og serienummeret til maskinen.

### 2 KOLONNEINFORMASJON

Ref - Referansenummer: knytter en spesifikk del fra listen til tegningen. Kun delene med et referansenummer vises i tegningen.

Delene i tegningen som vises uten et referansenummer, er kun tatt med for å illustrere monteringen.

Part number - Delenummer skal brukes ved bestilling av reservedeler.

Når det er ikke er spesifisert et delenummer, er ikke komponenten tilgjengelig som en reservedel.

Deler som inngår i et sett, har settnummeret nevnt på linjen nedenfor. Du finner fullstendig oversikt over innholdet i settet i kapittel 1 - Service kits.

Et delenummer med en svart prikk foran er en del av settet rett ovenfor.

Remarks: ytterligere informasjon om delenummeret rett ovenfor.

Substituted by: Delenummeret rett ovenfor har blitt erstattet av et annet delenummeret på grunn av en oppdatering eller revisjon.

Qty - Antall: angir antall deler av det tilhørende referansenummeret. AR betyr Etter behov: Antallet er ikke bestemt.

Name - Delenavn: Du finner oversettelser av de engelske navnene i dokumentet «Glossary of part names».

Validity - Definerer tidsrommet og maskintypen/-versjonen som delen er gyldig for. Du finner en oversikt over kodene som brukes i gyldighetsmønsteret, i forklaringen nederst på siden. Et gyldighetsmønster som nevnes i kapiteltittelen, gjelder for hele kapitlet. Et pluss-tegn i mønsteret skal tolkes som "og", mens et komma skal tolkes som "eller". Parenteser deler inn gyldighetskodene, omtrent på samme måte som matematiske parenteser. Se følgende eksempel:

"PRESS:8BAR + (FREQ:50HZ+MOVOL:500V, FREQ:60HZ+MOVOL:575V)" er gyldig for maskiner med arbeidstrykk på 8 bar, frekvens på 50 Hz og forsyningsspenning på 500 V; eller arbeidstrykk på 8 bar, frekvens på 60 Hz og forsyningsspenning på 575V.

EL - Referanse til tegningen eller komponentene inne i koplingskapet.

R. - Kommentarer: Ekstra informasjon om delen. Du finner en forklaring nederst på siden.

---

**PL - Polski**

---

**1 ZAMAWIANIE CZĘŚCI**

Podczas zamawiania produktów należy zawsze podawać następujące informacje: numer części, nazwę i liczbę produktów, a także typ i numer seryjny urządzenia.

**2 OBJAŚNIENIE NAZW KOLUMN**

Ref. — numer referencyjny: informuje, na którym rysunku można znaleźć konkretną część z listy. Na rysunku zamieszczone są wyłącznie części opatrzone numerem referencyjnym. Części bez przypisanego numeru referencyjnego zostały zamieszczone na rysunku wyłącznie w celu prawidłowego zilustrowania montażu.

Part number — numer części stosowany podczas zamawiania części zamiennych.

W przypadku braku numeru części danej pozycji nie można zamówić jako części zamiennej.

Jeśli dana część jest elementem zestawu, w kolejnym wierszu znajduje się numer zestawu. Informacje na temat pełnej zawartości zestawu można znaleźć w rozdziale „1 – Service kits”.

Jeśli numer części poprzedza czarna kropka, dana część jest elementem zestawu opisanego powyżej.

Remarks: dodatkowe informacje na temat numeru części zamieszczonego powyżej.

Substituted by: numer części zamieszczony powyżej został zastąpiony innym numerem części na skutek modernizacji lub aktualizacji.

Qty — ilość: oznacza liczbę części w odniesieniu do danego numeru referencyjnego. Symbol „AR” oznacza „zależnie od wymagań”: liczba lub numer do ustalenia.

Name — nazwa części: tłumaczenia nazw angielskich znajdują się w dokumencie „Glossary of part names”.

Validity — wskazuje ramy czasowe oraz typ/wersję urządzenia, do którego przeznaczona jest część. Kody wykorzystywane we wzorze przydatności zostały objaśnione w legendzie u dołu strony. Wzór przydatności wspomniany w tytule rozdziału dotyczy całego rozdziału. Znak dodawania we wzorze należy interpretować jako słowo „i”, natomiast przecinek — jako słowo „lub”.

Nawiasy pełnią tu funkcję podobną do nawiasów w matematyce — grupują kody przydatności — jak w poniższym przykładzie: kod „PRESS:8BAR + (FREQ:50HZ+MOVOL:500V , FREQ:60HZ+MOVOL:575V)” dotyczy maszyn o ciśnieniu roboczym 8 bar, częstotliwości 50 Hz i napięciu zasilania 500 V lub o ciśnieniu roboczym 8 bar, częstotliwości 60 Hz i napięciu zasilania 575 V.

EL — odnośnik do rysunku lub podzespołu wewnątrz szafki rozdzielczej.

R. — uwagi: dodatkowe informacje na temat części. Wyjaśnienie znajduje się u dołu strony.

---

**PT - Português**

---

**1 ENCOMENDA DE PEÇAS**

Especifique sempre a referência da peça, o nome e a quantidade de itens pretendidos, bem como o tipo e o número de série da máquina.

**2 INFORMAÇÕES DAS COLUNAS**

Ref - Número de referência: associa uma peça específica da lista ao desenho. Neste último, são apresentadas apenas as peças com um número de referência. As peças apresentadas no desenho sem um número de referência destinam-se simplesmente a ilustrar o processo de montagem.

Part number - Referência da peça a utilizar no caso de encomenda de peças sobresselentes.

Se não for especificada uma referência da peça, significa que o componente não se encontra disponível como uma peça sobresselente.

As peças incluídas num kit terão o número do kit mencionado na linha abaixo. Para obter informações sobre o conteúdo completo do kit, consulte o capítulo "1 – Service kits".

Uma referência da peça precedida de um ponto preto está incluída no processo de montagem imediatamente acima mencionado.

Remarks: encontra informações adicionais sobre a referência da peça imediatamente acima.

Substituted by: a referência da peça imediatamente acima foi substituída por outra referência devido a uma actualização ou revisão.

Qty - Quantidade: indica o número de peças em relação ao número de referência correspondente. "AR" (As required) significa "Como exigido": quantidade ou número a determinar.

Name - Nome da peça: encontra as traduções dos nomes em inglês no documento "Glossary of part names".

Validity - Define o período de tempo e o tipo/versão de máquinas para que a peça é válida. Encontra a explicação sobre os códigos utilizados no padrão de validade na legenda situada no final da página. Um padrão de validade mencionado no título do capítulo aplica-se a todo o capítulo. Um sinal de adição no padrão deve ser interpretado como "e", ao passo que uma vírgula deve ser interpretada como "ou". Os parênteses agrupam os códigos de validade, da mesma forma que os parênteses utilizados em operações matemáticas; veja o seguinte exemplo:

"PRESS:8BAR + (FREQ:50HZ+MOVOL:500V , FREQ:60HZ+MOVOL:575V)" é válido para máquinas com uma pressão de trabalho de 8 bar, uma frequência de 50 Hz e uma tensão de alimentação de 500 V ou uma pressão de trabalho de 8 bar, uma frequência de 60 Hz e uma tensão de alimentação de 575 V.

EL – Referência ao desenho ou ao componente dentro do compartimento eléctrico.

R. – Observações: informações adicionais sobre a peça. Encontra a explicação no final da página.



## RO - român

### 1 COMANDAREA PIESELOR

Indicați întotdeauna numărul de catalog, numele și cantitatea articolelor solicitate, precum și tipul și numărul de serie al mașinii.

### 2 INFORMAȚIILE DIN COLOANE

Ref. - Numărul de referință: face legătura între o piesă din listă și una din schemă. Numai piesele care au un număr de referință apar în schemă. Piesele din schemă care nu au un număr de referință sunt incluse doar pentru a clarifica modul de asamblare.

Part number - Numărul de catalog este utilizat pentru comandarea pieselor de schimb.

Atunci când nu este specificat un număr de catalog, componenta nu este disponibilă ca piesă de schimb.

Pentru piesele incluse în kituri, numărul kitului este menționat pe rândul următor. Pentru conținutul complet al kitului, consultați capitolul „1 – Service kits”.

Un număr de catalog precedat de un punct negru este inclus în ansamblul aflat chiar deasupra acestuia.

Remarks: Informații suplimentare privind numărul de catalog de mai sus.

Substituted by: Numărul de catalog de mai sus a fost înlocuit de un alt număr de catalog din cauza unei actualizări sau a unei revizuirii.

Qty - Cantitate: indică numărul de piese care au numărul de referință corespunzător. „AR” este abrevierea pentru „As required”: cantitatea și numărul vor fi determinate conform necesităților.

Name - Numele piesei: traducerea numelor din engleză se află în documentul „Glossary of part names”.

Validity - Definiște perioada de valabilitate și tipul/versiunea utilajelor cu care piesa este compatibilă. Clarificarea codurilor utilizate în modelul de valabilitate poate fi găsită în legenda din partea de jos a paginii. Un model de valabilitate menționat în titlul unui capitol se aplică întregului capitol. Un semn plus care apare într-un model va fi interpretat drept „și”, virgulă ori „sau”. Codurile de valabilitate sunt grupate cu ajutorul unor paranteze având o funcție similară parantezelor matematice, a se vedea exemplul de mai jos:

„PRESS:8BAR + (FREQ:50HZ+MOVOL:500V , FREQ:60HZ+MOVOL:575V)” indică valabilitatea pentru utilajele cu presiune de lucru de 8 bari, frecvență de 50 Hz și tensiune de alimentare de 500 V sau presiune de lucru de 8 bari, frecvență de 60 Hz și tensiune de alimentare de 575 V.

EL – Referire la schemă sau la componenta din cofretul electric.

R. – Observații: informații suplimentare privind piesa. Explicațiile pot fi găsite în partea de jos a paginii.

## RU - русский

### 1 ЗАКАЗ ДЕТАЛЕЙ

Всегда указывайте номер по каталогу, наименование и количество требуемых позиций, а также тип и серийный номер машины.

### 2 ИНФОРМАЦИЯ

Ref - Ссылочный номер: соотносит деталь из списка со схемой. На схеме показаны только детали со ссылочным номером. Детали без ссылочного номера приведены на схемах только для демонстрации всего узла в сборе.

Part number - Номер детали, указываемый при заказе запасных частей.

Если номер детали не указан, то компонент недоступен в качестве отдельной запасной части.

Для деталей, входящих в состав комплекта, будут приведены номера этих комплектов, упомянутых строчкой ниже.

Чтобы узнать полный состав комплекта см. раздел “1 – Service kits”.

Деталь, перед номером которой стоит черная точка, входит в состав изображенного выше узла.

Remarks: дополнительная информация о номере приведенной выше детали.

Substituted by: номер изображенной выше детали был заменен другим номером по причине обновления или переработки.

Qty - Количество: указывает количество деталей относительно соответствующего ссылочного номера. „AR” значит „As required”: количество или номер будут определены.

Name - Наименование детали: перевод англоязычных наименований можно найти в документе “Glossary of part names” (Словарь наименований деталей).

Validity - Определяет временные рамки и тип/версию машины, в которой используется деталь. Пояснение кодов, используемых в данной графе, можно найти в списке обозначений внизу страницы. Информация о совместимости, упомянутая в данной главе, актуальна для всей главы. Знак плюса в примечании о совместимости следует принимать за ‘и’, запятые — за ‘или’. Скобки группируют коды совместимости по принципу, схожему с математическим. См. пример: ‘PRESS:8BAR + (FREQ:50HZ+MOVOL:500V , FREQ:60HZ+MOVOL:575V)’ применима в машинах с рабочим давлением 8 бар, частотой 50 Гц и напряжением источника питания 500 В или рабочим давлением 8 бар, частотой 60 Гц и напряжением источника питания 575 В.

EL – Ссылка на схему или компонент электрического шкафа.

R. – Примечания: дополнительная информация о детали. Пояснения приведены внизу страницы.

## SK - slovenský

### 1 OBJEDNÁVANIE DIELOV

Vždy uveďte číslo dielu, názov a množstvo požadovaných položiek, ako aj typ a výrobné číslo zariadenia.

### 2 INFORMÁCIE V STĽPCOCH

Ref – Referenčné číslo: spája konkrétny diel v zozname s nákresom. Na nákrese sú zobrazené len diely s referenčným číslom. Diely v nákrese bez referenčného čísla slúžia len na znázornenie zostavy.

Part number – Číslo dielu, ktoré treba použiť pri objednávaní náhradných dielov.

Ak nie je uvedené žiadne číslo dielu, daný komponent nie je k dispozícii ako náhradný diel.

Diely, ktoré sú súčasťou súpravy, majú v riadku nižšie uvedené číslo súpravy. Zoznam všetkých dielov v súprave nájdete v kapitole „1 – Service kits“.

Číslo dielu, pred ktorým sa nachádza čierna bodka, je súčasťou zostavy uvedenej nad ním.

Remarks: Ďalšie informácie o čísle dielu vyššie.

Substituted by: Číslo dielu uvedené vyššie bolo nahradené iným dielom kvôli inovácii alebo revízii.

Qty – Množstvo: Indikuje počet dielov v súvislosti s príslušným referenčným číslom. „AR“ znamená „As required“: množstvo alebo počet sa musí určiť.

Name – Názov dielu: Preklady anglických názvov nájdete v dokumente „Glossary of part names“ (Slovník názvov dielov).

Validity – Definuje časový rámec a typ/verziu zariadení, pre ktoré možno daný diel použiť. Informácie o význame kódov použitých v reťazci označujúcom platnosť nájdete v legende v spodnej časti strany. Reťazec označujúci platnosť uvedený v názve kapitoly sa vzťahuje na celú kapitolu. Znamienko plus v tomto reťazci znamená „a“ a čiarka znamená „alebo“. Zátvorky slúžia na zoskupenie kódov označujúcich platnosť podobne ako v matematických vzorcoch. Pozrite si nasledujúci príklad: „PRESS:8BAR + (FREQ:50HZ+MOVOL:500V , FREQ:60HZ+MOVOL:575V)“ – platí pre zariadenia s pracovným tlakom 8 barov, frekvenciou 50 Hz a napájacím napätím 500 V alebo pracovným tlakom 8 barov, frekvenciou 60 Hz a napájacím napätím 575 V.

EL – Odkaz na nákres komponentu v elektrickej skrini.

R. – Poznámky: Ďalšie informácie o danom diele. Vysvetlenie nájdete v spodnej časti stránky.

## SL - slovenščina

### 1 NAROČANJE DELOV

Vedno navedite številko dela, ime in količino zahtevanih predmetov ter tip in serijsko številko stroja.

### 2 INFORMACIJE O STOLPCU

Ref - Referenčna številka: povezuje določen navedeni del z risbo. Na risbi so prikazani samo deli z referenčno številko. Deli na risbi, ki nimajo referenčne številke, so namenjeni samo prikazu sklopa.

Part number - Številko dela uporabite pri naročanju nadomestnih delov.

- Če številka dela ni navedena, komponenta ni na voljo kot nadomestni del.

Za dele, ki so del kompleta, bo v spodnji vrstici navedena tudi številka kompleta. Celotno vsebino kompleta si oglejte v poglavju "1 – Service kits".

Številka dela, pred katero je črna pika, spada v sklop tik zgoraj.

Remarks: dodatne informacije o številki dela tik zgoraj.

Substituted by: številka dela tik zgoraj je zamenjana z drugo številko dela, zaradi posodobitve ali revizije.

Qty Količina: določa število delov v povezavi z ustrežno referenčno številko. Kratica "AR" pomeni "As required" (kot je zahtevano): količina ali število za določitev.

Name - Ime dela: prevodi angleških imen se nahajajo v dokumentu "Glossary of part names".

Validity - Določa časovni razpon in tip/različico stroja, ki veljata za del. Razlago kod, ki se uporabljajo v vzorcu veljavnosti, najdete v legendi na dnu strani. Vzorec veljavnosti, ki je naveden v naslovu poglavja, velja za celotno poglavje. Znak plus v vzorcu lahko pomeni besedo "in", vejico ali besedo "ali". Oklepaji združujejo kode veljavnosti, podobno kot oklepaji pri matematiki; glejte spodnji primer:

"PRESS:8BAR + (FREQ:50HZ+MOVOL:500V , FREQ:60HZ+MOVOL:575V)" velja za stroje z delovnim tlakom 8 barov in frekvenco 50 Hz ter napajalno napetostjo 500 V, ali z delovnim tlakom 8 barov, frekvenco 60 Hz in napajalno napetostjo 575 V.

EL – Referenca za risbo ali komponenta znotraj električne omarice.

R. – Opombe: dodatne informacije o delu. Razlago lahko najdete na dnu strani.

## SV - Svenska

### 1 BESTÄLLA DELAR

Ange alltid reservdelsnummer, namn och antal delar som önskas, samt typbeteckning och tillverkningsnummer på maskinen.

### 2 SPALTINFORMATION

Ref. – Referensnummer: kopplar ihop en viss reservdel i förteckningen med ritningen. Endast reservdelar med referensnummer visas i ritningen. Reservdelar som saknar referensnummer i ritningen finns med för att illustrera själva monteringen.

Part number – Reservdelsnummer som används vid beställning av reservdelar.

Om reservdelsnummer saknas finns komponenten inte som reservdel.

Delar som tillhör en sats har satsnumret angivet på raden nedanför. Se kapitel "1 – Service kits" för satsens kompletta innehåll.

Ett reservdelsnummer som föregås av en svart punkt finns med i enheten direkt ovanför.

Remarks: Ytterligare information om reservdelsnumret direkt ovanför.

Substituted by: Reservdelsnumret direkt ovanför har ersatts med ett annat reservdelsnummer på grund av en uppdatering eller revision.

Qty – Antal: Anger hur många delar som är kopplade till motsvarande referensnummer. "AR" betyder "As required" (som erfordras): Antal eller nummer bestäms senare.

Name - Reservdelsbeteckningar: Översättningar av de engelska beteckningarna återfinns i dokumentet "Glossary of part names" (Ordlista med reservdelsbeteckningar).

Validity – Definierar tidsramen och typ/version av maskin som reservdelen passar för. En förklaring av koderna som används i giltighetsmönstret finns i symbolförklaringen längst ner på sidan. Ett giltighetsmönster som nämns i ett kapitel gäller för hela kapitlet. Ett plustecken i mönstret ska tolkas som "och" och ett komma som "eller". Parenteser grupperar giltighetskoderna i likhet med parenteser inom matematiken. Se följande exempel:

"PRESS:8BAR + (FREQ:50HZ+MOVOL:500V , FREQ:60HZ+MOVOL:575V)" gäller maskiner med 8 bar arbetstryck, 50 Hz frekvens och 500 V matningsspänning, eller 8 bar arbetstryck, 60 Hz frekvens och 575 V matningsspänning.

EL – Referens till ritningen eller komponenten inuti elskåpet.

R. – Anmärkningar: Extra information om reservdelen. En förklaring finns längst ner på sidan.

## TR - Türk

### 1 PARÇA SİPARİŞİ

Her zaman gereken parçaların parça numarası, adı ve miktarının yanı sıra makinenin tipini ve seri numarasını da belirtin.

### 2 SÜTUN BİLGİLERİ

Ref - Referans numarası: Listenin belirli bir bölümünü çizime bağlar. Yalnızca referans numarası olan parçalar çizimde gösterilir. Çizimde referans numarası olmayan parçalar yalnızca mekanizmanın tamamını göstermek için konulmuştur.

Part number - Yedek parça siparişi verirken kullanılacak parça numarası.

Parça numarası belirtilmediğinde, bu bileşen bir yedek parça olarak bulunmaz.

Bir kite dahil olan parçalar, alttaki satırda bulunan kit numarasına sahiptir. Kitin tüm içeriğini görmek için bkz. bölüm "1 – Service kits".

Önünde siyah nokta olan parça numaraları, hemen yukarıdaki mekanizmada bulunur.

Remarks: Hemen yukarıdaki parça numarası ile ilgili ek bilgiler.

Substituted by: Bir güncelleme veya revizyon nedeniyle hemen yukarıdaki parça numarası yerine başka bir parça numarası gelmiştir.

Qty - Miktar: İlgili referans numarasıyla ilgili parça sayısını gösterir. "AR" kısaltması "As required" (miktarı veya sayısı belirlenecek) anlamına gelir.

Name - Parça adı: İngilizce adların tercümelemeleri "Glossary of part names"(Parça adları sözlüğü) adlı belgede bulunabilir.

Validity - Parçanın geçerli olduğu zaman aralığını ve makine tiplerini/modellerini belirler. Geçerlilik düzeninde kullanılan kodların açıklamaları sayfanın alt kısmında bulunabilir. Bölüm başlığında bahsedilen bir geçerlilik düzeni, tüm bölüm için geçerlidir.

Düzende bir artı işareti olması "ve", virgül işareti olması "veya" olarak anlaşılabilir. Geçerlilik kodları, matematikte kullanılan parantezlere benzer şekilde, parantezler ile gruplara ayrılır. Aşağıdaki örneğe bakabilirsiniz:

"PRESS:8BAR + (FREQ:50HZ+MOVOL:500V , FREQ:60HZ+MOVOL:575V)" düzeni 8 bar çalışma basıncı olan, 50 Hz frekanslı, 500 V besleme gerilimli makineler veya 8 bar çalışma basıncı, 60 Hz frekanslı ve 575 V besleme gerilimli makineler için geçerlidir.

EL – Elektrik panosu içindeki çizim veya parçaya referans anlamına gelir.

R. – Notlar: Parça hakkında ek bilgiler. Açıklamalar sayfanın alt kısmında bulunabilir.

## ZH - 中国的

### 1订购零件

一定要注明零件号码、所需物品的名称和数量，以及型号和机器的序列号。

### 2列信息

Ref-参考号码：将列表中的特定部件链接到图纸上。只有具有参考号码的部件才能如图所示。图纸中没有参考编号的部件只是简单地用于说明组装件。

Part number-订购备件时使用的零件号码。

当没有指定零件号码时，该零件不能作为备用零件使用。

组件包中包含的零件，将在该零件下面一行中提及组件包的编号。组件包的完整内容

请看第一章“1 -Service kits”。

前面有一个黑点的零件号包含在上面的组件中。

Remarks (备注)：零件号码的额外信息显示在右上。

Substituted by (取代)：由于更新或修改，上面的零件号已被另一个零件号替换。

Qty-表示与相应参考号码相关的部件数量。“AR”是指依据需求，数量待定。

Name-部件名称:英文名称的翻译可在文件“部件名称术语表”中找到。

Validity-定义了该部件对机器有效的时间框架和类型/版本。在有效性栏中缩写名称的澄清可以在页面底部的说明中找到。在章节标题中提到的有效性栏适用于该整个章节。句式中的加号可以解释为“与”，逗号可以解释为“或”。

括号将有效性代码分组，类似于数学括号，参见下面的示例:

'PRESS:8BAR +(FREQ:50HZ+MOVOL:500V , FREQ:60HZ+MOVOL:575V)'适用于8 bar工作压力和频率50Hz及电压500V，或8bar工作压力和频率60Hz及电压575V的机器。

EL -指图纸中或电气柜内的元件的备注。

R. -备注:关于零件的额外信息。解释可以在这页的底部找到。



**2901 3700 03 - KIT 4 3-5.5HP C43I 2000H/1YR**

MODEL:ASB5.5\_22J

---

| Qty | Name                  |
|-----|-----------------------|
| • 1 | ELEMENT FILTER PACKED |
| • 1 | FILTER OIL PACKED     |

**2901 3700 06 - KIT 7.5-10HP C43I 2000H/1YR**

MODEL:ASB10\_22J , MODEL:ASB7.5\_22J

---

| Qty | Name              |
|-----|-------------------|
| • 1 | ELEMENT FILTER    |
| • 1 | FILTER OIL PACKED |

**2901 3700 04 - KIT 4 3-5.5HP C43I 4000H/2YR**

MODEL:ASB5.5\_22J

---

| Qty | Name                     |
|-----|--------------------------|
| • 1 | ELEMENT FILTER PACKED    |
| • 1 | FILTER OIL PACKED        |
| • 1 | SEPARATOR AIR-OIL PACKED |

**2901 3700 07 - KIT 7.5-10HP C43I 4000H/2YR**

MODEL:ASB10\_22J , MODEL:ASB7.5\_22J

---

| Qty | Name                     |
|-----|--------------------------|
| • 1 | ELEMENT FILTER           |
| • 1 | FILTER OIL PACKED        |
| • 1 | SEPARATOR OIL-AIR PACKED |

**2901 3700 05 - KIT 3-5.5HP C43I 6000H/3YR**

MODEL:ASB5.5\_22J

---

| Qty | Name                        |
|-----|-----------------------------|
| • 1 | ELEMENT FILTER PACKED       |
| • 1 | FILTER OIL PACKED           |
| • 1 | KIT THERMOSTATIC VALVE 60°C |
| • 1 | CHECK VALVE C43             |
| • 1 | KIT MPV INSTR BLOCK C40/C55 |

**2901 3640 30 - KIT 5.5HP C43I 1PH 6000H/3YR**

MODEL:ASB5.5\_22J

---

| Qty | Name                        |
|-----|-----------------------------|
| • 1 | ELEMENT FILTER PACKED       |
| • 1 | FILTER OIL PACKED           |
| • 1 | KIT THERMOSTATIC VALVE 60°C |
| • 1 | UNLOADER C40/C43            |
| • 1 | KIT MPV INSTR BLOCK C40/C55 |

**2901 3700 08 - KIT 7.5-10HP C43I 6000H/3YR**

MODEL:ASB10\_22J , MODEL:ASB7.5\_22J

---

| Qty | Name                        |
|-----|-----------------------------|
| • 1 | ELEMENT FILTER              |
| • 1 | FILTER OIL PACKED           |
| • 1 | KIT THERMOSTATIC VALVE 60°C |
| • 1 | UNLOADER C40/C43            |
| • 1 | KIT MPV INSTR BLOCK C40/C55 |

**Legend:**

MODEL:ASB10\_22J - Model:AS-B 10

MODEL:ASB5.5\_22J - Model:AS-B 5.5

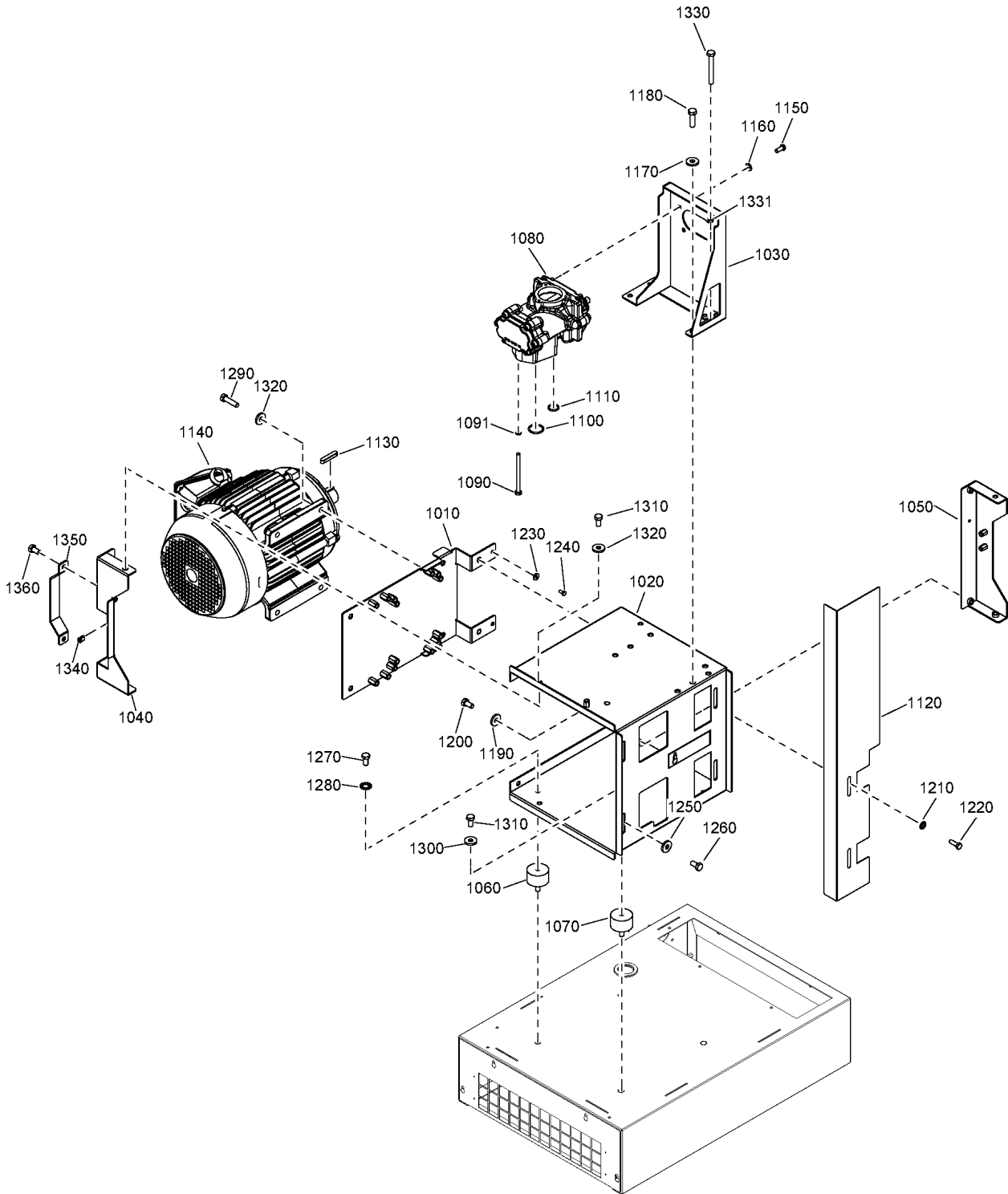
MODEL:ASB7.5\_22J - Model:AS-B 7.5







| <b>Ref</b> | <b>Part Number</b> | <b>Qty</b> | <b>Name</b>              | <b>Validity</b> |
|------------|--------------------|------------|--------------------------|-----------------|
|            | 6215 7159 00       | AR         | OIL FLUIDTECH 5L         |                 |
|            | 6215 7160 00       | AR         | OIL FLUIDTECH 20L        |                 |
|            | 1630 0821 00       | AR         | OIL ROTAIR FOODGRADE 5L  |                 |
|            | 1630 0605 00       | AR         | OIL ROTAIR FOODGRADE 20L |                 |



### 3 - Drive train 230V

MOVOL:230V + (MODEL:ASB5.5\_22J , MODEL:ASB7.5\_22J)



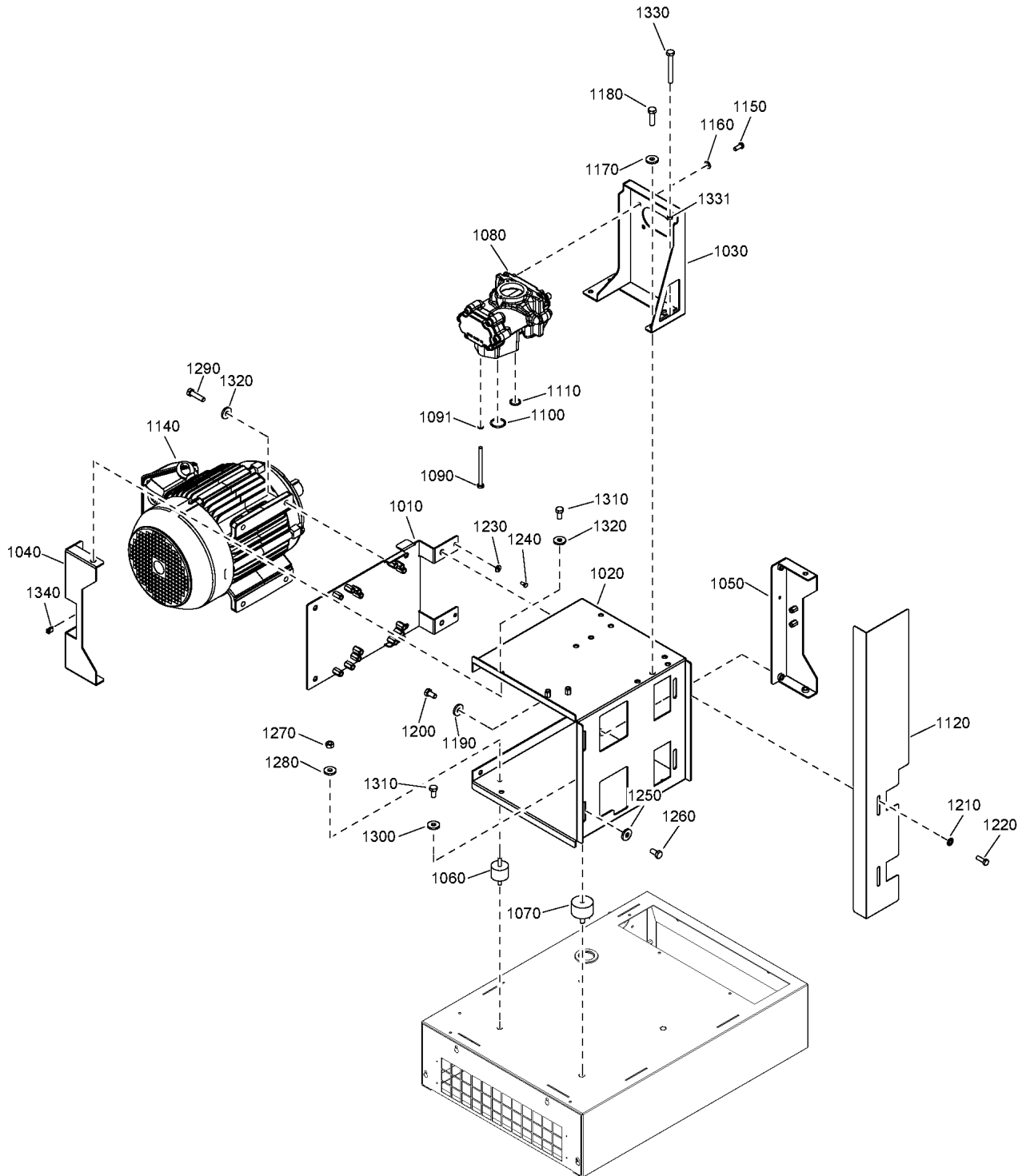
| Ref  | Part Number       | Qty  | Name             | Validity                            |
|------|-------------------|--|------------------|-------------------------------------|
| 1010 | 2204 2204 00      | 1  | MOTOR PLATE      | (04/10/2022 - ...)                  |
| 1020 | 2204 2392 59      | 1  | SUPPORT MOTOR    | (04/10/2022 - ...)                  |
| 1030 | 2204 2204 02      | 1  | STIRRUP ELEMENT  | (04/10/2022 - ...)                  |
| 1040 | 2204 2392 93      | 1  | SUPPORT REAR     | (04/10/2022 - ...)                  |
| 1050 | 2204 2450 18      | 1  | SUPPORT FRONT    | (04/10/2022 - ...)                  |
| 1060 | 0392 1100 22      | 2  | DAMPER PUFFER    | (04/10/2022 - ...)                  |
| 1070 | 0392 1100 23      | 2  | DAMPER PUFFER    | (04/10/2022 - ...)                  |
| 1080 | 1616 9034 80      | 1  | ELEMENT          | (04/10/2022 - ...)                  |
|      | ☞ Substituted by: | 1616 9034 90 - ELEMENT (quantity: 1)   |                  |                                     |
| 1090 | 0147 1341 03      | 3  | SCREW            | (04/10/2022 - ...)                  |
|      | ☞ Substituted by: | 0147 1342 03 - HEXAGON BOLT (quantity: 1)<br>0147 1957 46 - HEX. BOLT M8X105X8.8 (quantity: 1) |                  |                                     |
| 1091 | 0333 3100 36      | 3  | LOCK WASHER      | (04/10/2022 - ...)                  |
| 1100 | 0663 2102 64      | 1  | O-RING           | (04/10/2022 - ...)                  |
| 1110 | 0663 3125 00      | 1  | O-RING           | (04/10/2022 - ...)                  |
| 1120 | 2204 2205 85      | 1  | PROTECTION PLATE | (04/10/2022 - ...)                  |
| 1130 | 2200 7321 30      | 1  | PARALLEL KEY     | (04/10/2022 - ...)                  |
| 1140 | 2204 2392 31      | 1  | MOTOR            | (04/10/2022 - ...) MODEL:ASB5.5_22J |
| 1140 | 2204 2392 84      | 1  | MOTOR            | (04/10/2022 - ...) MODEL:ASB7.5_22J |
| 1150 | 0215 0003 92      | 4  | SCREW            | (04/10/2022 - ...)                  |
| 1160 | 2202 9045 01      | 4  | WASHER           | (04/10/2022 - ...)                  |
| 1170 | 6210 0364 00      | 4  | WASHER           | (04/10/2022 - ...)                  |
|      | ☞ Substituted by: | 0333 3100 07 - SC LOCK WASHER 10.2-22-2.7 FZB (quantity: 1)                                    |                  |                                     |
| 1180 | 0147 1360 03      | 4  | SCREW            | (04/10/2022 - ...)                  |
| 1190 | 6210 0364 00      | 2  | WASHER           | (04/10/2022 - ...)                  |
|      | ☞ Substituted by: | 0333 3100 07 - SC LOCK WASHER 10.2-22-2.7 FZB (quantity: 1)                                    |                  |                                     |
| 1200 | 0147 1359 03      | 2  | SCREW            | (04/10/2022 - ...)                  |
| 1210 | 2202 9045 01      | 2  | WASHER           | (04/10/2022 - ...)                  |
| 1220 | 0147 1325 03      | 2  | SCREW            | (04/10/2022 - ...)                  |
| 1230 | 2202 9045 01      | 2  | WASHER           | (04/10/2022 - ...)                  |
| 1240 | 0147 1325 03      | 2  | SCREW            | (04/10/2022 - ...)                  |
| 1250 | 6210 0364 00      | 4  | WASHER           | (04/10/2022 - ...)                  |
|      | ☞ Substituted by: | 0333 3100 07 - SC LOCK WASHER 10.2-22-2.7 FZB (quantity: 1)                                    |                  |                                     |
| 1260 | 0211 1360 03      | 4  | SCREW            | (04/10/2022 - ...)                  |
| 1270 | 0147 1322 03      | 2  | SCREW            | (04/10/2022 - ...)                  |
| 1280 | 0333 3227 00      | 2  | WASHER           | (04/10/2022 - ...)                  |
| 1290 | 0147 1364 03      | 4  | SCREW            | (04/10/2022 - ...)                  |
| 1300 | 6210 0364 00      | 4  | WASHER           | (04/10/2022 - ...)                  |
|      | ☞ Substituted by: | 0333 3100 07 - SC LOCK WASHER 10.2-22-2.7 FZB (quantity: 1)                                    |                  |                                     |
| 1310 | 0147 1360 03      | 8  | SCREW            | (04/10/2022 - ...)                  |
| 1320 | 6210 0364 00      | 8  | WASHER           | (04/10/2022 - ...)                  |
|      | ☞ Substituted by: | 0333 3100 07 - SC LOCK WASHER 10.2-22-2.7 FZB (quantity: 1)                                    |                  |                                     |
| 1330 | 0147 1373 03      | 1  | SCREW            | (04/10/2022 - ...)                  |
| 1331 | 0266 2111 00      | 1  | HEXAGON NUT      | (04/10/2022 - ...)                  |
| 1340 | 2202 7054 00      | AR   | SEAL             | (04/10/2022 - ...)                  |
| 1350 | 2204 2392 94      | 1  | SUPPORT BRACKET  | (09/01/2023 - ...)                  |
| 1360 | 0147 1323 03      | 2  | SCREW            | (09/01/2023 - ...)                  |

**Legend:**

MODEL:ASB5.5\_22J - Model:AS-B 5.5

MODEL:ASB7.5\_22J - Model:AS-B 7.5

MOVOL:230V - Supply voltage:230 V



## 4 - Drive train AS-B 5.5 - TRIV\_230V

MODEL:ASB5.5\_22J + MOVOL:TRIV\_230

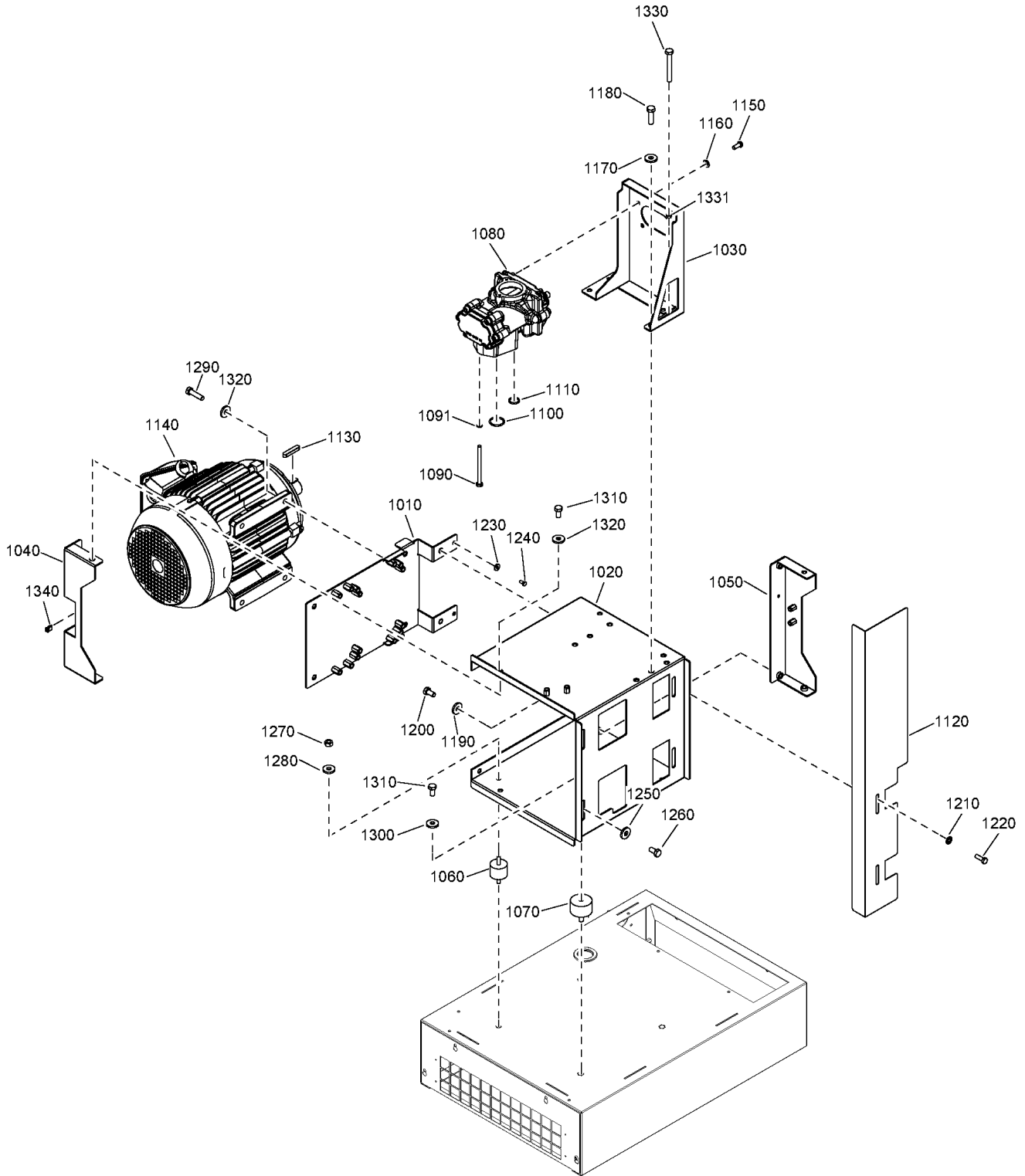


| Ref  | Part Number             | Qty   | Name             | Validity           |
|------|-------------------------|---|------------------|--------------------|
| 1010 | 2204 2204 00            | 1   | MOTOR PLATE      | (31/08/2022 - ...) |
| 1020 | 2204 2204 01            | 1   | SUPPORT MOTOR    | (31/08/2022 - ...) |
| 1030 | 2204 2204 02            | 1   | STIRRUP ELEMENT  | (31/08/2022 - ...) |
| 1040 | 2204 2204 07            | 1   | SUPPORT REAR     | (31/08/2022 - ...) |
| 1050 | 2204 2204 08            | 1   | SUPPORT FRONT    | (31/08/2022 - ...) |
| 1060 | 0392 1100 06            | 2   | DAMPER PUFFER    | (31/08/2022 - ...) |
| 1070 | 0392 1100 23            | 2   | DAMPER PUFFER    | (31/08/2022 - ...) |
| 1080 | <del>1616 9034 80</del> | 1   | ELEMENT          | (31/08/2022 - ...) |
|      | ☞ Substituted by:       | 1616 9034 90 - ELEMENT (quantity: 1)                        |                  |                    |
| 1090 | <del>0147 1341 03</del> | 3   | SCREW            | (31/08/2022 - ...) |
|      | ☞ Substituted by:       | 0147 1342 03 - HEXAGON BOLT (quantity: 1)                   |                  |                    |
|      |                         | 0147 1957 46 - HEX. BOLT M8X105X8.8 (quantity: 1)           |                  |                    |
| 1091 | 0333 3100 36            | 3   | LOCK WASHER      | (31/08/2022 - ...) |
| 1100 | 0663 2102 64            | 1   | O-RING           | (31/08/2022 - ...) |
| 1110 | 0663 3125 00            | 1   | O-RING           | (31/08/2022 - ...) |
| 1120 | 2204 2205 85            | 1   | PROTECTION PLATE | (31/08/2022 - ...) |
| 1140 | 2204 2305 95            | 1   | MOTOR            | (31/08/2022 - ...) |
| 1150 | 0215 0003 92            | 4   | SCREW            | (31/08/2022 - ...) |
| 1160 | 2202 9045 01            | 4   | WASHER           | (31/08/2022 - ...) |
| 1170 | <del>6210 0364 00</del> | 4   | WASHER           | (31/08/2022 - ...) |
|      | ☞ Substituted by:       | 0333 3100 07 - SC LOCK WASHER 10.2-22-2.7 FZB (quantity: 1) |                  |                    |
| 1180 | 0147 1360 03            | 4   | SCREW            | (31/08/2022 - ...) |
| 1190 | <del>6210 0364 00</del> | 2   | WASHER           | (31/08/2022 - ...) |
|      | ☞ Substituted by:       | 0333 3100 07 - SC LOCK WASHER 10.2-22-2.7 FZB (quantity: 1) |                  |                    |
| 1200 | 0147 1359 03            | 2   | SCREW            | (31/08/2022 - ...) |
| 1210 | 2202 9045 01            | 2   | WASHER           | (31/08/2022 - ...) |
| 1220 | 0147 1325 03            | 2   | SCREW            | (31/08/2022 - ...) |
| 1230 | 2202 9045 01            | 2   | WASHER           | (31/08/2022 - ...) |
| 1240 | 0147 1325 03            | 2   | SCREW            | (31/08/2022 - ...) |
| 1250 | <del>6210 0364 00</del> | 4   | WASHER           | (31/08/2022 - ...) |
|      | ☞ Substituted by:       | 0333 3100 07 - SC LOCK WASHER 10.2-22-2.7 FZB (quantity: 1) |                  |                    |
| 1260 | 0211 1360 03            | 4   | SCREW            | (31/08/2022 - ...) |
| 1270 | 0266 2110 00            | 2   | HEXAGON NUT      | (31/08/2022 - ...) |
| 1280 | 2202 9045 01            | 2   | WASHER           | (31/08/2022 - ...) |
| 1290 | 0147 1364 03            | 4   | SCREW            | (31/08/2022 - ...) |
| 1300 | <del>6210 0364 00</del> | 4   | WASHER           | (31/08/2022 - ...) |
|      | ☞ Substituted by:       | 0333 3100 07 - SC LOCK WASHER 10.2-22-2.7 FZB (quantity: 1) |                  |                    |
| 1310 | 0147 1360 03            | 8   | SCREW            | (31/08/2022 - ...) |
| 1320 | <del>6210 0364 00</del> | 8   | WASHER           | (31/08/2022 - ...) |
|      | ☞ Substituted by:       | 0333 3100 07 - SC LOCK WASHER 10.2-22-2.7 FZB (quantity: 1) |                  |                    |
| 1330 | 0147 1373 03            | 1   | SCREW            | (31/08/2022 - ...) |
| 1331 | 0266 2111 00            | 1   | HEXAGON NUT      | (31/08/2022 - ...) |
| 1340 | 2202 7054 00            | AR  | SEAL             | (31/08/2022 - ...) |

### Legend:

MODEL:ASB5.5\_22J - Model:AS-B 5.5

MOVOL:TRIV\_230 - Supply voltage:TRIV\_230V



## 5 - Drive train AS-B 7.5, AS-B 10 - TRIV\_230V

MOVOL:TRIV\_230 + (MODEL:ASB10\_22J , MODEL:ASB7.5\_22J)



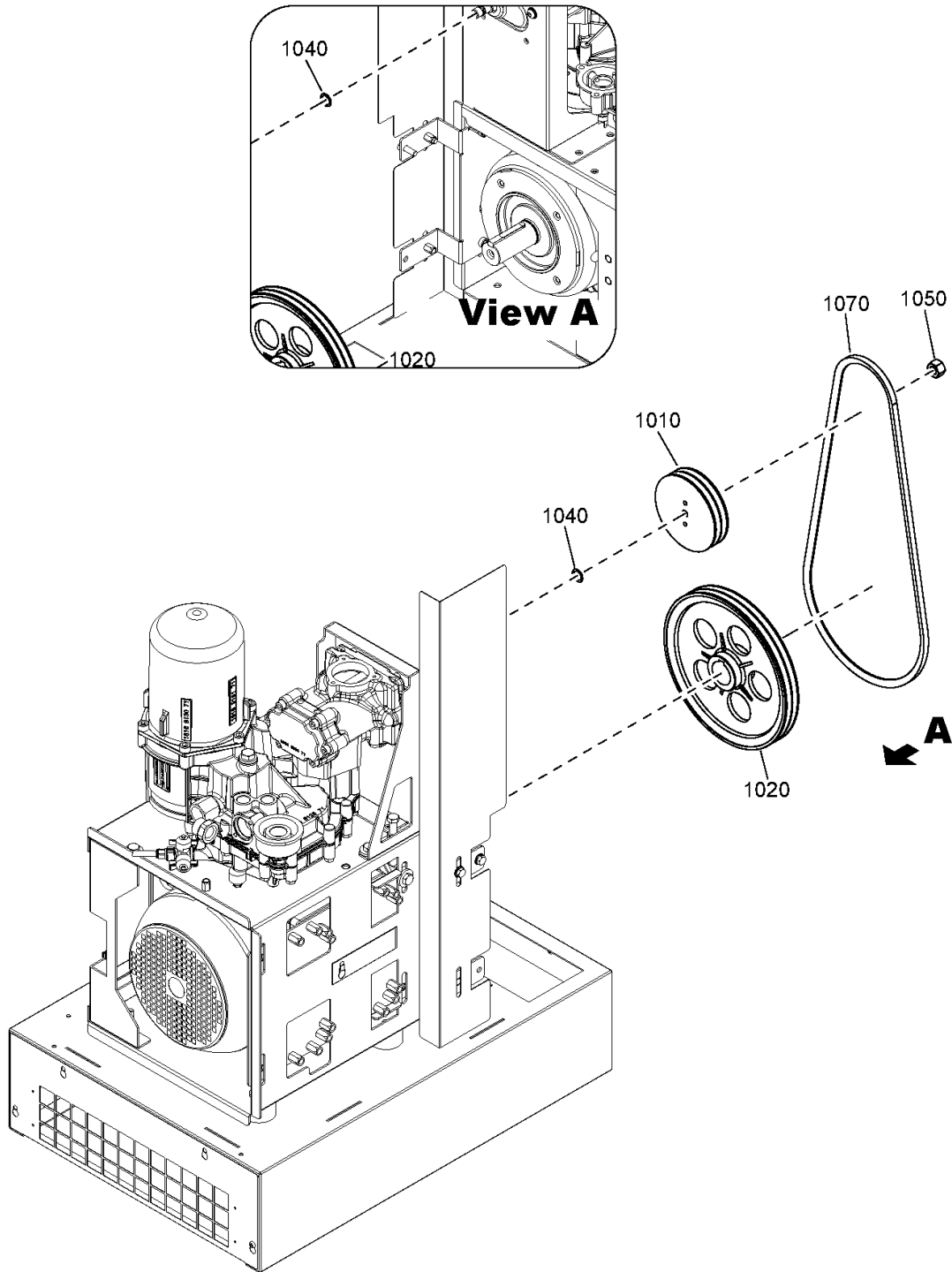
| Ref  | Part Number             | Qty  | Name             | Validity                            |
|------|-------------------------|--|------------------|-------------------------------------|
| 1010 | 2204 2204 00            | 1  | MOTOR PLATE      | (31/08/2022 - ...)                  |
| 1020 | 2204 2204 01            | 1  | SUPPORT MOTOR    | (31/08/2022 - ...)                  |
| 1030 | 2204 2204 02            | 1  | STIRRUP ELEMENT  | (31/08/2022 - ...)                  |
| 1040 | 2204 2204 07            | 1  | SUPPORT REAR     | (31/08/2022 - ...)                  |
| 1050 | 2204 2204 08            | 1  | SUPPORT FRONT    | (31/08/2022 - ...)                  |
| 1060 | 0392 1100 06            | 2  | DAMPER PUFFER    | (31/08/2022 - ...)                  |
| 1070 | 0392 1100 23            | 2  | DAMPER PUFFER    | (31/08/2022 - ...)                  |
| 1080 | <del>1616 9034 80</del> | 1  | ELEMENT          | (31/08/2022 - ...)                  |
|      | ☞ Substituted by:       | 1616 9034 90 - ELEMENT (quantity: 1)   |                  |                                     |
| 1090 | <del>0147 1341 03</del> | 3  | SCREW            | (31/08/2022 - ...)                  |
|      | ☞ Substituted by:       | 0147 1342 03 - HEXAGON BOLT (quantity: 1)<br>0147 1957 46 - HEX. BOLT M8X105X8.8 (quantity: 1) |                  |                                     |
| 1091 | 0333 3100 36            | 3  | LOCK WASHER      | (31/08/2022 - ...)                  |
| 1100 | 0663 2102 64            | 1  | O-RING           | (31/08/2022 - ...)                  |
| 1110 | 0663 3125 00            | 1  | O-RING           | (31/08/2022 - ...)                  |
| 1120 | 2204 2205 85            | 1  | PROTECTION PLATE | (31/08/2022 - ...)                  |
| 1130 | 2200 7321 30            | 1  | PARALLEL KEY     | (31/08/2022 - ...) MODEL:ASB7.5_22J |
| 1130 | 0337 0009 57            | 1  | PARALLEL KEY     | (31/08/2022 - ...) MODEL:ASB10_22J  |
| 1140 | 2204 2305 96            | 1  | MOTOR            | (31/08/2022 - ...) MODEL:ASB7.5_22J |
| 1140 | 2204 2305 97            | 1  | MOTOR            | (31/08/2022 - ...) MODEL:ASB10_22J  |
| 1150 | 0215 0003 92            | 4  | SCREW            | (31/08/2022 - ...)                  |
| 1160 | 2202 9045 01            | 4  | WASHER           | (31/08/2022 - ...)                  |
| 1170 | <del>6210 0364 00</del> | 4  | WASHER           | (31/08/2022 - ...)                  |
|      | ☞ Substituted by:       | 0333 3100 07 - SC LOCK WASHER 10.2-22-2.7 FZB (quantity: 1)                                    |                  |                                     |
| 1180 | 0147 1360 03            | 4  | SCREW            | (31/08/2022 - ...)                  |
| 1190 | <del>6210 0364 00</del> | 2  | WASHER           | (31/08/2022 - ...)                  |
|      | ☞ Substituted by:       | 0333 3100 07 - SC LOCK WASHER 10.2-22-2.7 FZB (quantity: 1)                                    |                  |                                     |
| 1200 | 0147 1359 03            | 2  | SCREW            | (31/08/2022 - ...)                  |
| 1210 | 2202 9045 01            | 2  | WASHER           | (31/08/2022 - ...)                  |
| 1220 | 0147 1325 03            | 2  | SCREW            | (31/08/2022 - ...)                  |
| 1230 | 2202 9045 01            | 2  | WASHER           | (31/08/2022 - ...)                  |
| 1240 | 0147 1325 03            | 2  | SCREW            | (31/08/2022 - ...)                  |
| 1250 | <del>6210 0364 00</del> | 4  | WASHER           | (31/08/2022 - ...)                  |
|      | ☞ Substituted by:       | 0333 3100 07 - SC LOCK WASHER 10.2-22-2.7 FZB (quantity: 1)                                    |                  |                                     |
| 1260 | 0211 1360 03            | 4  | SCREW            | (31/08/2022 - ...)                  |
| 1270 | 0266 2110 00            | 2  | HEXAGON NUT      | (31/08/2022 - ...)                  |
| 1280 | 2202 9045 01            | 2  | WASHER           | (31/08/2022 - ...)                  |
| 1290 | 0147 1364 03            | 4  | SCREW            | (31/08/2022 - ...) MODEL:ASB7.5_22J |
| 1290 | 0147 1962 64            | 4  | HEXAGON BOLT     | (31/08/2022 - ...) MODEL:ASB10_22J  |
| 1300 | <del>6210 0364 00</del> | 4  | WASHER           | (31/08/2022 - ...)                  |
|      | ☞ Substituted by:       | 0333 3100 07 - SC LOCK WASHER 10.2-22-2.7 FZB (quantity: 1)                                    |                  |                                     |
| 1310 | 0147 1360 03            | 8  | SCREW            | (31/08/2022 - ...)                  |
| 1320 | <del>6210 0364 00</del> | 8  | WASHER           | (31/08/2022 - ...)                  |
|      | ☞ Substituted by:       | 0333 3100 07 - SC LOCK WASHER 10.2-22-2.7 FZB (quantity: 1)                                    |                  |                                     |
| 1330 | 0147 1373 03            | 1  | SCREW            | (31/08/2022 - ...)                  |
| 1331 | 0266 2111 00            | 1  | HEXAGON NUT      | (31/08/2022 - ...)                  |
| 1340 | 2202 7054 00            | AR   | SEAL             | (31/08/2022 - ...)                  |

### Legend:

MODEL:ASB10\_22J - Model:AS-B 10

MODEL:ASB7.5\_22J - Model:AS-B 7.5

MOVOL:TRIV\_230 - Supply voltage:TRIV\_230V





## 6 - Pulleys AS-B 5.5, AS-B 7.5

MODEL:ASB5.5\_22J , MODEL:ASB7.5\_22J



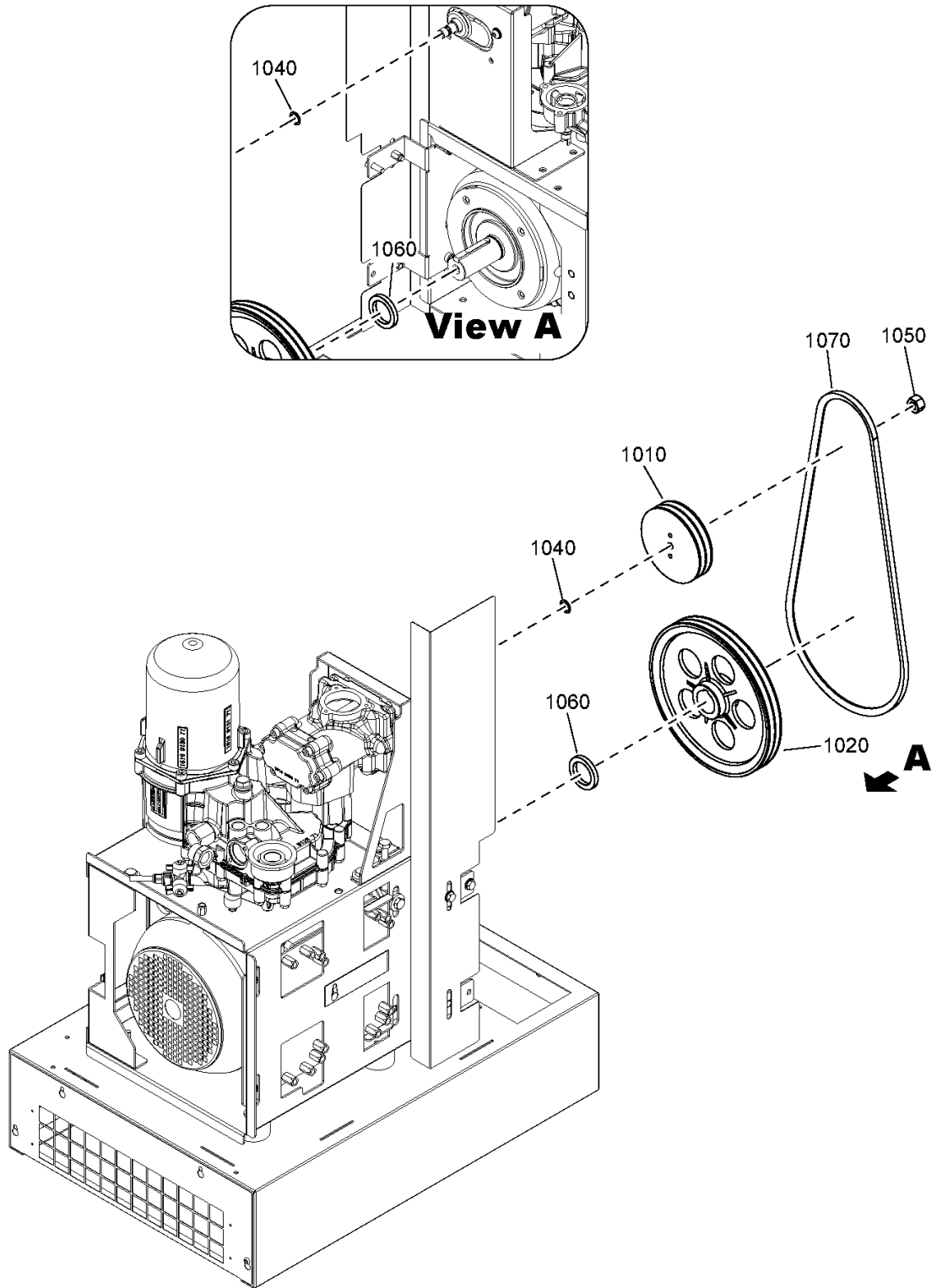
| Ref  | Part Number  | Qty | Name      | Validity  |
|------|--------------|-----|-----------|---|
| 1010 | 2202 8320 02 | 1   | PULLEY    | (31/08/2022 - 03/10/2022) PHASE:3PH + (MODEL:ASB5.5_22J + PRESS:8BAR , MODEL:ASB7.5_22J + PRESS:10BAR)<br>(04/10/2022 - ...) MODEL:ASB5.5_22J + PRESS:8BAR , MODEL:ASB7.5_22J + PHASE:3PH + PRESS:10BAR |
| 1010 | 2202 2608 56 | 1   | PULLEY    | (31/08/2022 - 03/10/2022) PHASE:3PH + (MODEL:ASB5.5_22J + PRESS:10BAR , MODEL:ASB7.5_22J + PRESS:8BAR)<br>(04/10/2022 - ...) MODEL:ASB5.5_22J + PHASE:3PH + PRESS:10BAR , MODEL:ASB7.5_22J + PRESS:8BAR |
| 1010 | 2202 2608 49 | 1   | PULLEY    | (04/10/2022 - ...) MODEL:ASB5.5_22J + PHASE:1PH + PRESS:10BAR   |
| 1010 | 2202 8320 00 | 1   | PULLEY    | (04/10/2022 - ...) MODEL:ASB7.5_22J + PHASE:1PH + PRESS:10BAR   |
| 1020 | 2202 2608 46 | 1   | PULLEY    | (31/08/2022 - 03/10/2022) MODEL:ASB5.5_22J + PHASE:3PH + PRESS:8BAR<br>(04/10/2022 - ...) MODEL:ASB5.5_22J + PRESS:8BAR   |
| 1020 | 2202 7484 04 | 1   | PULLEY    | (31/08/2022 - 03/10/2022) MODEL:ASB5.5_22J + PHASE:3PH + PRESS:10BAR<br>(04/10/2022 - ...) MODEL:ASB5.5_22J + PRESS:10BAR   |
| 1020 | 2202 2608 47 | 1   | PULLEY    | (31/08/2022 - 03/10/2022) MODEL:ASB7.5_22J + PHASE:3PH<br>(04/10/2022 - ...) MODEL:ASB7.5_22J + (PRESS:8BAR , PHASE:3PH + PRESS:10BAR)  |
| 1020 | 2202 7484 00 | 1   | PULLEY    | (04/10/2022 - ...) MODEL:ASB7.5_22J + PHASE:1PH + PRESS:10BAR   |
| 1040 | 0324 1550 08 | 1   | SHIM RING | (04/10/2022 - ...)  |
| 1050 | 2200 7231 30 | 1   | NUT       | (04/10/2022 - ...)  |
| 1070 | 2204 2220 21 | 1   | BELT SET  | (31/08/2022 - 03/10/2022) MODEL:ASB5.5_22J + PHASE:3PH + PRESS:8BAR<br>(04/10/2022 - ...) MODEL:ASB5.5_22J + PRESS:8BAR   |
| 1070 | 2204 2220 03 | 1   | BELT SET  | (31/08/2022 - 03/10/2022) MODEL:ASB5.5_22J + PHASE:3PH + PRESS:10BAR<br>(04/10/2022 - ...) MODEL:ASB5.5_22J + PRESS:10BAR   |
| 1070 | 2204 2220 52 | 1   | BELT SET  | (31/08/2022 - 03/10/2022) MODEL:ASB7.5_22J + PHASE:3PH<br>(04/10/2022 - ...) MODEL:ASB7.5_22J + (PRESS:8BAR , PHASE:3PH + PRESS:10BAR)  |
| 1070 | 2204 2220 53 | 1   | BELT SET  | (04/10/2022 - ...) MODEL:ASB7.5_22J + PHASE:1PH + PRESS:10BAR   |

### Legend:

MODEL:ASB5.5\_22J - Model:AS-B 5.5  
PHASE:3PH - Number of phases:3 phase

MODEL:ASB7.5\_22J - Model:AS-B 7.5  
PRESS:10BAR - Working pressure:10 bar

PHASE:1PH - Number of phases:1 phase  
PRESS:8BAR - Working pressure:8 bar



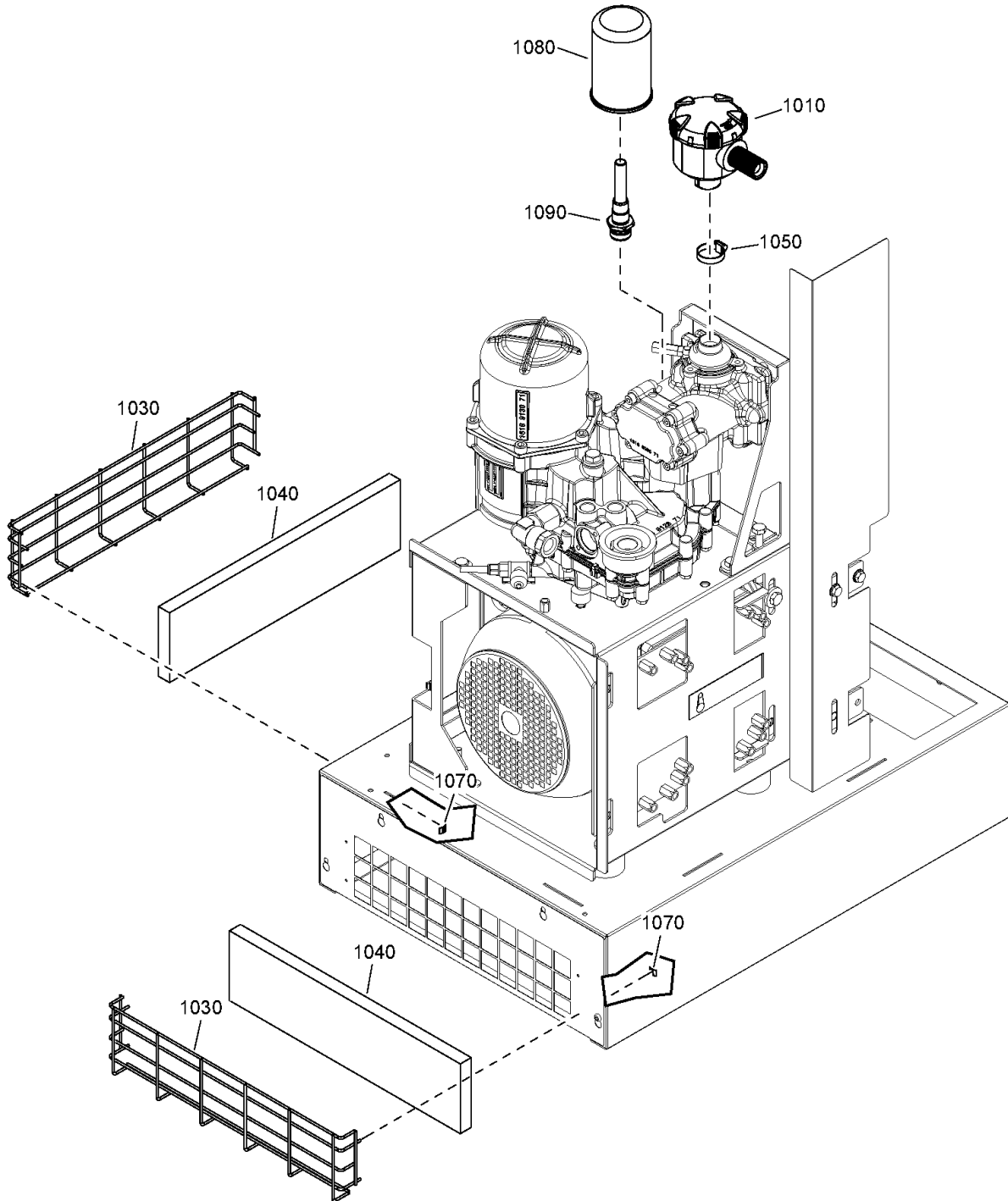
| Ref  | Part Number  | Qty | Name          | Validity                       |
|------|--------------|-----|---------------|--------------------------------|
| 1010 | 2204 2204 42 | 1   | PULLEY        | (31/08/2022 - ...) PRESS:8BAR  |
| 1010 | 2204 2204 43 | 1   | PULLEY        | (31/08/2022 - ...) PRESS:10BAR |
| 1020 | 2202 9149 03 | 1   | PULLEY        | (31/08/2022 - ...)             |
| 1040 | 0324 1550 08 | 1   | SHIM RING     | (31/08/2022 - ...)             |
| 1050 | 2200 7231 30 | 1   | NUT           | (31/08/2022 - ...)             |
| 1060 | 2204 1415 00 | 1   | SPACER PULLEY | (31/08/2022 - ...)             |
| 1070 | 2204 2305 69 | 1   | BELT SET      | (31/08/2022 - ...)             |

**Legend:**

MODEL:ASB10\_22J - Model:AS-B 10  
PRESS:8BAR - Working pressure:8 bar

PHASE:3PH - Number of phases:3 phase

PRESS:10BAR - Working pressure:10 bar



## 8.1 - Air filter AS-B 5.5 - Floor-mounted

AIRREC:N + MODEL:ASB5.5\_22J

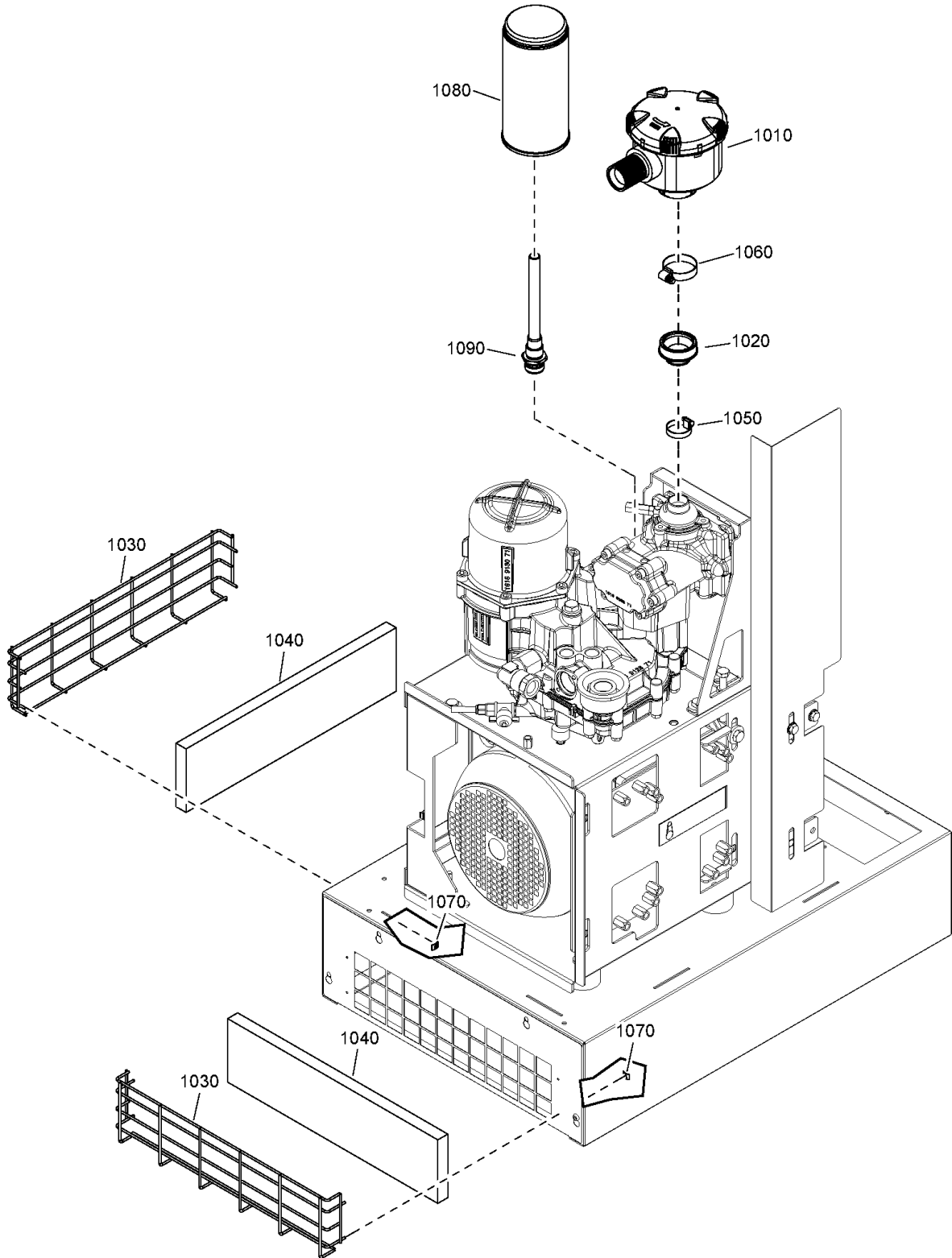


| Ref  | Part Number     | Qty   | Name            | Validity           |
|------|-----------------|---|-----------------|--------------------|
| 1010 | 6211 4736 00    | 1   | FILTER HOUSING  | (31/08/2022 - ...) |
|      | ●               | 1   | FILTER ELEMENT  |                    |
|      | 📦 Service kits: | 2901 3700 03 - KIT 4 3-5.5HP C43I 2000H/1YR |                 |                    |
|      |                 | 2901 3700 04 - KIT 4 3-5.5HP C43I 4000H/2YR |                 |                    |
|      |                 | 2901 3700 05 - KIT 3-5.5HP C43I 6000H/3YR   |                 |                    |
|      |                 | 2901 3640 30 - KIT 5.5HP C43I 1PH 6000H/3YR |                 |                    |
| 1030 | 2204 2204 68    | 2   | SUCTION GRATING | (31/08/2022 - ...) |
| 1040 | 2204 2204 72    | 2   | AIR FILTER      | (31/08/2022 - ...) |
| 1050 | 2200 7399 11    | 1   | HOSE CLAMP      | (31/08/2022 - ...) |
| 1070 | 2200 7302 47    | 8   | PLATE           | (31/08/2022 - ...) |
| 1080 |                 | 1   | SEPARATOR       | (31/08/2022 - ...) |
|      | 📦 Service kits: | 2901 3700 04 - KIT 4 3-5.5HP C43I 4000H/2YR |                 |                    |
| 1090 | 2204 2138 24    | 1   | NIPPLE          | (31/08/2022 - ...) |

### Legend:

AIRREC:N - Air receiver:None

MODEL:ASB5.5\_22J - Model:AS-B 5.5



## 8.2 - Air filter AS-B 7.5, AS-B 10 - Floor-mounted

AIRREC:N + (MODEL:ASB10\_22J , MODEL:ASB7.5\_22J)



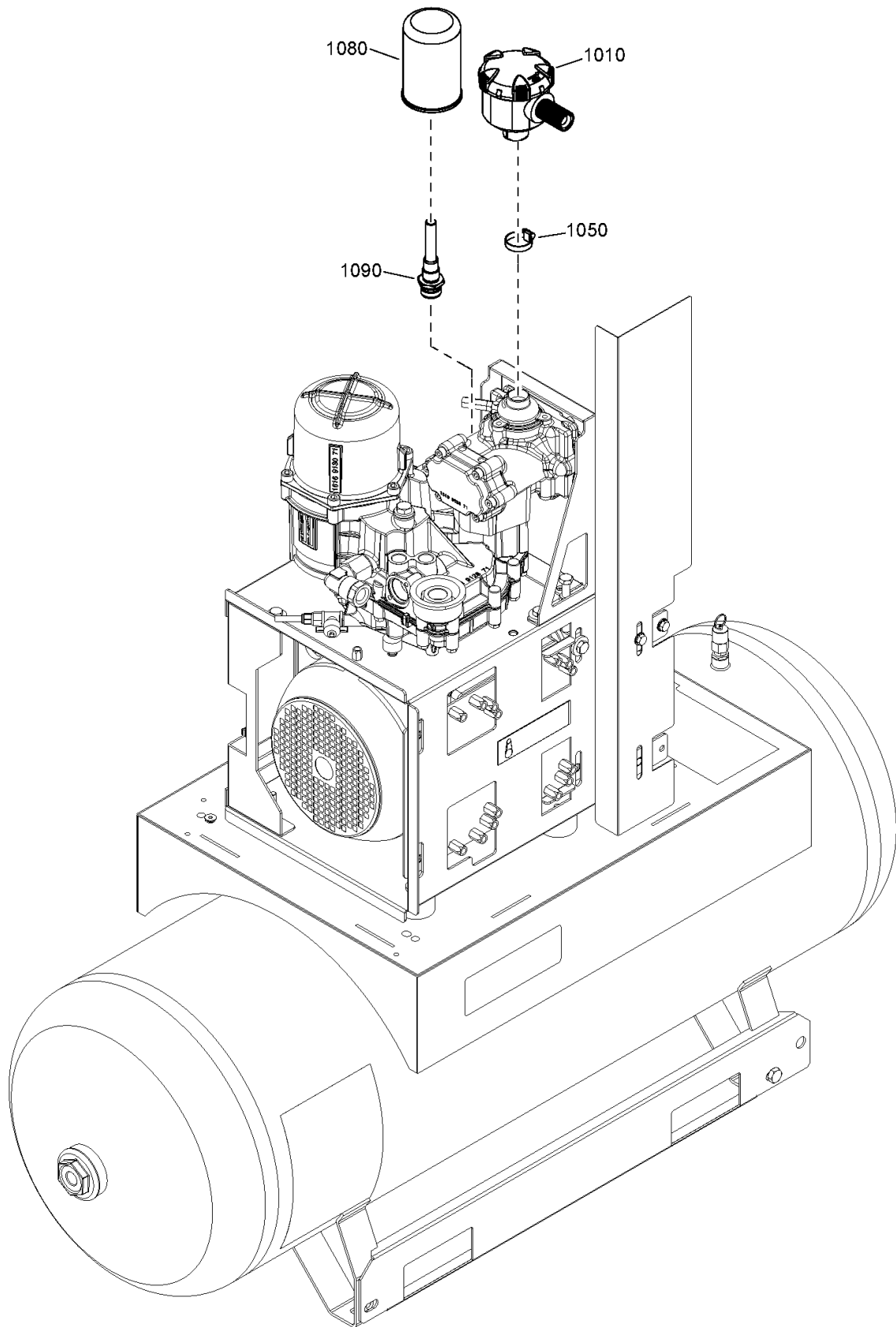
| Ref  | Part Number     | Qty  | Name            | Validity           |
|------|-----------------|--|-----------------|--------------------|
| 1010 | 2204 2013 03    | 1  | AIR FILTER      | (31/08/2022 - ...) |
|      | •               | 1  | FILTER ELEMENT  |                    |
|      | 📦 Service kits: | 2901 3700 06 - KIT 7.5-10HP C43I 2000H/1YR |                 |                    |
|      |                 | 2901 3700 07 - KIT 7.5-10HP C43I 4000H/2YR |                 |                    |
|      |                 | 2901 3700 08 - KIT 7.5-10HP C43I 6000H/3YR |                 |                    |
| 1020 | 2204 2341 00    | 1  | ADAPTER         | (31/08/2022 - ...) |
| 1030 | 2204 2204 68    | 2  | SUCTION GRATING | (31/08/2022 - ...) |
| 1040 | 2204 2204 72    | 2  | FILTER          | (31/08/2022 - ...) |
| 1050 | 2200 7399 11    | 1  | HOSE CLAMP      | (31/08/2022 - ...) |
| 1060 | 0347 6112 00    | 1  | HOSE CLAMP      | (31/08/2022 - ...) |
| 1070 | 2200 7302 47    | 8  | PLATE           | (31/08/2022 - ...) |
| 1080 |                 | 1  | SEPARATOR       | (31/08/2022 - ...) |
|      | 📦 Service kits: | 2901 3700 07 - KIT 7.5-10HP C43I 4000H/2YR |                 |                    |
| 1090 | 2204 2138 22    | 1  | NIPPLE          | (31/08/2022 - ...) |

### Legend:

AIRREC:N - Air receiver:None

MODEL:ASB10\_22J - Model:AS-B 10

MODEL:ASB7.5\_22J - Model:AS-B 7.5





### 8.3 - Air filter AS-B 5.5 - Tank-mounted

AIRREC:270L + MODEL:ASB5.5\_22J

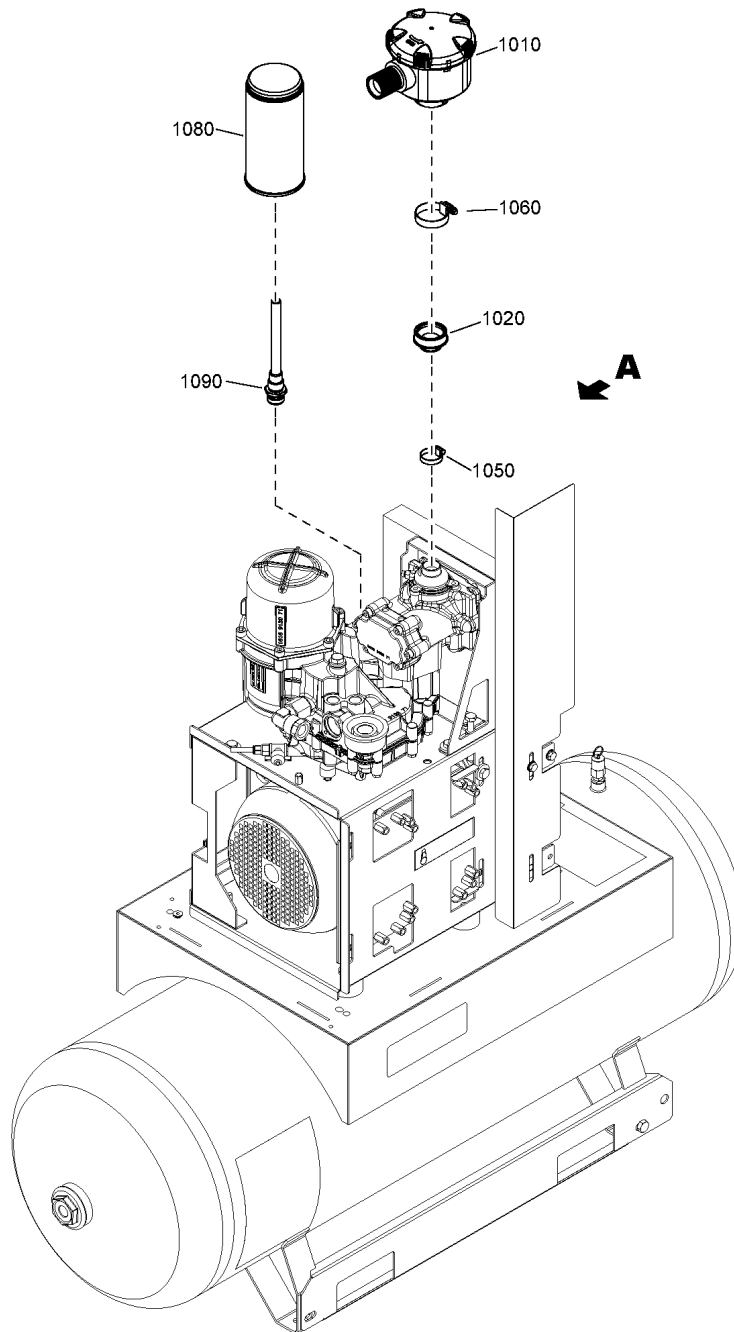
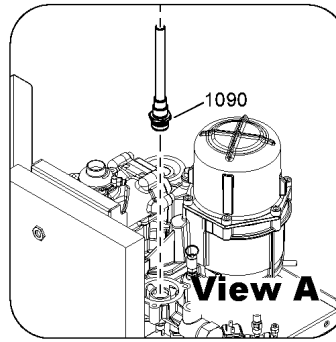


| Ref  | Part Number     | Qty   | Name           | Validity           |
|------|-----------------|---|----------------|--------------------|
| 1010 | 6211 4736 00    | 1   | FILTER HOUSING | (31/08/2022 - ...) |
|      | ●               | 1   | FILTER ELEMENT |                    |
|      | 🧰 Service kits: | 2901 3700 03 - KIT 4 3-5.5HP C43I 2000H/1YR |                |                    |
|      |                 | 2901 3700 04 - KIT 4 3-5.5HP C43I 4000H/2YR |                |                    |
|      |                 | 2901 3700 05 - KIT 3-5.5HP C43I 6000H/3YR   |                |                    |
|      |                 | 2901 3640 30 - KIT 5.5HP C43I 1PH 6000H/3YR |                |                    |
| 1050 | 2200 7399 11    | 1   | HOSE CLAMP     | (31/08/2022 - ...) |
| 1080 |                 | 1   | SEPARATOR      | (31/08/2022 - ...) |
|      | 🧰 Service kits: | 2901 3700 04 - KIT 4 3-5.5HP C43I 4000H/2YR |                |                    |
| 1090 | 2204 2138 24    | 1   | NIPPLE OSE     | (31/08/2022 - ...) |

#### Legend:

AIRREC:270L - Air receiver:270 l

MODEL:ASB5.5\_22J - Model:AS-B 5.5



## 8.4 - Air filter AS-B 7.5, AS-B 10 - Tank-mounted

(AIRREC:270L , AIRREC:500L) + (MODEL:ASB10\_22J , MODEL:ASB7.5\_22J)



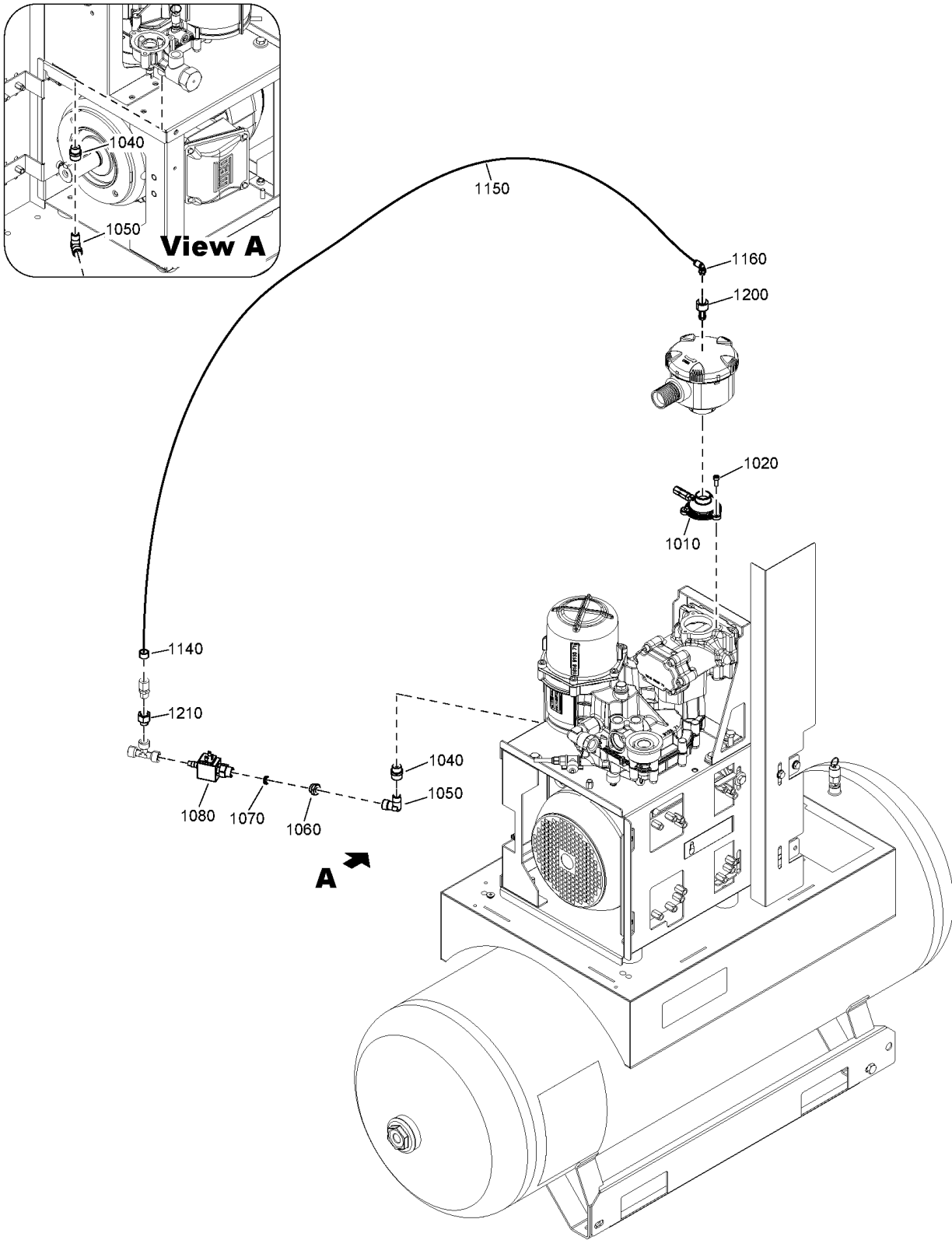
| Ref  | Part Number      | Qty  | Name           | Validity           |
|------|------------------|--|----------------|--------------------|
| 1010 | 2204 2013 03     | 1  | AIR FILTER     | (31/08/2022 - ...) |
|      | •                | 1  | FILTER ELEMENT |                    |
|      | 🛠️ Service kits: | 2901 3700 06 - KIT 7.5-10HP C43I 2000H/1YR |                |                    |
|      |                  | 2901 3700 07 - KIT 7.5-10HP C43I 4000H/2YR |                |                    |
|      |                  | 2901 3700 08 - KIT 7.5-10HP C43I 6000H/3YR |                |                    |
| 1020 | 2204 2341 00     | 1  | ADAPTER        | (31/08/2022 - ...) |
| 1050 | 2200 7399 11     | 1  | HOSE CLAMP     | (31/08/2022 - ...) |
| 1060 | 0347 6112 00     | 1  | HOSE CLAMP     | (31/08/2022 - ...) |
| 1080 |                  | 1  | SEPARATOR      | (31/08/2022 - ...) |
|      | 🛠️ Service kits: | 2901 3700 07 - KIT 7.5-10HP C43I 4000H/2YR |                |                    |
| 1090 | 2204 2138 22     | 1  | NIPPLE OSE     | (31/08/2022 - ...) |

### Legend:

AIRREC:270L - Air receiver:270 l  
MODEL:ASB7.5\_22J - Model:AS-B 7.5

AIRREC:500L - Air receiver:500 l

MODEL:ASB10\_22J - Model:AS-B 10



## 8.5 - Air inlet AS-B 5.5 - TRIV\_230V

MODEL:ASB5.5\_22J + MOVOL:TRIV\_230

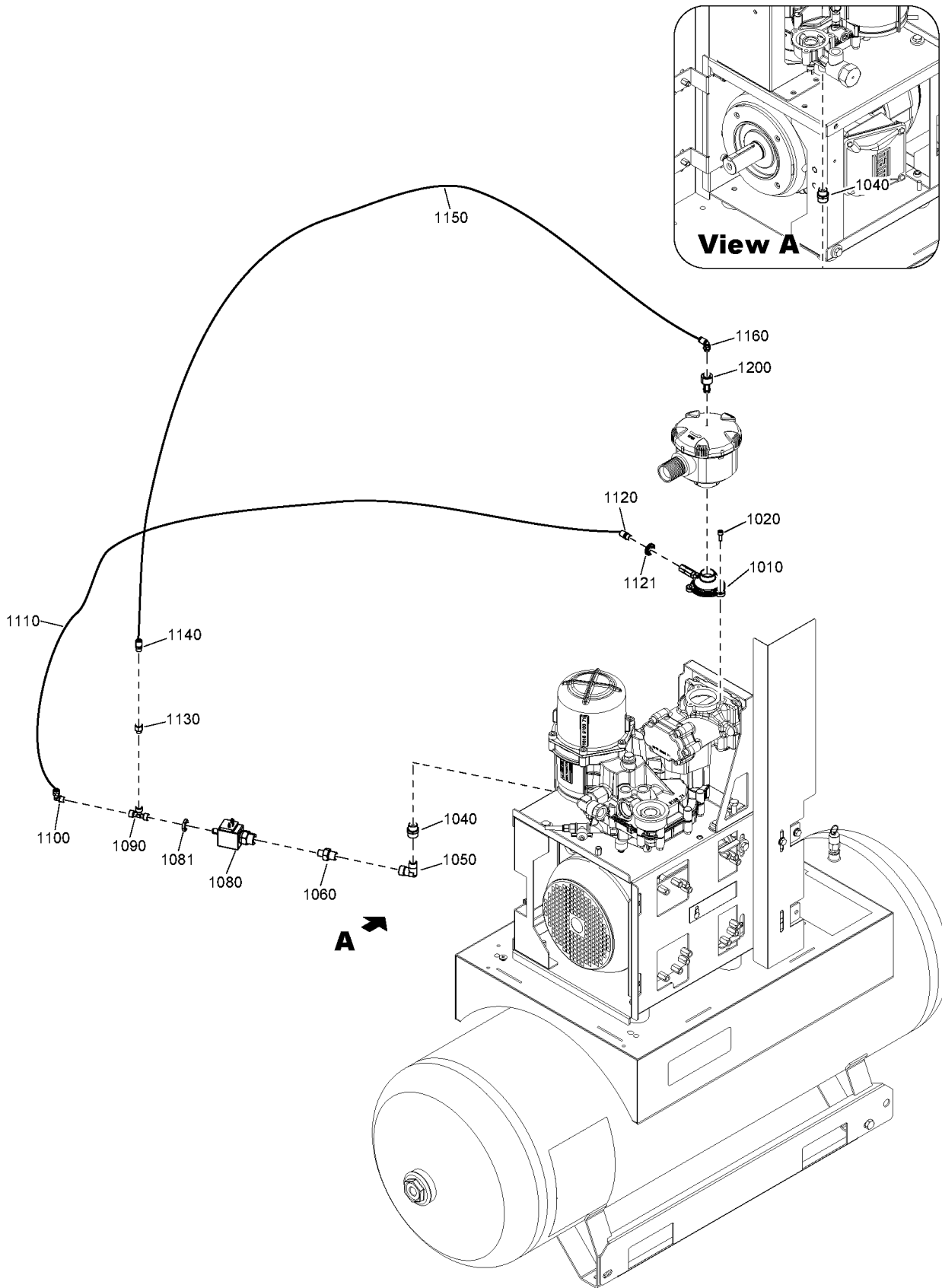


| Ref  | Part Number   | Qty  | Name                                 | Validity                  |
|------|---------------|------|--------------------------------------|---------------------------|
| 1010 |               | 1    | CHECK VALVE                          | (31/08/2022 - ...)        |
|      | Service kits: | 2901 | 3700 05 - KIT 3-5.5HP C43I 6000H/3YR |                           |
| 1020 | 0211 1246 03  | 3    | SCREW                                | (31/08/2022 - ...)        |
| 1040 | 0605 8549 95  | 1    | BUSHING                              | (31/08/2022 - ...)        |
| 1050 | 0605 9500 42  | 1    | ELBOW COUPLING                       | (31/08/2022 - ...)        |
| 1060 | 0605 8995 43  | 1    | REDUCER                              | (31/08/2022 - ...)        |
| 1070 | 0661 1000 42  | 2    | SEAL WASHER                          | (01/12/2022 - 30/12/2040) |
| 1080 | 2200 5997 71  | 1    | VALVE                                | (31/08/2022 - ...)        |
| 1140 | 0347 0103 00  | 1    | HOSE CLAMP                           | (31/08/2022 - ...)        |
| 1150 | 0070 7250 07  | AR   | PLASTIC TUBE                         | (31/08/2022 - ...)        |
| 1160 | 0583 8120 64  | 1    | ELBOW COUPLING                       | (31/08/2022 - ...)        |
| 1200 | 2204 2508 10  | 1    | ADAPTER                              | (31/08/2022 - ...)        |
| 1210 | 2204 2236 19  | 1    | NOZZLE                               | (01/12/2022 - ...)        |

### Legend:

MODEL:ASB5.5\_22J - Model:AS-B 5.5

MOVOL:TRIV\_230 - Supply voltage:TRIV\_230V



**8.6 - Air inlet AS-B 5.5 - 230V**

MODEL:ASB5.5\_22J + MOVOL:230V

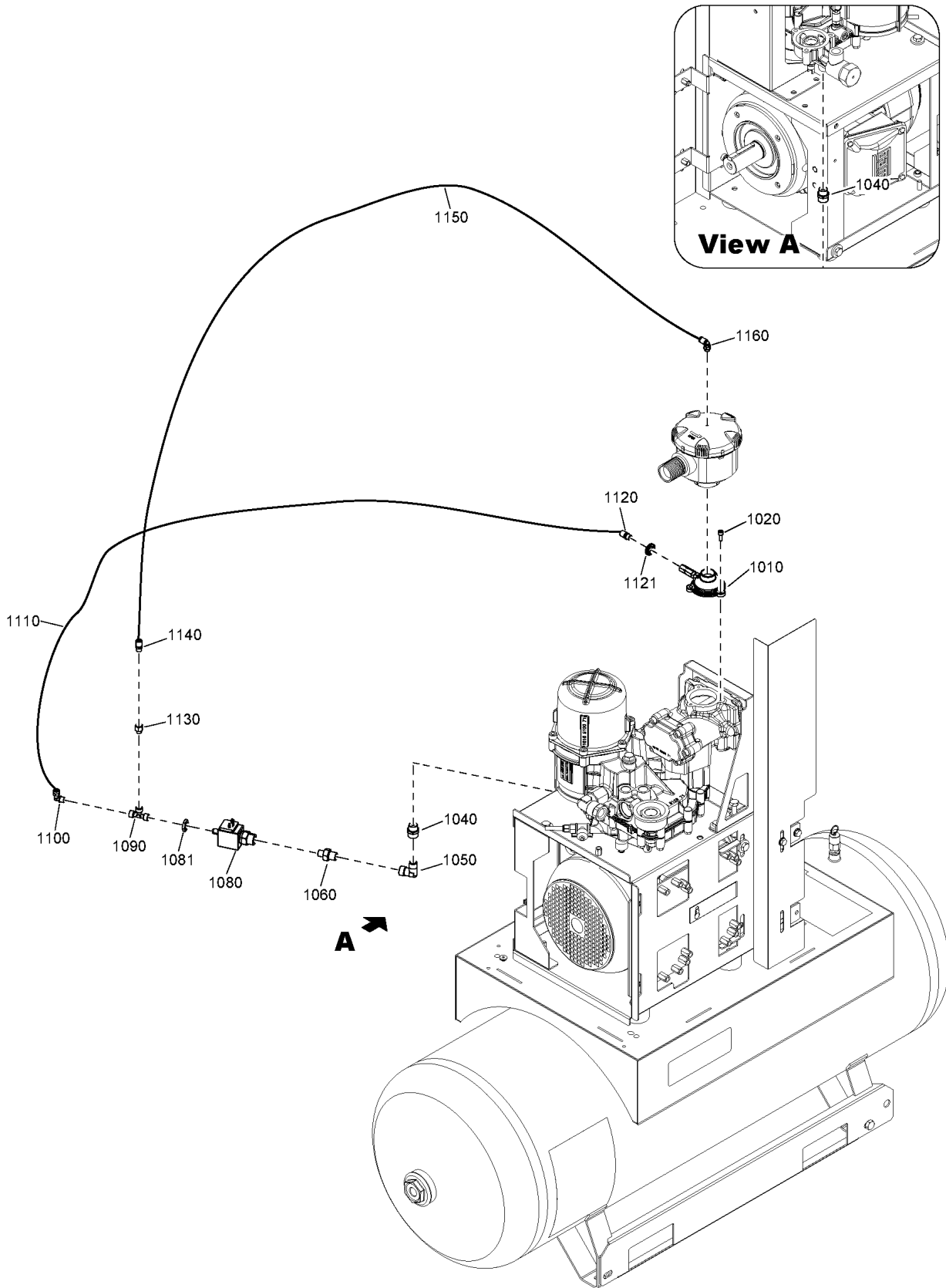


| Ref         | Part Number   | Qty          | Name                           | Validity           |
|-------------|---|--------------|--------------------------------|--------------------|
| <b>1010</b> |   | 1            | UNLOADER VALVE                 | (04/10/2022 - ...) |
|             |  Service kits: | 2901 3640 30 | - KIT 5.5HP C43I 1PH 6000H/3YR |                    |
| <b>1020</b> | 0211 1246 03  | 3            | SCREW                          | (04/10/2022 - ...) |
| <b>1040</b> | 0605 8549 95  | 1            | BUSHING                        | (04/10/2022 - ...) |
| <b>1050</b> | 0605 9500 42  | 1            | ELBOW COUPLING                 | (04/10/2022 - ...) |
| <b>1060</b> | 0603 4100 16  | 1            | NIPPLE                         | (04/10/2022 - ...) |
| <b>1080</b> | 1089 0580 30  | 1            | SOLENOID VALVE                 | (04/10/2022 - ...) |
| <b>1081</b> | 2204 2345 00  | 1            | NUT                            | (04/10/2022 - ...) |
| <b>1090</b> | 9301 0546 05  | 1            | T CONNECTION                   | (04/10/2022 - ...) |
| <b>1100</b> | 9740 2004 31  | 1            | ELBOW COUPLING                 | (04/10/2022 - ...) |
| <b>1110</b> | 0070 6002 48  | AR           | PLASTIC TUBE                   | (04/10/2022 - ...) |
| <b>1120</b> | 0583 8310 01  | 1            | COUPLING                       | (04/10/2022 - ...) |
| <b>1121</b> | 0661 1000 42  | 1            | SEAL WASHER                    | (04/10/2022 - ...) |
| <b>1130</b> | 2204 2236 19  | 1            | NOZZLE                         | (04/10/2022 - ...) |
| <b>1140</b> | 0583 8310 01  | 1            | COUPLING                       | (04/10/2022 - ...) |
| <b>1150</b> | 0070 6002 48  | AR           | PLASTIC TUBE                   | (04/10/2022 - ...) |
| <b>1160</b> | 0583 8121 98  | 1            | COUPLING                       | (04/10/2022 - ...) |
| <b>1200</b> | 2204 2508 10  | 1            | ADAPTER                        | (04/10/2022 - ...) |

**Legend:**

MODEL:ASB5.5\_22J - Model:AS-B 5.5

MOVOL:230V - Supply voltage:230 V





## 8.7 - Air inlet AS-B 7.5, (AS-B 10 - TRIV\_230V)

MODEL:ASB7.5\_22J , MODEL:ASB10\_22J + MOVOL:TRIV\_230



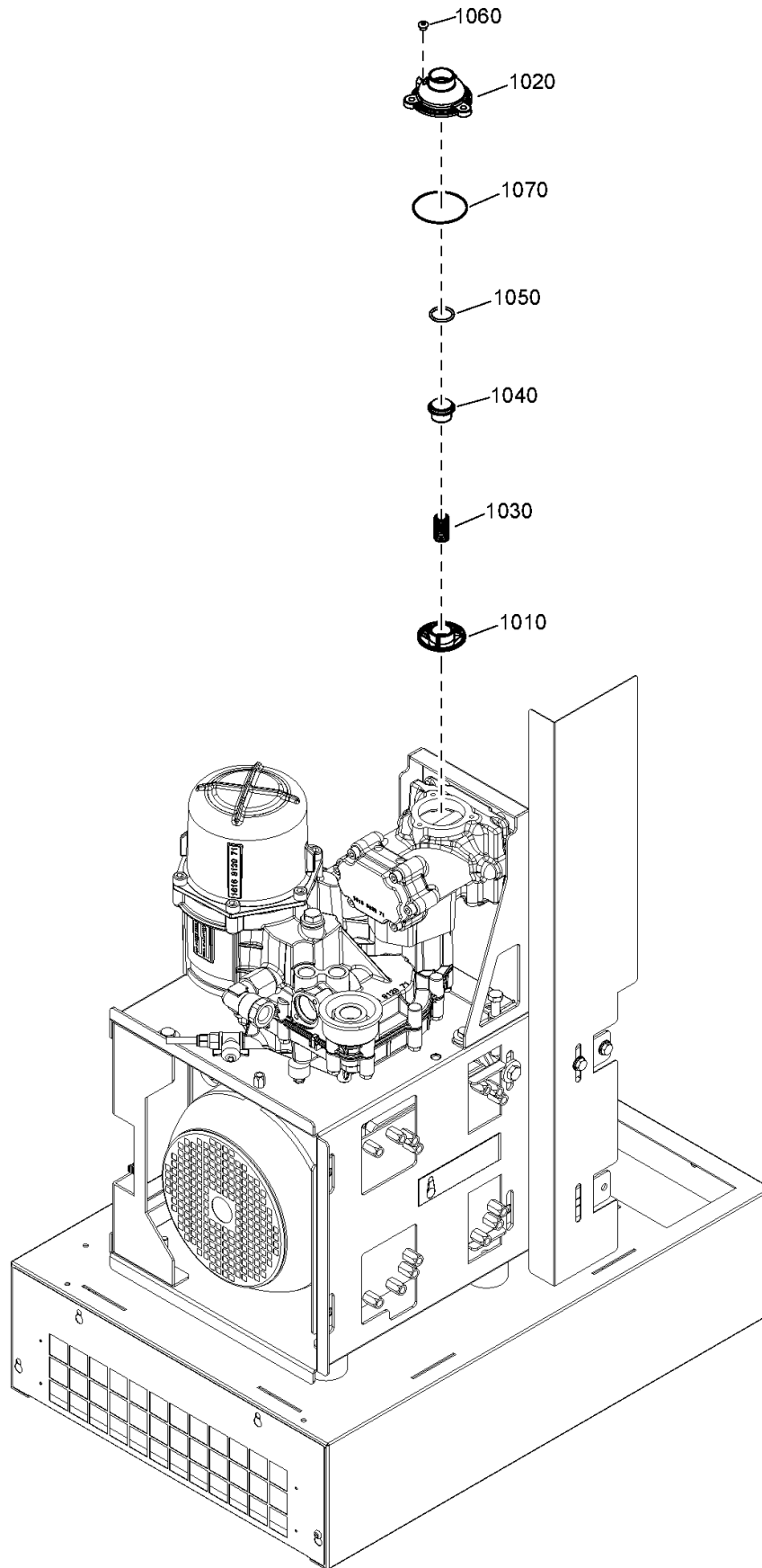
| Ref  | Part Number   | Qty  | Name                                  | Validity  |
|------|---------------|------|---------------------------------------|---|
| 1010 |               | 1    | UNLOADER VALVE                        | (31/08/2022 - 03/10/2022) MOVOL:TRIV_230 + (MODEL:ASB10_22J , MODEL:ASB7.5_22J)<br>(04/10/2022 - ...) |
|      | Service kits: | 2901 | 3700 08 - KIT 7.5-10HP C43I 6000H/3YR |   |
| 1020 | 0211 1246 03  | 3    | SCREW                                 | (31/08/2022 - 03/10/2022) MOVOL:TRIV_230 + (MODEL:ASB10_22J , MODEL:ASB7.5_22J)<br>(04/10/2022 - ...) |
| 1040 | 0605 8549 95  | 1    | BUSHING                               | (31/08/2022 - 03/10/2022) MOVOL:TRIV_230 + (MODEL:ASB10_22J , MODEL:ASB7.5_22J)<br>(04/10/2022 - ...) |
| 1050 | 0605 9500 42  | 1    | ELBOW COUPLING                        | (31/08/2022 - 03/10/2022) MOVOL:TRIV_230 + (MODEL:ASB10_22J , MODEL:ASB7.5_22J)<br>(04/10/2022 - ...) |
| 1060 | 0603 4100 16  | 1    | NIPPLE                                | (31/08/2022 - 03/10/2022) MOVOL:TRIV_230 + (MODEL:ASB10_22J , MODEL:ASB7.5_22J)<br>(04/10/2022 - ...) |
| 1080 | 1089 0580 30  | 1    | SOLENOID VALVE                        | (31/08/2022 - 03/10/2022) MOVOL:TRIV_230 + (MODEL:ASB10_22J , MODEL:ASB7.5_22J)<br>(04/10/2022 - ...) |
| 1081 | 2204 2345 00  | 1    | NUT                                   | (31/08/2022 - 03/10/2022) MOVOL:TRIV_230 + (MODEL:ASB10_22J , MODEL:ASB7.5_22J)<br>(04/10/2022 - ...) |
| 1090 | 9301 0546 05  | 1    | T CONNECTION                          | (31/08/2022 - 03/10/2022) MOVOL:TRIV_230 + (MODEL:ASB10_22J , MODEL:ASB7.5_22J)<br>(04/10/2022 - ...) |
| 1100 | 9740 2004 31  | 1    | ELBOW COUPLING                        | (31/08/2022 - 03/10/2022) MOVOL:TRIV_230 + (MODEL:ASB10_22J , MODEL:ASB7.5_22J)<br>(04/10/2022 - ...) |
| 1110 | 0070 6002 48  | AR   | PLASTIC TUBE                          | (31/08/2022 - 03/10/2022) MOVOL:TRIV_230 + (MODEL:ASB10_22J , MODEL:ASB7.5_22J)<br>(04/10/2022 - ...) |
| 1120 | 0583 8310 01  | 1    | COUPLING                              | (31/08/2022 - 03/10/2022) MOVOL:TRIV_230 + (MODEL:ASB10_22J , MODEL:ASB7.5_22J)<br>(04/10/2022 - ...) |
| 1121 | 0661 1000 42  | 1    | SEAL WASHER                           | (31/08/2022 - 03/10/2022) MOVOL:TRIV_230 + (MODEL:ASB10_22J , MODEL:ASB7.5_22J)<br>(04/10/2022 - ...) |
| 1130 | 2204 2236 19  | 1    | NOZZLE                                | (31/08/2022 - 03/10/2022) MOVOL:TRIV_230 + (MODEL:ASB10_22J , MODEL:ASB7.5_22J)<br>(04/10/2022 - ...) |
| 1140 | 0583 8310 01  | 1    | COUPLING                              | (31/08/2022 - 03/10/2022) MOVOL:TRIV_230 + (MODEL:ASB10_22J , MODEL:ASB7.5_22J)<br>(04/10/2022 - ...) |
| 1150 | 0070 6002 48  | AR   | PLASTIC TUBE                          | (31/08/2022 - 03/10/2022) MOVOL:TRIV_230 + (MODEL:ASB10_22J , MODEL:ASB7.5_22J)<br>(04/10/2022 - ...) |
| 1160 | 0583 8121 98  | 1    | COUPLING                              | (31/08/2022 - 03/10/2022) MOVOL:TRIV_230 + (MODEL:ASB10_22J , MODEL:ASB7.5_22J)<br>(04/10/2022 - ...) |

### Legend:

MODEL:ASB10\_22J - Model:AS-B 10

MODEL:ASB7.5\_22J - Model:AS-B 7.5

MOVOL:TRIV\_230 - Supply voltage:TRIV\_230V



## 8.8 - Check valve AS-B 5.5 - TRIV\_230V

MODEL:ASB5.5\_22J + MOVOL:TRIV\_230

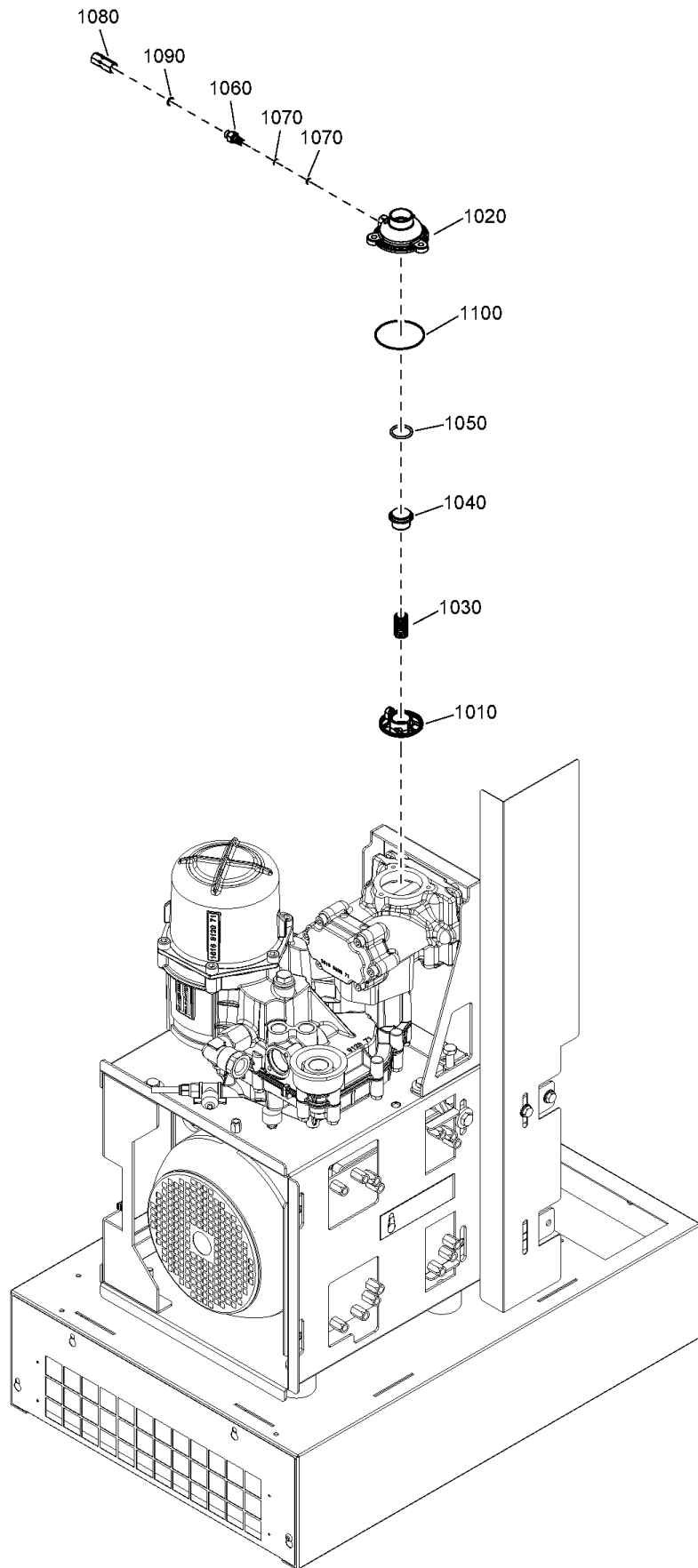


| Ref  | Part Number     | Qty                                       | Name               | Validity           |
|------|-----------------|---|--------------------|--------------------|
|      |                 | 1   | CHECK VALVE        | (31/08/2022 - ...) |
|      | 🛠 Service kits: | 2901 3700 05 - KIT 3-5.5HP C43I 6000H/3YR |                    |                    |
| 1010 | •               | 1   | SEAT CHECK         |                    |
|      | 🛠 Service kits: | 2901 3700 05 - KIT 3-5.5HP C43I 6000H/3YR |                    |                    |
| 1020 | •               | 1   | HOUSING VALVE      |                    |
|      | 🛠 Service kits: | 2901 3700 05 - KIT 3-5.5HP C43I 6000H/3YR |                    |                    |
| 1030 | •               | 1   | SPRING INLET VALVE |                    |
|      | 🛠 Service kits: | 2901 3700 05 - KIT 3-5.5HP C43I 6000H/3YR |                    |                    |
| 1040 | •               | 1   | PISTON VALVE       |                    |
|      | 🛠 Service kits: | 2901 3700 05 - KIT 3-5.5HP C43I 6000H/3YR |                    |                    |
| 1050 | •               | 1   | O-RING             |                    |
|      | 🛠 Service kits: | 2901 3700 05 - KIT 3-5.5HP C43I 6000H/3YR |                    |                    |
| 1060 | •               | 1   | PLUG               |                    |
|      | 🛠 Service kits: | 2901 3700 05 - KIT 3-5.5HP C43I 6000H/3YR |                    |                    |
| 1070 | •               | 1   | O-RING             |                    |
|      | 🛠 Service kits: | 2901 3700 05 - KIT 3-5.5HP C43I 6000H/3YR |                    |                    |

### Legend:

MODEL:ASB5.5\_22J - Model:AS-B 5.5

MOVOL:TRIV\_230 - Supply voltage:TRIV\_230V



## 8.9 - Check valve AS-B 5.5 - 230V, AS-B 7.5, (AS-B 10 - TRIV\_230V)

MODEL:ASB7.5\_22J , MODEL:ASB10\_22J + MOVOL:TRIV\_230 , MODEL:ASB5.5\_22J + MOVOL:230V



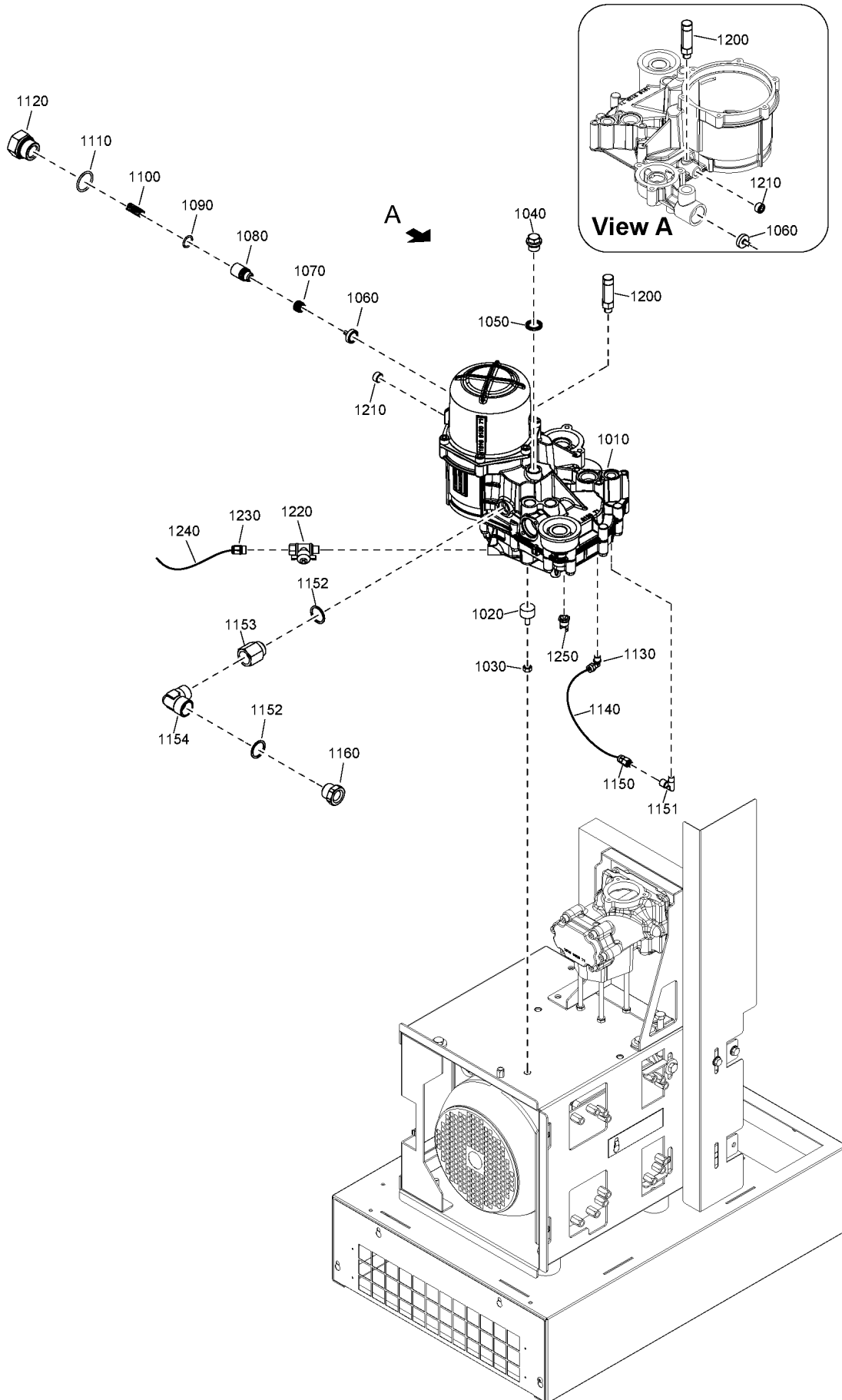
| Ref  | Part Number   | Qty   | Name               | Validity  |
|------|---------------|---|--------------------|---|
|      |               | 1   | UNLOADER           | (31/08/2022 - 03/10/2022) MOVOL:TRIV_230 + (MODEL:ASB10_22J , MODEL:ASB7.5_22J)<br>(04/10/2022 - ...) |
|      | Service kits: | 2901 3700 08 - KIT 7.5-10HP C43I 6000H/3YR<br>2901 3640 30 - KIT 5.5HP C43I 1PH 6000H/3YR |                    |   |
| 1010 | •             | 1   | UNLOADER SEAT      |   |
|      | Service kits: | 2901 3700 08 - KIT 7.5-10HP C43I 6000H/3YR<br>2901 3640 30 - KIT 5.5HP C43I 1PH 6000H/3YR |                    |   |
| 1020 | •             | 1   | HOUSING VALVE      |   |
|      | Service kits: | 2901 3700 08 - KIT 7.5-10HP C43I 6000H/3YR<br>2901 3640 30 - KIT 5.5HP C43I 1PH 6000H/3YR |                    |   |
| 1030 | •             | 1   | SPRING INLET VALVE |   |
|      | Service kits: | 2901 3700 08 - KIT 7.5-10HP C43I 6000H/3YR<br>2901 3640 30 - KIT 5.5HP C43I 1PH 6000H/3YR |                    |   |
| 1040 | •             | 1   | PISTON VALVE       |   |
|      | Service kits: | 2901 3700 08 - KIT 7.5-10HP C43I 6000H/3YR<br>2901 3640 30 - KIT 5.5HP C43I 1PH 6000H/3YR |                    |   |
| 1050 | •             | 1   | O-RING             |   |
|      | Service kits: | 2901 3700 08 - KIT 7.5-10HP C43I 6000H/3YR<br>2901 3640 30 - KIT 5.5HP C43I 1PH 6000H/3YR |                    |   |
| 1060 | •             | 1   | INLET NIPPLE       |   |
|      | Service kits: | 2901 3700 08 - KIT 7.5-10HP C43I 6000H/3YR<br>2901 3640 30 - KIT 5.5HP C43I 1PH 6000H/3YR |                    |   |
| 1070 | •             | 2   | O-RING             |   |
|      | Service kits: | 2901 3700 08 - KIT 7.5-10HP C43I 6000H/3YR<br>2901 3640 30 - KIT 5.5HP C43I 1PH 6000H/3YR |                    |   |
| 1080 | •             | 1   | NON RETURN VALVE   |   |
|      | Service kits: | 2901 3700 08 - KIT 7.5-10HP C43I 6000H/3YR<br>2901 3640 30 - KIT 5.5HP C43I 1PH 6000H/3YR |                    |   |
| 1090 | •             | 1   | O-RING             |   |
|      | Service kits: | 2901 3700 08 - KIT 7.5-10HP C43I 6000H/3YR<br>2901 3640 30 - KIT 5.5HP C43I 1PH 6000H/3YR |                    |   |
| 1100 | •             | 1   | O-RING             |   |
|      | Service kits: | 2901 3700 08 - KIT 7.5-10HP C43I 6000H/3YR<br>2901 3640 30 - KIT 5.5HP C43I 1PH 6000H/3YR |                    |   |

### Legend:







MODEL:ASB10\_22J - Model:AS-B 10  
MOVOL:230V - Supply voltage:230 V

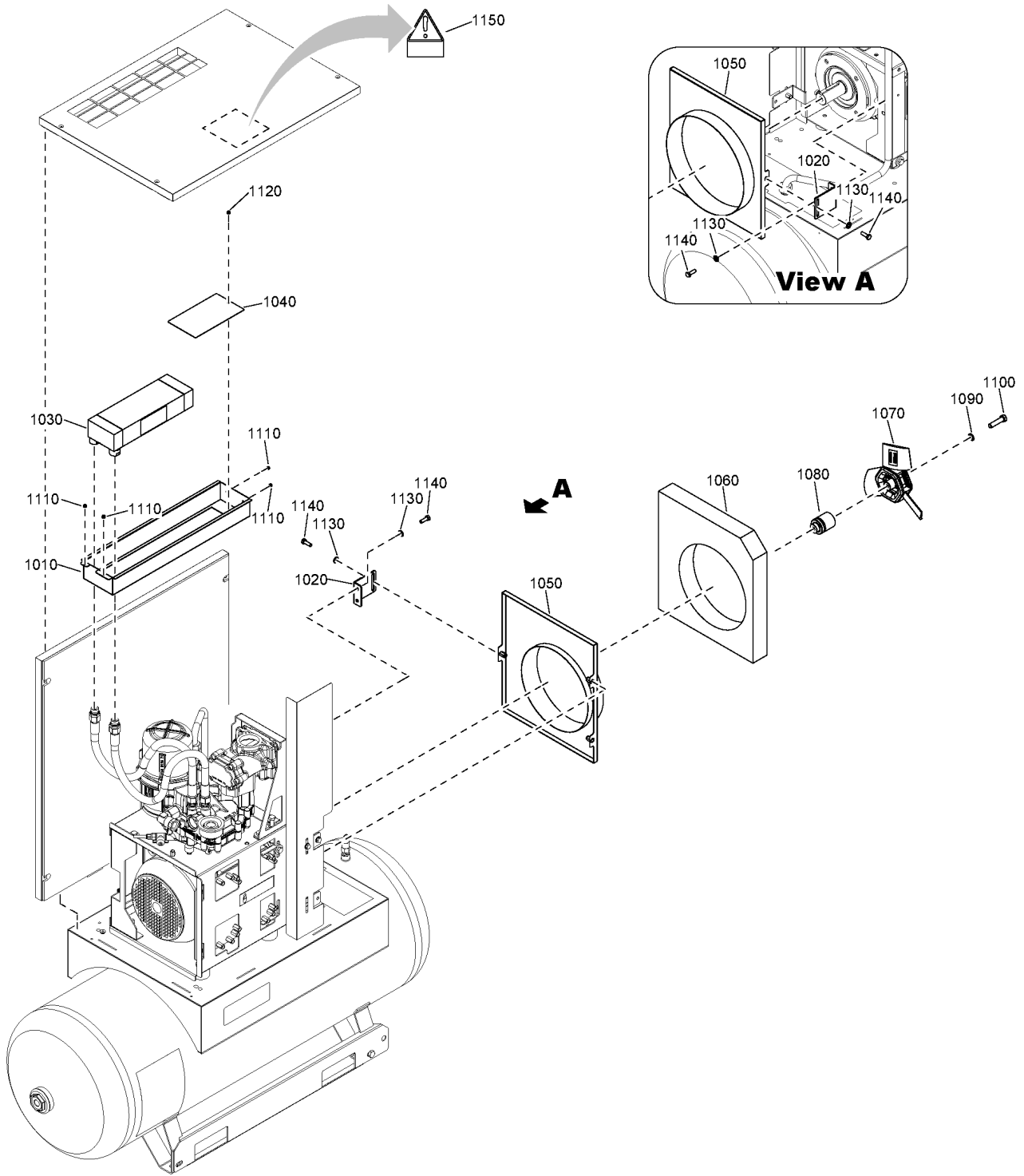
MODEL:ASB5.5\_22J - Model:AS-B 5.5  
MOVOL:TRIV\_230 - Supply voltage:TRIV\_230V

MODEL:ASB7.5\_22J - Model:AS-B 7.5



## 8.10 - Separation

| Ref  | Part Number  | Qty | Name   | Validity           |
|------|--|-----|--|--------------------|
| 1010 | 9824 1796 00   | 1   | INTEGRATED BLOCK   | (31/08/2022 - ...) |
| 1020 | 2204 2305 47   | 1   | VIBRATION DAMPER   | (31/08/2022 - ...) |
| 1030 | 0266 2110 00   | 1   | HEXAGON NUT  | (31/08/2022 - ...) |
| 1040 | 2204 2204 06   | 1   | PLUG   | (31/08/2022 - ...) |
| 1050 | 0661 1000 39   | 1   | SEAL WASHER  | (31/08/2022 - ...) |
| 1060 |  | 1   | VALVE  | (31/08/2022 - ...) |
|      |  Service kits:  |     | 2901 3700 05 - KIT 3-5.5HP C43I 6000H/3YR<br>2901 3700 08 - KIT 7.5-10HP C43I 6000H/3YR<br>2901 3640 30 - KIT 5.5HP C43I 1PH 6000H/3YR |                    |
| 1070 |  | 1   | SPRING   | (31/08/2022 - ...) |
|      |  Service kits:  |     | 2901 3700 05 - KIT 3-5.5HP C43I 6000H/3YR<br>2901 3700 08 - KIT 7.5-10HP C43I 6000H/3YR<br>2901 3640 30 - KIT 5.5HP C43I 1PH 6000H/3YR |                    |
| 1080 |  | 1   | PISTON   | (31/08/2022 - ...) |
|      |  Service kits:  |     | 2901 3700 05 - KIT 3-5.5HP C43I 6000H/3YR<br>2901 3700 08 - KIT 7.5-10HP C43I 6000H/3YR<br>2901 3640 30 - KIT 5.5HP C43I 1PH 6000H/3YR |                    |
| 1090 |  | 1   | O-RING   | (31/08/2022 - ...) |
|      |  Service kits:  |     | 2901 3700 05 - KIT 3-5.5HP C43I 6000H/3YR<br>2901 3700 08 - KIT 7.5-10HP C43I 6000H/3YR<br>2901 3640 30 - KIT 5.5HP C43I 1PH 6000H/3YR |                    |
| 1100 |  | 1   | SPRING   | (31/08/2022 - ...) |
|      |  Service kits:  |     | 2901 3700 05 - KIT 3-5.5HP C43I 6000H/3YR<br>2901 3700 08 - KIT 7.5-10HP C43I 6000H/3YR<br>2901 3640 30 - KIT 5.5HP C43I 1PH 6000H/3YR |                    |
| 1110 |  | 1   | O-RING   | (31/08/2022 - ...) |
|      |  Service kits: |     | 2901 3700 05 - KIT 3-5.5HP C43I 6000H/3YR<br>2901 3700 08 - KIT 7.5-10HP C43I 6000H/3YR<br>2901 3640 30 - KIT 5.5HP C43I 1PH 6000H/3YR |                    |
| 1120 | 1629 0072 16   | 1   | HOUSING  | (31/08/2022 - ...) |
| 1130 | 9740 2004 31   | 1   | ELBOW COUPLING   | (31/08/2022 - ...) |
| 1140 | 0070 6002 48   | AR  | PLASTIC TUBE   | (31/08/2022 - ...) |
| 1150 | 2204 1546 01   | 1   | CHECK VALVE  | (31/08/2022 - ...) |
| 1151 | 1503 2565 01   | 1   | ELBOW  | (31/08/2022 - ...) |
| 1152 | 0653 0500 88   | 1   | COPPER WASHER  | (31/08/2022 - ...) |
| 1153 | 2204 2305 09   | 1   | NIPPLE   | (31/08/2022 - ...) |
| 1154 | 0605 9500 09   | 1   | FITTING  | (31/08/2022 - ...) |
| 1160 | 2200 7599 10   | 1   | PLUG LEVEL SIGHT   | (31/08/2022 - ...) |
| 1200 | 2200 9507 77   | 1   | SAFETY VALVE   | (31/08/2022 - ...) |
| 1210 | 0686 3115 55   | 1   | PLUG   | (31/08/2022 - ...) |
| 1220 | 0852 0010 45   | 1   | DRAIN COCK   | (31/08/2022 - ...) |
| 1230 | 0583 8100 69   | 1   | COUPLING   | (31/08/2022 - ...) |
| 1240 | 0070 6002 09   | AR  | PLASTIC TUBE   | (31/08/2022 - ...) |
| 1250 | 2204 1209 01   | 1   | TEMPERATURE SWITCH (TERMIX)  | (31/08/2022 - ...) |





**9 - Cooling AS-B 5.5**

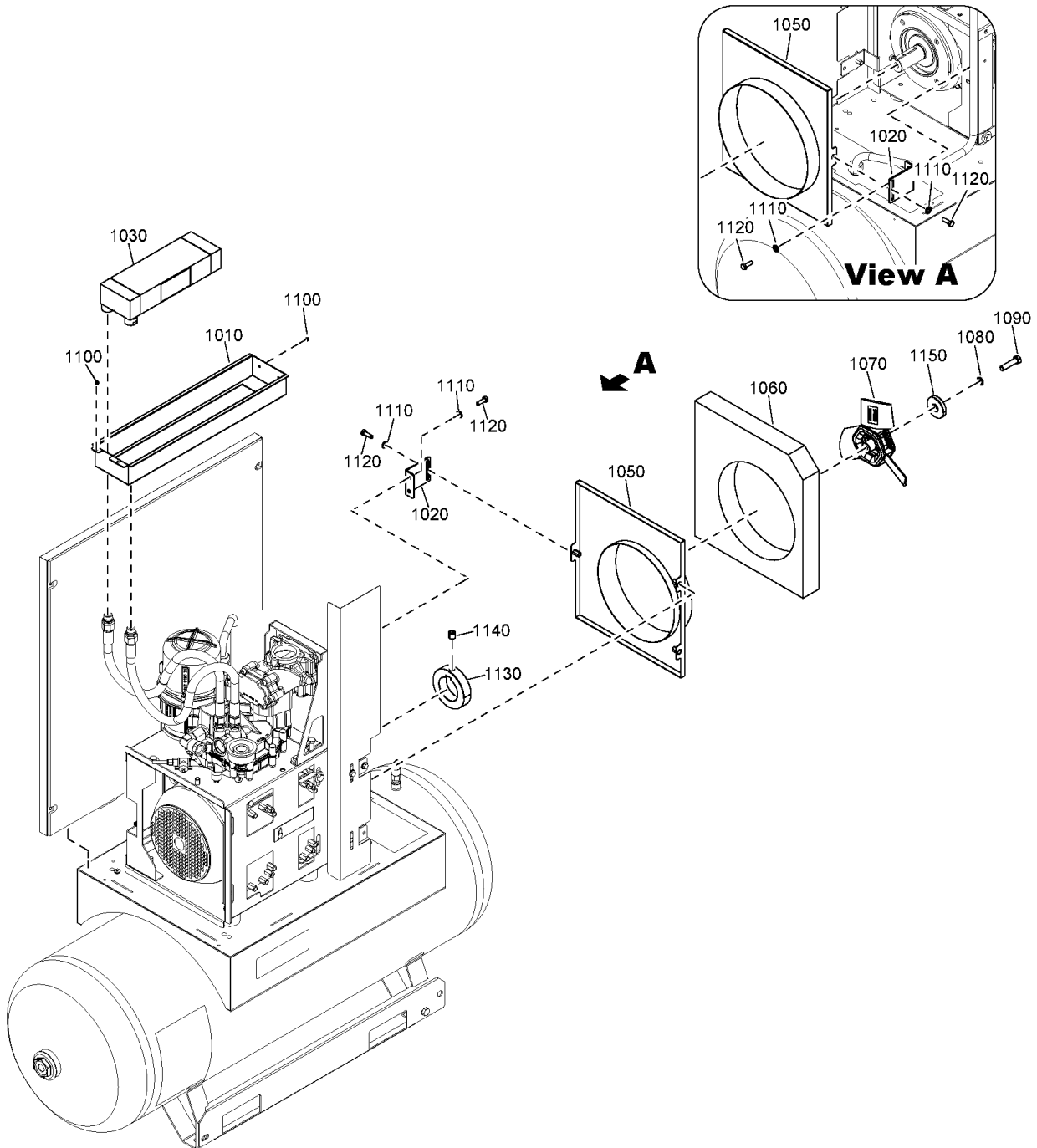
MODEL:ASB5.5\_22J + (AIRREC:270L , AIRREC:N)



| Ref  | Part Number  | Qty | Name            | Validity   |
|------|--------------|-----|-----------------|--|
| 1010 | 2204 2204 31 | 1   | SUPPORT         | (31/08/2022 - 03/10/2022) MOVOL:TRIV_230<br>(04/10/2022 - ...) |
| 1020 | 2204 2204 20 | 1   | STIRRUP         | (31/08/2022 - 03/10/2022) MOVOL:TRIV_230<br>(04/10/2022 - ...) |
| 1030 | 1091 6319 32 | 1   | COOLER          | (31/08/2022 - 03/10/2022) MOVOL:TRIV_230<br>(04/10/2022 - ...) |
| 1040 | 2204 2204 95 | 1   | COOLER PLATE    | (31/08/2022 - 03/10/2022) MOVOL:TRIV_230<br>(04/10/2022 - ...) |
| 1050 | 2204 2204 18 | 1   | COOLING DUCT    | (31/08/2022 - ...) MOVOL:TRIV_230                              |
| 1050 | 2204 2204 16 | 1   | COOLING DUCT    | (04/10/2022 - ...) MOVOL:230V                                  |
| 1060 | 2204 2204 19 | 1   | INSULATING FOAM | (31/08/2022 - ...) MOVOL:TRIV_230                              |
| 1060 | 2204 2204 17 | 1   | INSULATING FOAM | (04/10/2022 - ...) MOVOL:230V                                  |
| 1070 | 2200 9005 31 | 1   | FAN             | (31/08/2022 - ...) MOVOL:TRIV_230                              |
| 1070 | 2200 9005 28 | 1   | FAN             | (04/10/2022 - ...) MOVOL:230V                                  |
| 1080 | 2202 2608 59 | 1   | HUB             | (31/08/2022 - 03/10/2022) MOVOL:TRIV_230<br>(04/10/2022 - ...) |
| 1090 | 0333 4232 00 | 1   | WASHER          | (31/08/2022 - 03/10/2022) MOVOL:TRIV_230<br>(04/10/2022 - ...) |
| 1100 | 2200 7102 10 | 1   | SCREW           | (31/08/2022 - 03/10/2022) MOVOL:TRIV_230<br>(04/10/2022 - ...) |
| 1110 | 0129 3270 40 | 4   | BLIND RIVET     | (31/08/2022 - 03/10/2022) MOVOL:TRIV_230<br>(04/10/2022 - ...) |
| 1120 | 0129 3270 40 | 1   | BLIND RIVET     | (31/08/2022 - 03/10/2022) MOVOL:TRIV_230<br>(04/10/2022 - ...) |
| 1130 | 2202 9045 01 | 3   | WASHER          | (31/08/2022 - 03/10/2022) MOVOL:TRIV_230<br>(04/10/2022 - ...) |
| 1140 | 0147 1325 03 | 3   | SCREW           | (31/08/2022 - 03/10/2022) MOVOL:TRIV_230<br>(04/10/2022 - ...) |
| 1150 | 2202 2610 15 | 1   | LABEL           | (31/08/2022 - 03/10/2022) MOVOL:TRIV_230<br>(04/10/2022 - ...) |

**Legend:**AIRREC:270L - Air receiver:270 l  
MOVOL:230V - Supply voltage:230 VAIRREC:N - Air receiver:None  
MOVOL:TRIV\_230 - Supply voltage:TRIV\_230V

MODEL:ASB5.5\_22J - Model:AS-B 5.5



**10 - Cooling AS-B 7.5 - 230V**

MODEL:ASB7.5\_22J + MOVOL:230V

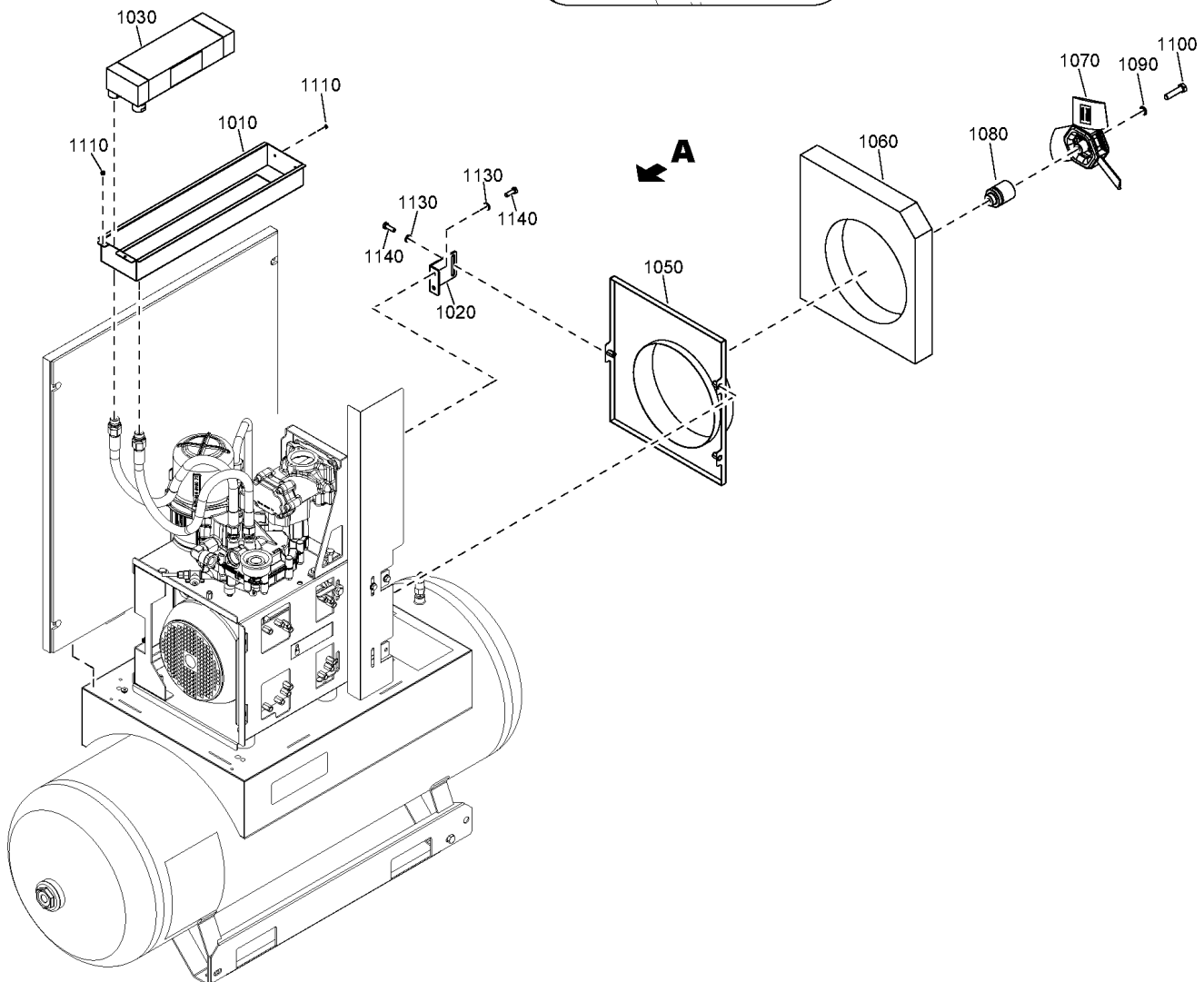
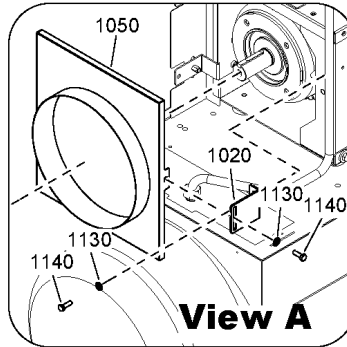


| Ref  | Part Number  | Qty | Name            | Validity           |
|------|--------------|-----|-----------------|--------------------|
| 1010 | 2204 2204 31 | 1   | SUPPORT         | (04/10/2022 - ...) |
| 1020 | 2204 2204 20 | 1   | STIRRUP         | (04/10/2022 - ...) |
| 1030 | 1091 6319 33 | 1   | COOLER          | (04/10/2022 - ...) |
| 1050 | 2204 2204 14 | 1   | COOLING DUCT    | (04/10/2022 - ...) |
| 1060 | 2204 2204 15 | 1   | INSULATING FOAM | (04/10/2022 - ...) |
| 1070 | 2202 7043 04 | 1   | FAN             | (04/10/2022 - ...) |
| 1080 | 0333 4232 00 | 1   | WASHER          | (09/01/2023 - ...) |
| 1090 | 0147 1963 48 | 1   | SCREW           | (09/01/2023 - ...) |
| 1100 | 0129 3270 40 | 4   | BLIND RIVET     | (04/10/2022 - ...) |
| 1110 | 2202 9045 01 | 3   | WASHER          | (04/10/2022 - ...) |
| 1120 | 0147 1325 03 | 3   | SCREW           | (04/10/2022 - ...) |
| 1130 | 2202 7488 00 | 1   | SPACER          | (04/10/2022 - ...) |
| 1140 | 0194 1319 00 | 1   | SET SCREW       | (04/10/2022 - ...) |
| 1150 | 2202 7489 00 | 1   | SPACER FAN      | (09/01/2023 - ...) |

**Legend:**

MODEL:ASB7.5\_22J - Model:AS-B 7.5

MOVOL:230V - Supply voltage:230 V



---

**11 - Cooling AS-B 7.5 - TRIV\_230V**

MODEL:ASB7.5\_22J + MOVOL:TRIV\_230



---

| Ref  | Part Number  | Qty | Name            | Validity           |
|------|--------------|-----|-----------------|--------------------|
| 1010 | 2204 2204 31 | 1   | SUPPORT         | (31/08/2022 - ...) |
| 1020 | 2204 2204 20 | 1   | STIRRUP         | (31/08/2022 - ...) |
| 1030 | 1091 6319 33 | 1   | COOLER          | (31/08/2022 - ...) |
| 1050 | 2204 2204 16 | 1   | COOLING DUCT    | (31/08/2022 - ...) |
| 1060 | 2204 2204 17 | 1   | INSULATING FOAM | (31/08/2022 - ...) |
| 1070 | 2200 9005 28 | 1   | FAN             | (31/08/2022 - ...) |
| 1080 | 2202 2608 59 | 1   | HUB             | (31/08/2022 - ...) |
| 1090 | 0333 4232 00 | 1   | WASHER          | (31/08/2022 - ...) |
| 1100 | 2200 7102 10 | 1   | SCREW           | (31/08/2022 - ...) |
| 1110 | 0129 3270 40 | 4   | BLIND RIVET     | (31/08/2022 - ...) |
| 1130 | 2202 9045 01 | 3   | WASHER          | (31/08/2022 - ...) |
| 1140 | 0147 1325 03 | 3   | SCREW           | (31/08/2022 - ...) |

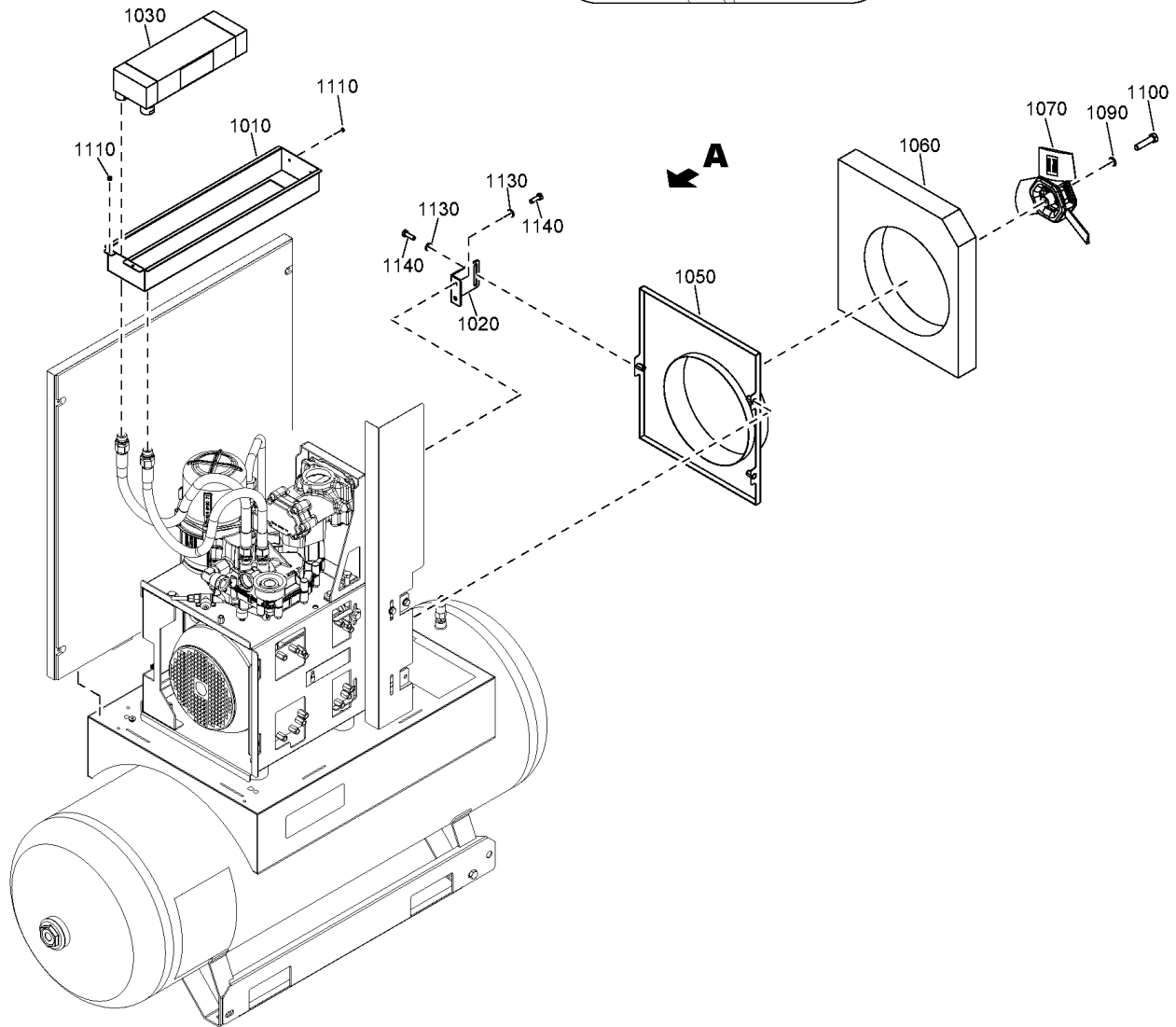
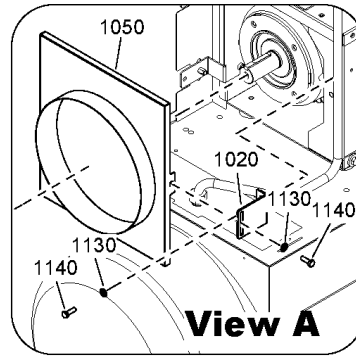
---

**Legend:**

MODEL:ASB7.5\_22J - Model:AS-B 7.5

MOVOL:TRIV\_230 - Supply voltage:TRIV\_230V

---



**12 - Cooling AS-B 10**

MODEL:ASB10\_22J + MOVOL:TRIV\_230

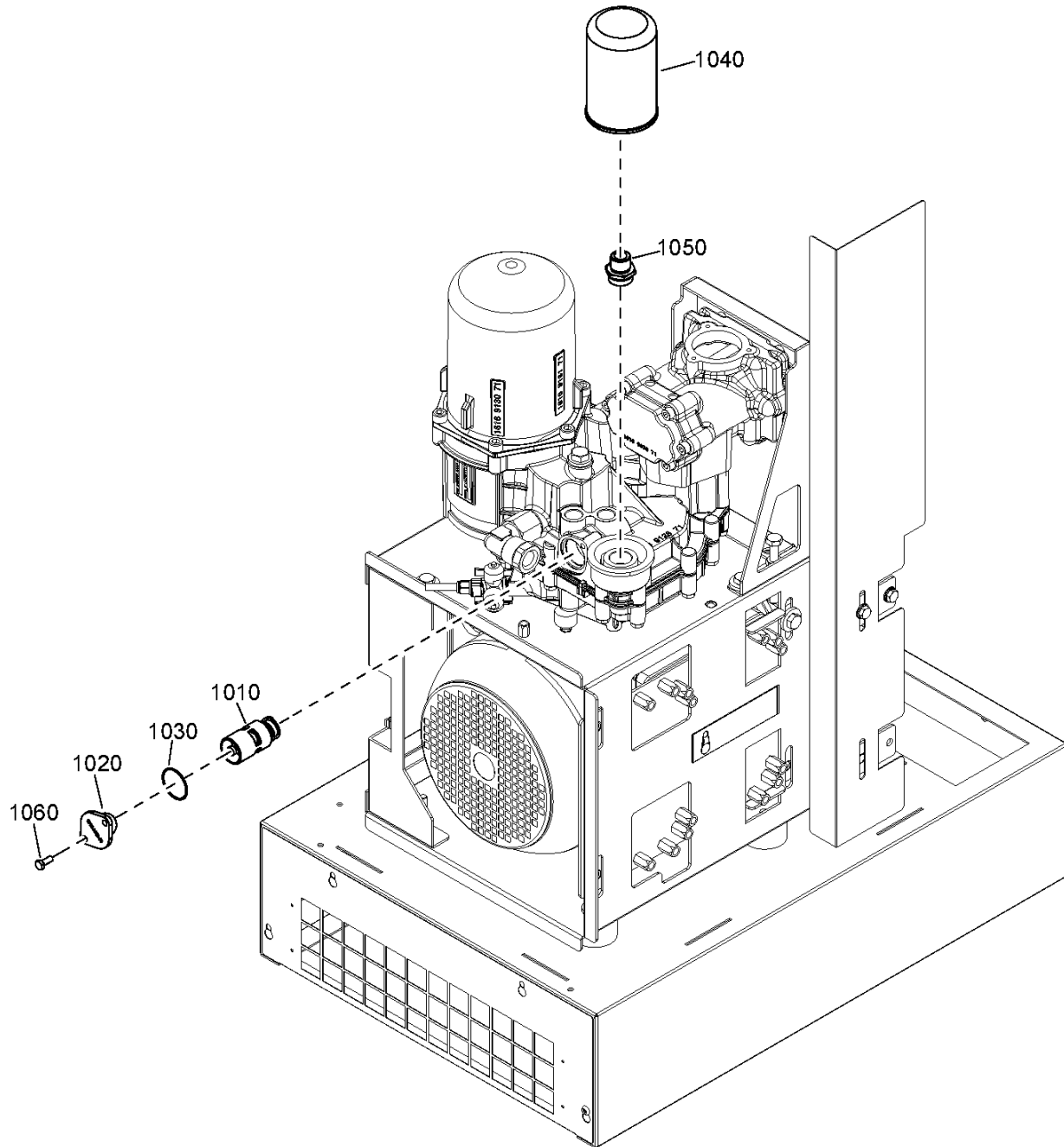


| Ref  | Part Number  | Qty | Name            | Validity           |
|------|--------------|-----|-----------------|--------------------|
| 1010 | 2204 2204 31 | 1   | SUPPORT         | (31/08/2022 - ...) |
| 1020 | 2204 2204 20 | 1   | STIRRUP         | (31/08/2022 - ...) |
| 1030 | 1091 6319 33 | 1   | COOLER          | (31/08/2022 - ...) |
| 1050 | 2204 2204 14 | 1   | COOLING DUCT    | (31/08/2022 - ...) |
| 1060 | 2204 2204 15 | 1   | INSULATING FOAM | (31/08/2022 - ...) |
| 1070 | 2202 7043 04 | 1   | FAN             | (31/08/2022 - ...) |
| 1090 | 0333 3100 19 | 1   | LOCK WASHER     | (31/08/2022 - ...) |
| 1100 | 0147 1405 03 | 1   | SCREW           | (31/08/2022 - ...) |
| 1110 | 0129 3270 40 | 4   | BLIND RIVET     | (31/08/2022 - ...) |
| 1130 | 2202 9045 01 | 3   | WASHER          | (31/08/2022 - ...) |
| 1140 | 0147 1325 03 | 3   | SCREW           | (31/08/2022 - ...) |

**Legend:**

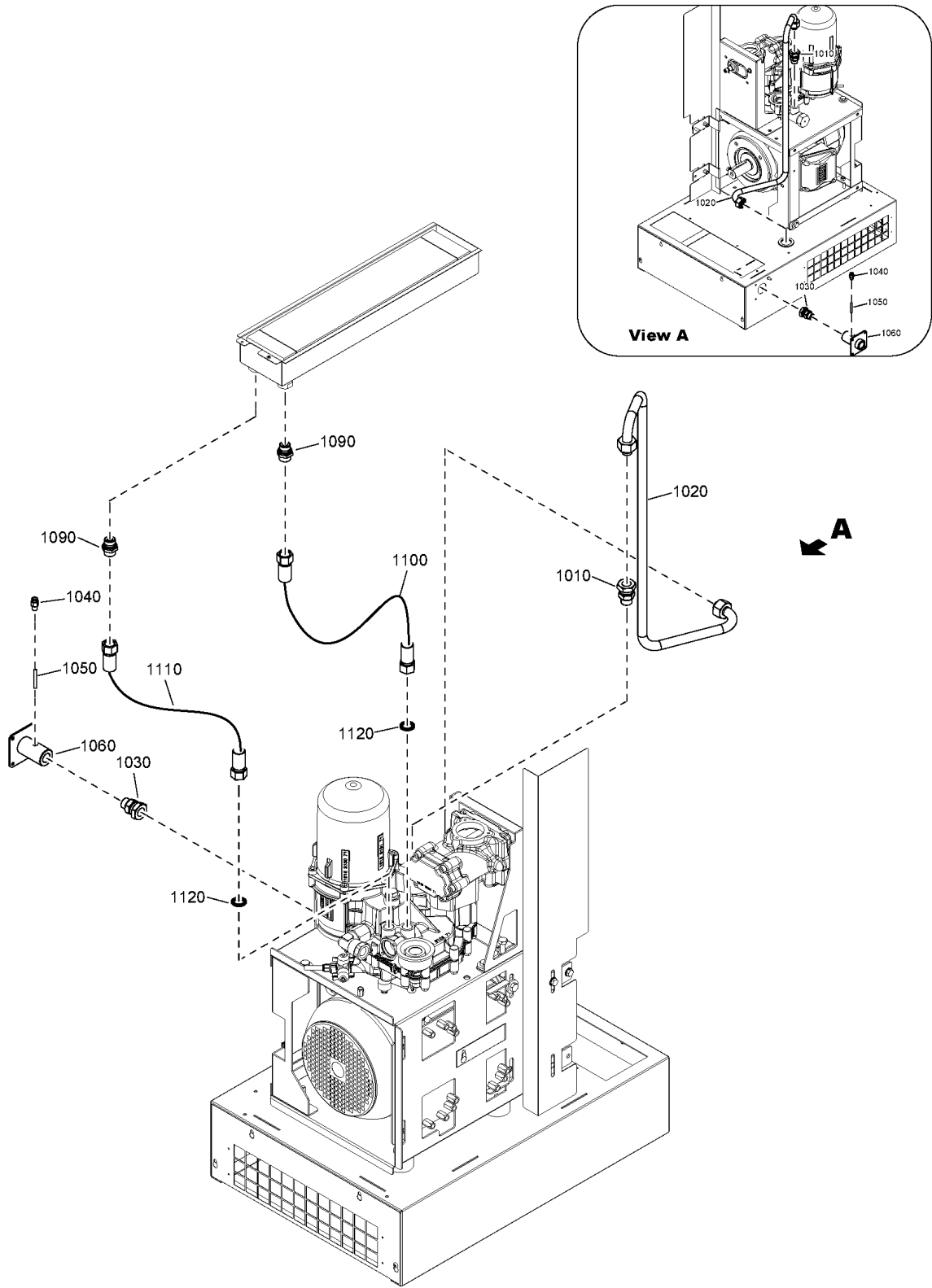
MODEL:ASB10\_22J - Model:AS-B 10

MOVOL:TRIV\_230 - Supply voltage:TRIV\_230V





| Ref         | Part Number          | Qty | Name   | Validity           |
|-------------|----------------------|-----|--|--------------------|
| <b>1010</b> |                      | 1   | THERMOSTATIC VALVE 60°C  | (31/08/2022 - ...) |
|             | <b>Service kits:</b> |     | 2901 3700 05 - KIT 3-5.5HP C43I 6000H/3YR<br>2901 3700 08 - KIT 7.5-10HP C43I 6000H/3YR<br>2901 3640 30 - KIT 5.5HP C43I 1PH 6000H/3YR   |                    |
| <b>1020</b> | 1614 6118 00         | 1   | COVER  | (31/08/2022 - ...) |
| <b>1030</b> |                      | 1   | O-RING   | (31/08/2022 - ...) |
|             | <b>Service kits:</b> |     | 2901 3700 05 - KIT 3-5.5HP C43I 6000H/3YR<br>2901 3700 08 - KIT 7.5-10HP C43I 6000H/3YR<br>2901 3640 30 - KIT 5.5HP C43I 1PH 6000H/3YR   |                    |
| <b>1040</b> |                      | 1   | OIL FILTER   | (31/08/2022 - ...) |
|             | <b>Service kits:</b> |     | 2901 3700 03 - KIT 4 3-5.5HP C43I 2000H/1YR<br>2901 3700 04 - KIT 4 3-5.5HP C43I 4000H/2YR<br>2901 3700 05 - KIT 3-5.5HP C43I 6000H/3YR<br>2901 3700 06 - KIT 7.5-10HP C43I 2000H/1YR<br>2901 3700 07 - KIT 7.5-10HP C43I 4000H/2YR<br>2901 3700 08 - KIT 7.5-10HP C43I 6000H/3YR<br>2901 3640 30 - KIT 5.5HP C43I 1PH 6000H/3YR |                    |
| <b>1050</b> | 2202 9287 03         | 1   | NIPPLE   | (31/08/2022 - ...) |
| <b>1060</b> | 0147 1246 03         | 2   | SCREW  | (31/08/2022 - ...) |



## 14 - Fluid transportation Floor-mounted

AIRREC:N + IDRY:N

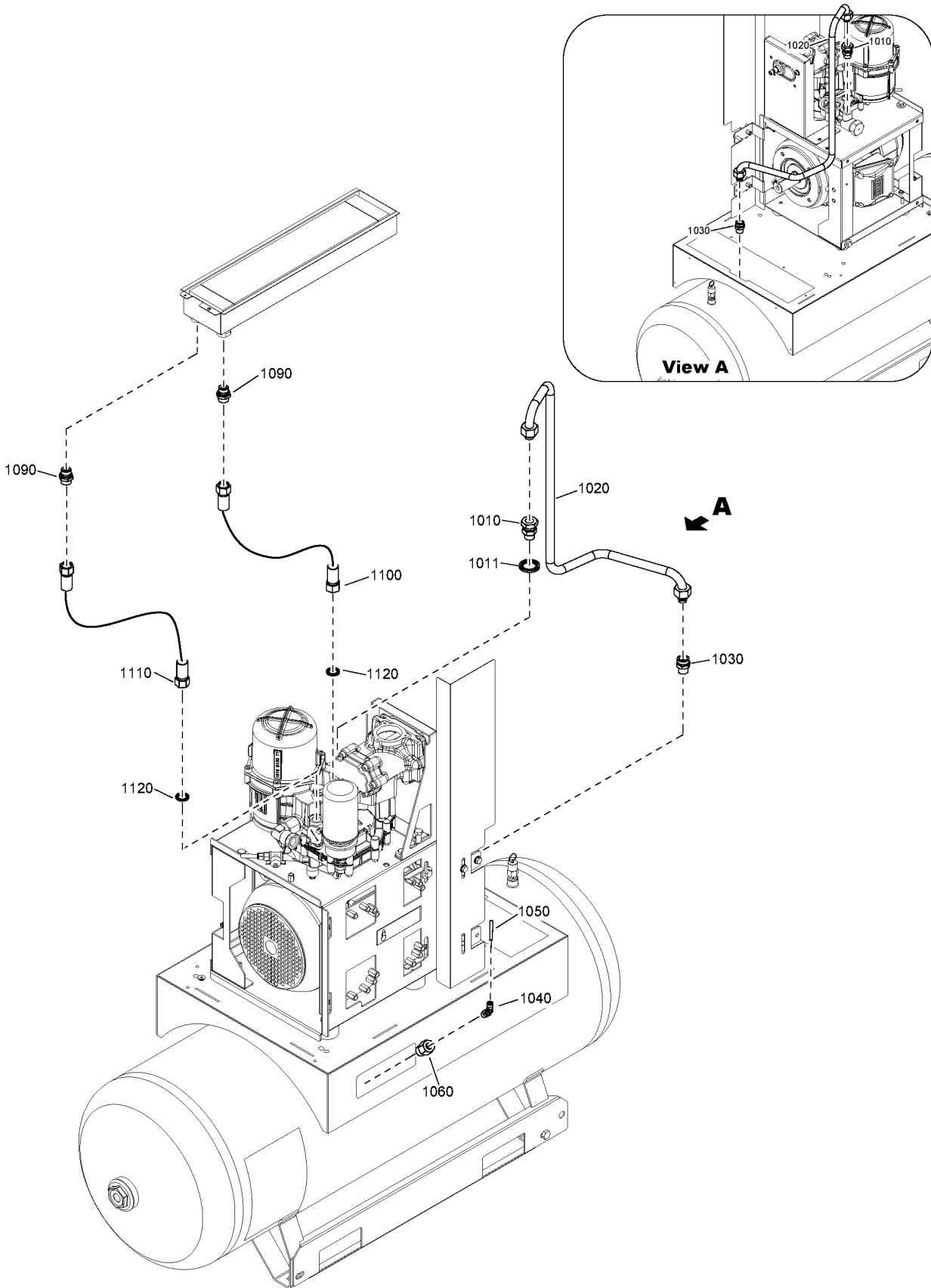


| Ref  | Part Number  | Qty | Name         | Validity           |
|------|--------------|-----|--------------|--------------------|
| 1010 | 0580 0014 52 | 1   | ADAPTER      | (31/08/2022 - ...) |
| 1020 | 2204 2204 24 | 1   | PIPE         | (31/08/2022 - ...) |
| 1030 | 0580 0014 52 | 1   | ADAPTER      | (31/08/2022 - ...) |
| 1040 | 0583 8100 64 | 1   | COUPLING     | (31/08/2022 - ...) |
| 1050 | 0070 6002 04 | AR  | PLASTIC TUBE | (31/08/2022 - ...) |
| 1060 | 2202 2604 43 | 1   | SLEEVE       | (31/08/2022 - ...) |
| 1090 | 0580 0015 40 | 2   | NIPPLE       | (31/08/2022 - ...) |
| 1100 | 2204 2305 35 | 1   | FLEXIBLE     | (31/08/2022 - ...) |
| 1110 | 2204 2305 34 | 1   | FLEXIBLE     | (31/08/2022 - ...) |
| 1120 | 0661 1000 39 | 2   | SEAL WASHER  | (31/08/2022 - ...) |

### Legend:

AIRREC:N - Air receiver:None

IDRY:N - Integrated dryer:No



## 15 - Fluid transportation Tank-mounted - Without dryer

IDRY:N + (AIRREC:270L , AIRREC:500L + (MODEL:ASB10\_22J , MODEL:ASB7.5\_22J))



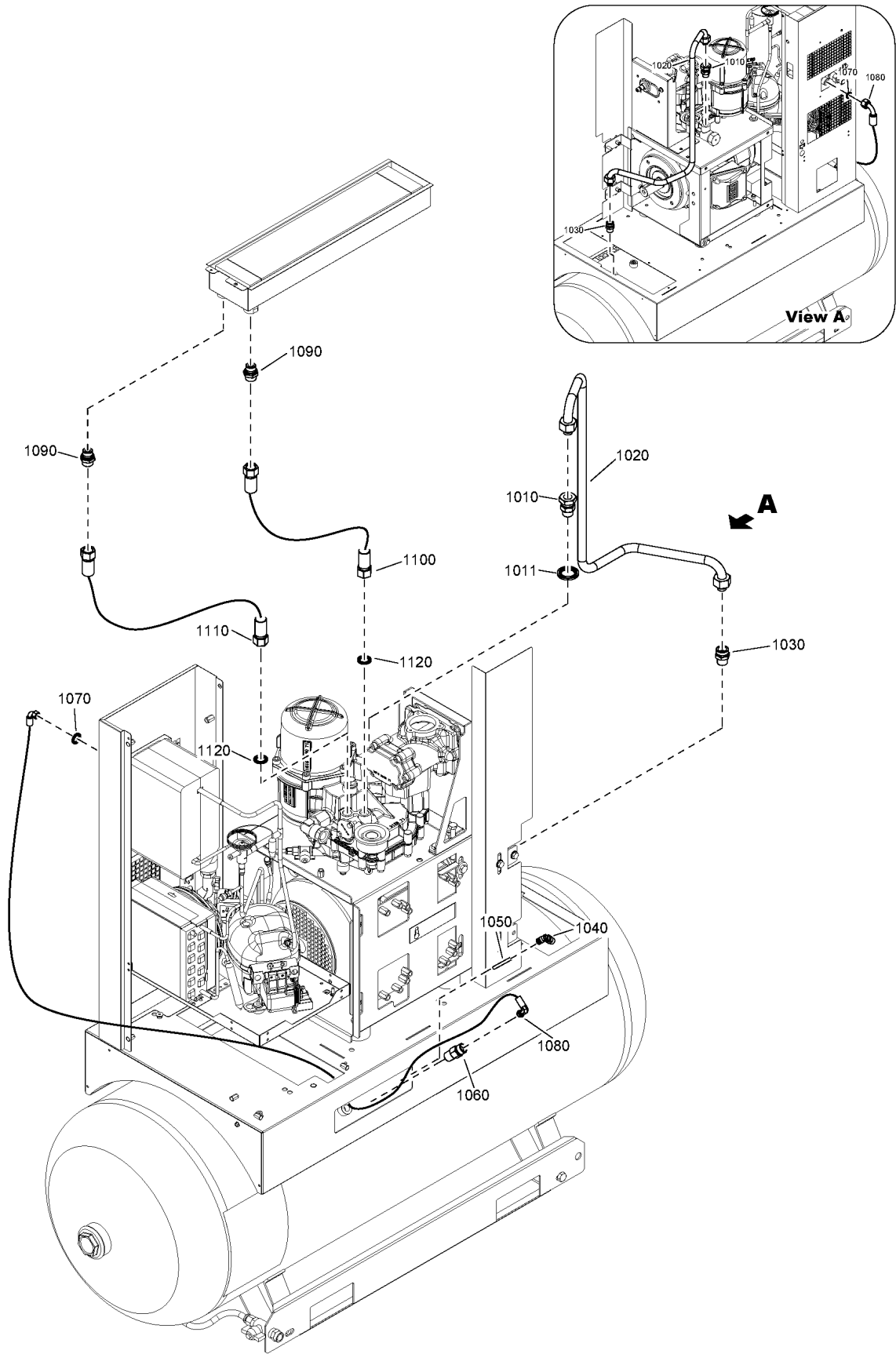
| Ref  | Part Number  | Qty | Name         | Validity           |
|------|--------------|-----|--------------|--------------------|
| 1010 | 0571 0035 76 | 1   | NIPPLE       | (31/08/2022 - ...) |
| 1011 | 0661 1000 39 | 1   | SEAL WASHER  | (31/08/2022 - ...) |
| 1020 | 2204 2392 27 | 1   | FLEXIBLE     | (31/08/2022 - ...) |
| 1030 | 1503 1225 00 | 1   | NIPPLE       | (31/08/2022 - ...) |
| 1040 | 0583 8120 93 | 1   | COUPLING     | (31/08/2022 - ...) |
| 1050 | 0070 6002 04 | AR  | PLASTIC TUBE | (31/08/2022 - ...) |
| 1060 | 2200 7506 43 | 1   | REDUCER      | (31/08/2022 - ...) |
| 1090 | 0580 0015 40 | 2   | NIPPLE       | (31/08/2022 - ...) |
| 1100 | 2204 2305 35 | 1   | FLEXIBLE     | (31/08/2022 - ...) |
| 1110 | 2204 2305 34 | 1   | FLEXIBLE     | (31/08/2022 - ...) |
| 1120 | 0661 1000 39 | 2   | SEAL WASHER  | (31/08/2022 - ...) |

### Legend:

AIRREC:270L - Air receiver:270 l  
MODEL:ASB10\_22J - Model:AS-B 10

AIRREC:500L - Air receiver:500 l  
MODEL:ASB7.5\_22J - Model:AS-B 7.5

IDRY:N - Integrated dryer:No



**16 - Fluid transportation Tank-mounted - With dryer**

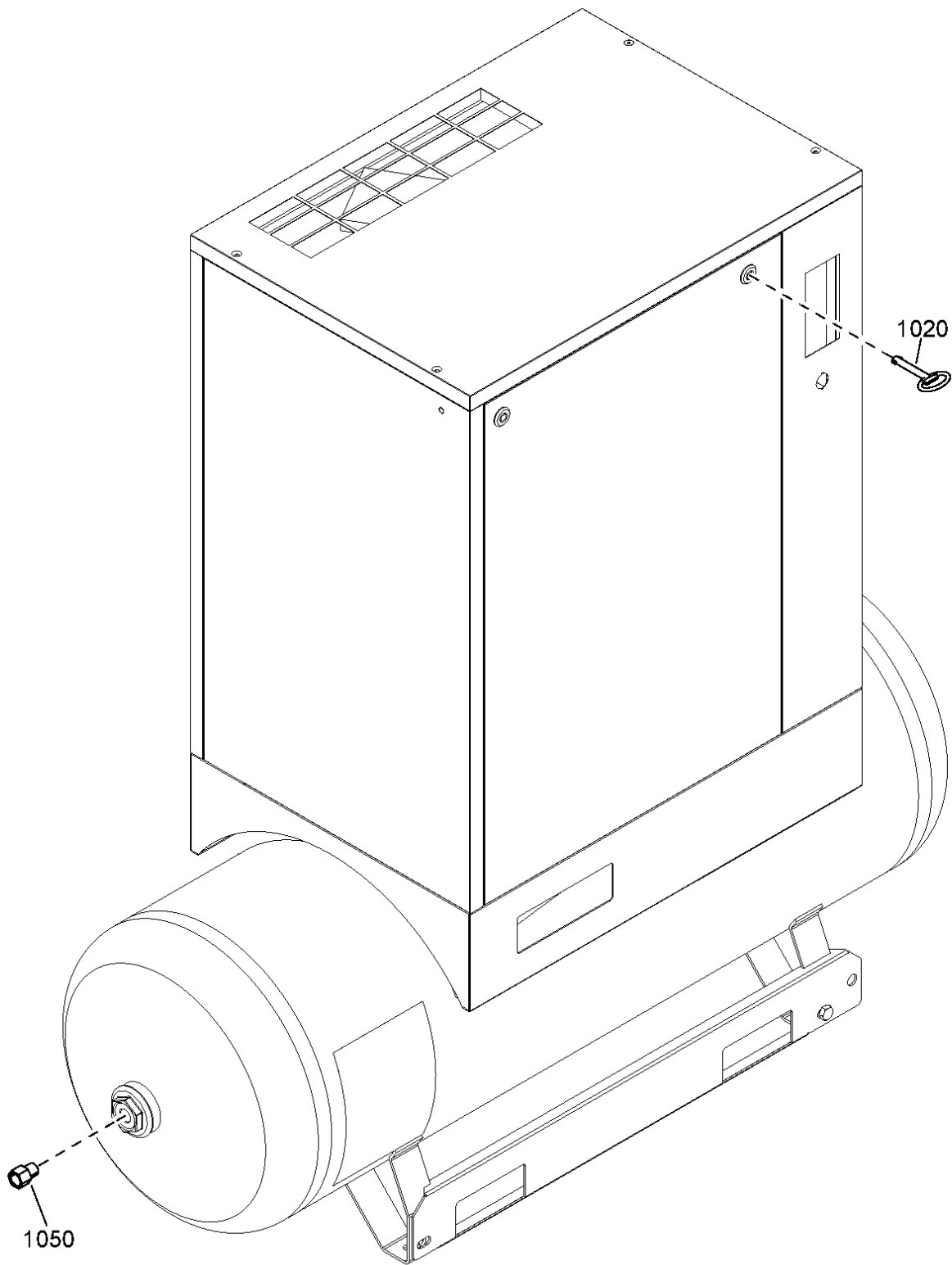
IDRY:Y + (AIRREC:270L , AIRREC:500L + (MODEL:ASB10\_22J , MODEL:ASB7.5\_22J))



| Ref  | Part Number  | Qty | Name           | Validity           |
|------|--------------|-----|----------------|--------------------|
| 1010 | 0571 0035 76 | 1   | NIPPLE         | (31/08/2022 - ...) |
| 1011 | 0661 1000 39 | 1   | SEAL WASHER    | (31/08/2022 - ...) |
| 1020 | 2204 2392 27 | 1   | FLEXIBLE       | (31/08/2022 - ...) |
| 1030 | 1503 1225 00 | 1   | NIPPLE         | (31/08/2022 - ...) |
| 1040 | 9090 1518 00 | 1   | ELBOW COUPLING | (31/08/2022 - ...) |
| 1050 | 0070 6002 04 | AR  | PLASTIC TUBE   | (31/08/2022 - ...) |
| 1060 | 2202 2609 99 | 1   | NIPPLE         | (31/08/2022 - ...) |
| 1070 | 0661 1000 40 | 1   | SEAL WASHER    | (31/08/2022 - ...) |
| 1080 | 2204 2204 61 | 1   | FLEXIBLE       | (31/08/2022 - ...) |
| 1090 | 0580 0015 40 | 2   | NIPPLE         | (31/08/2022 - ...) |
| 1100 | 2204 2305 35 | 1   | FLEXIBLE       | (31/08/2022 - ...) |
| 1110 | 2204 2305 34 | 1   | FLEXIBLE       | (31/08/2022 - ...) |
| 1120 | 0661 1000 39 | 2   | SEAL WASHER    | (31/08/2022 - ...) |

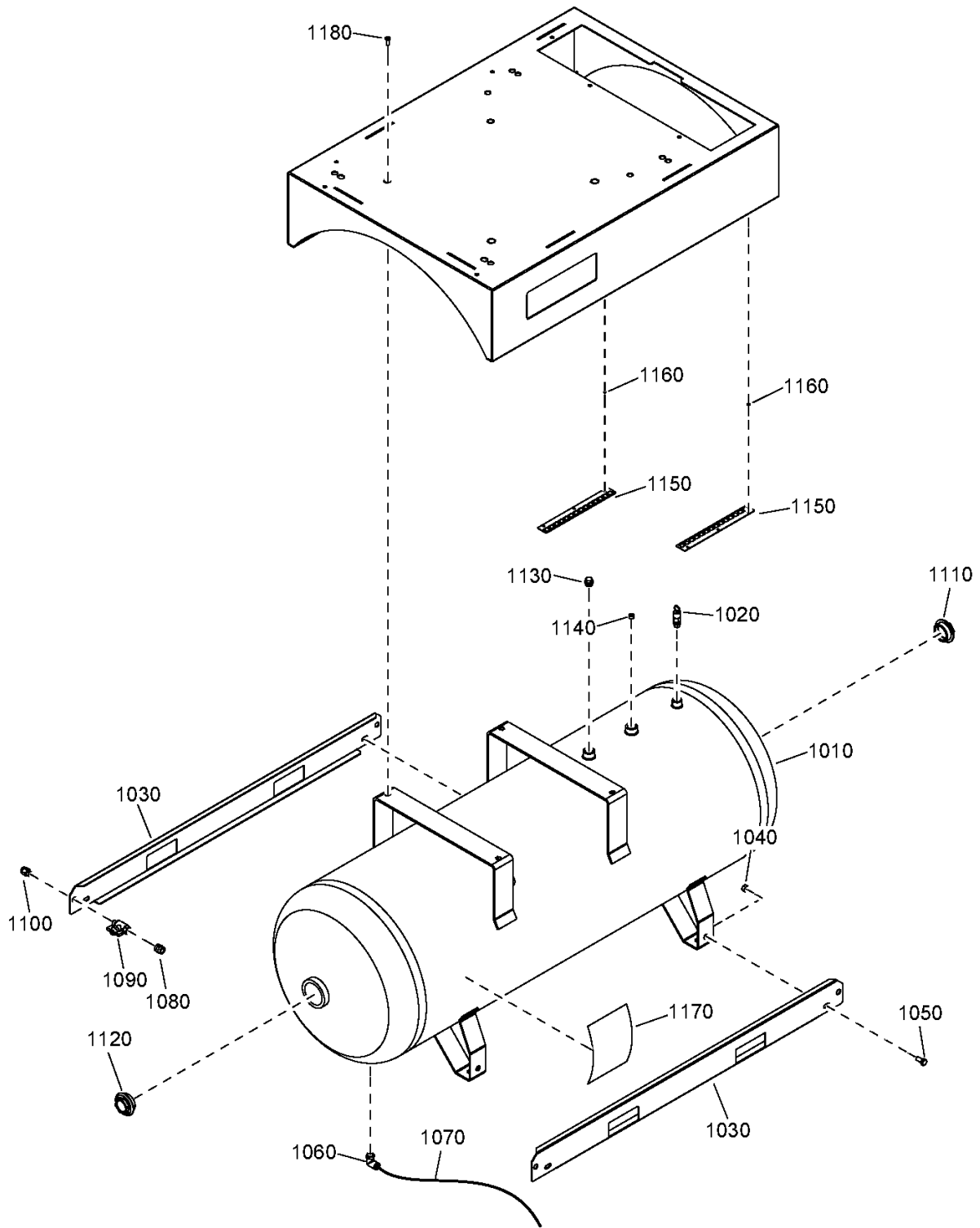
**Legend:**AIRREC:270L - Air receiver:270 l  
MODEL:ASB10\_22J - Model:AS-B 10AIRREC:500L - Air receiver:500 l  
MODEL:ASB7.5\_22J - Model:AS-B 7.5

IDRY:Y - Integrated dryer:Yes





| Ref  | Part Number       | Qty          | Name              | Validity           |
|------|-------------------|--------------|-------------------|--------------------|
| 1020 | 2200-5402-77      | 1            | KEY               | (31/08/2022 - ...) |
|      | ↻ Substituted by: | 1089 9068 01 | KEY (quantity: 1) |                    |
| 1050 | 2202 2610 66      | 1            | REDUCER           | (31/08/2022 - ...) |



**18 - Air receiver 270L - Without dryer**

AIRREC:270L + IDRY:N

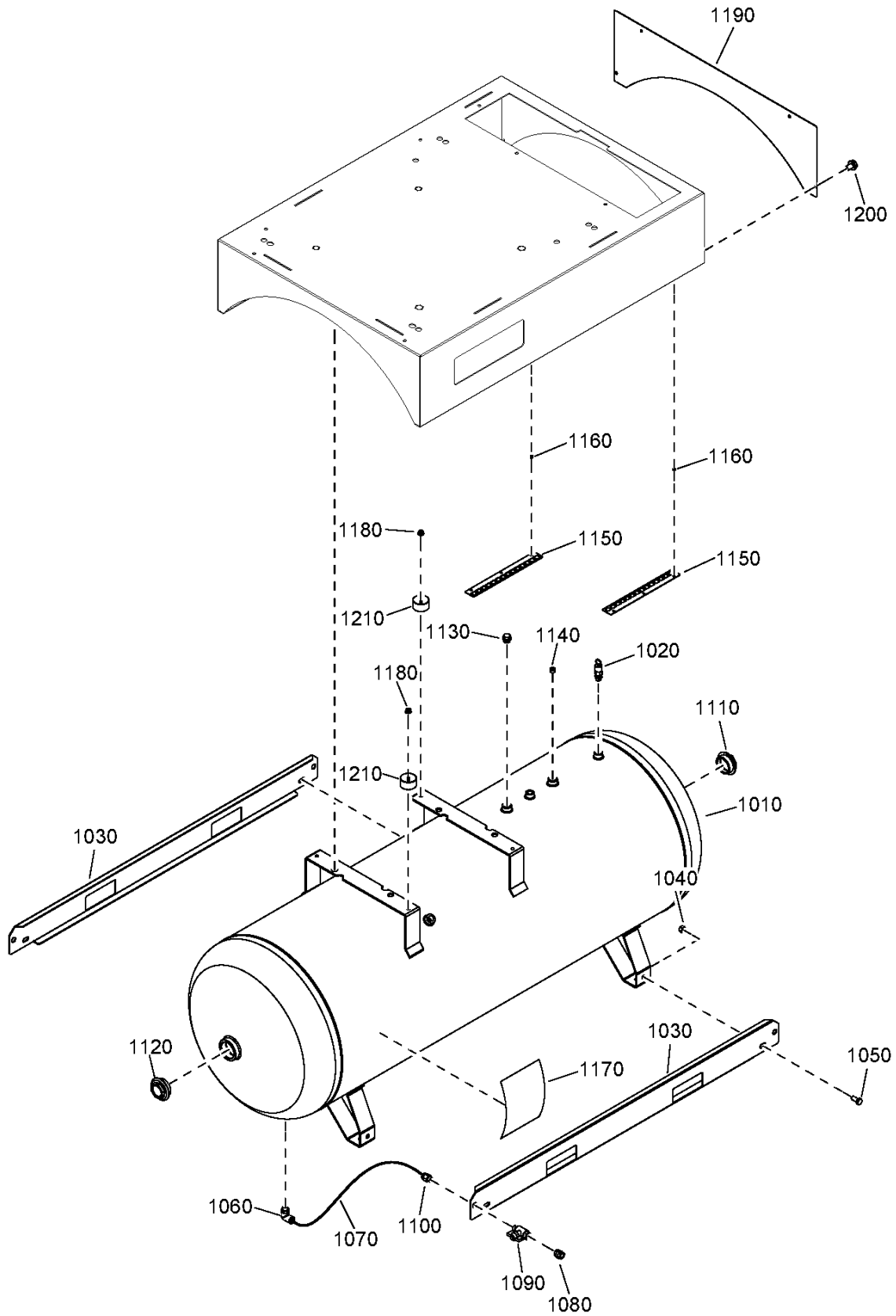


| Ref  | Part Number  | Qty | Name             | Validity           |
|------|--------------|-----|------------------|--------------------|
| 1010 | 2202 8573 17 | 1   | VESSEL           | (31/08/2022 - ...) |
| 1020 | 0830 1009 66 | 1   | SAFETY VALVE     | (31/08/2022 - ...) |
| 1030 | 2202 9663 00 | 1   | STIRRUP          | (31/08/2022 - ...) |
| 1040 | 0266 2112 00 | 1   | HEXAGON NUT      | (31/08/2022 - ...) |
| 1050 | 0147 1400 03 | 1   | SCREW            | (31/08/2022 - ...) |
| 1060 | 0583 8120 92 | 1   | ELBOW COUPLING   | (31/08/2022 - ...) |
| 1070 | 0070 6002 64 | AR  | PLASTIC TUBE     | (31/08/2022 - ...) |
| 1080 | 0583 8100 89 | 1   | COUPLING         | (31/08/2022 - ...) |
| 1090 | 0852 0010 09 | 1   | BALL VALVE       | (31/08/2022 - ...) |
| 1100 | 0607 1150 08 | 1   | SLEEVE           | (31/08/2022 - ...) |
| 1110 | 2200 7509 11 | 1   | PLUG             | (31/08/2022 - ...) |
| 1120 | 2200 7506 45 | 1   | REDUCER          | (31/08/2022 - ...) |
| 1130 | 2200 7509 12 | 1   | PLUG             | (31/08/2022 - ...) |
| 1140 | 0686 3115 55 | 1   | PLUG             | (31/08/2022 - ...) |
| 1150 | 2204 2204 94 | 2   | PROTECTION PLATE | (31/08/2022 - ...) |
| 1160 | 0129 3270 40 | 6   | BLIND RIVET      | (31/08/2022 - ...) |
| 1170 | 1079 9931 29 | 1   | WARNING DECAL    | (31/08/2022 - ...) |
| 1180 | 0216 1957 86 | 4   | SCREW            | (31/08/2022 - ...) |

**Legend:**

AIRREC:270L - Air receiver:270 l

IDRY:N - Integrated dryer:No



**19 - Air receiver AS-B 7.5, AS-B 10 - 500L - Without dryer**

AIRREC:500L + IDRY:N + (MODEL:ASB10\_22J , MODEL:ASB7.5\_22J)

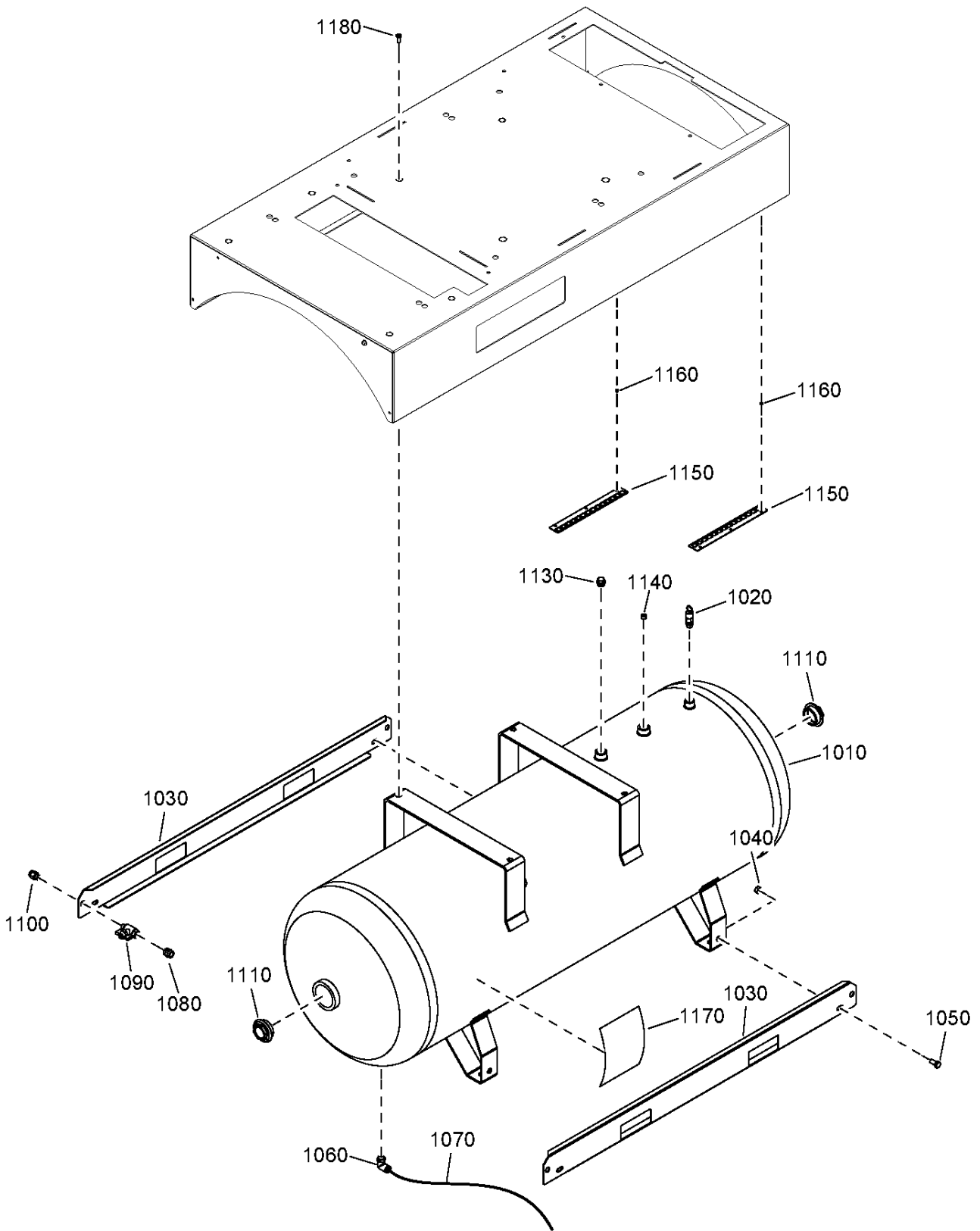


| Ref  | Part Number   | Qty | Name             | Validity           |
|------|---|-----|------------------|--------------------|
| 1010 | 2202-7654-27  | 1   | VESSEL           | (31/08/2022 - ...) |
|      | ☞ Substituted by: 2202 9783 34 - SP.VESS.500 200PSI ASMECRN7040 (quantity: 1) |     |                  |                    |
| 1020 | 0830 1009 66  | 1   | SAFETY VALVE     | (31/08/2022 - ...) |
| 1030 | 2202 9663 00  | 1   | STIRRUP          | (31/08/2022 - ...) |
| 1040 | 0266 2112 00  | 1   | HEXAGON NUT      | (31/08/2022 - ...) |
| 1050 | 0147 1400 03  | 1   | SCREW            | (31/08/2022 - ...) |
| 1060 | 0583 8120 92  | 1   | ELBOW COUPLING   | (31/08/2022 - ...) |
| 1070 | 0070 6002 64  | AR  | PLASTIC TUBE     | (31/08/2022 - ...) |
| 1080 | 0583 8100 89  | 1   | COUPLING         | (31/08/2022 - ...) |
| 1090 | 0852 0010 09  | 1   | BALL VALVE       | (31/08/2022 - ...) |
| 1100 | 0607 1150 08  | 1   | SLEEVE           | (31/08/2022 - ...) |
| 1110 | 2200 7509 11  | 1   | PLUG             | (31/08/2022 - ...) |
| 1120 | 2200 7506 45  | 1   | REDUCER          | (31/08/2022 - ...) |
| 1130 | 2200 7509 12  | 1   | PLUG             | (31/08/2022 - ...) |
| 1140 | 0686 3115 55  | 1   | PLUG             | (31/08/2022 - ...) |
| 1150 | 2204 2204 94  | 2   | PROTECTION PLATE | (31/08/2022 - ...) |
| 1160 | 0129 3270 40  | 6   | BLIND RIVET      | (31/08/2022 - ...) |
| 1170 | 1079 9931 29  | 1   | WARNING DECAL    | (31/08/2022 - ...) |
| 1180 | 0291 1185 30  | 4   | NUT              | (31/08/2022 - ...) |
| 1190 | 2204 2204 37  | 1   | CLOSING PLATE    | (31/08/2022 - ...) |
| 1200 | 2200 7199 53  | 4   | SCREW            | (31/08/2022 - ...) |
| 1210 | 2204 2392 26  | 4   | SPACER           | (31/08/2022 - ...) |

**Legend:**AIRREC:500L - Air receiver:500 l  
MODEL:ASB7.5\_22J - Model:AS-B 7.5

IDRY:N - Integrated dryer:No

MODEL:ASB10\_22J - Model:AS-B 10



**20 - Air receiver 270L - With dryer**

AIRREC:270L + IDRY:Y

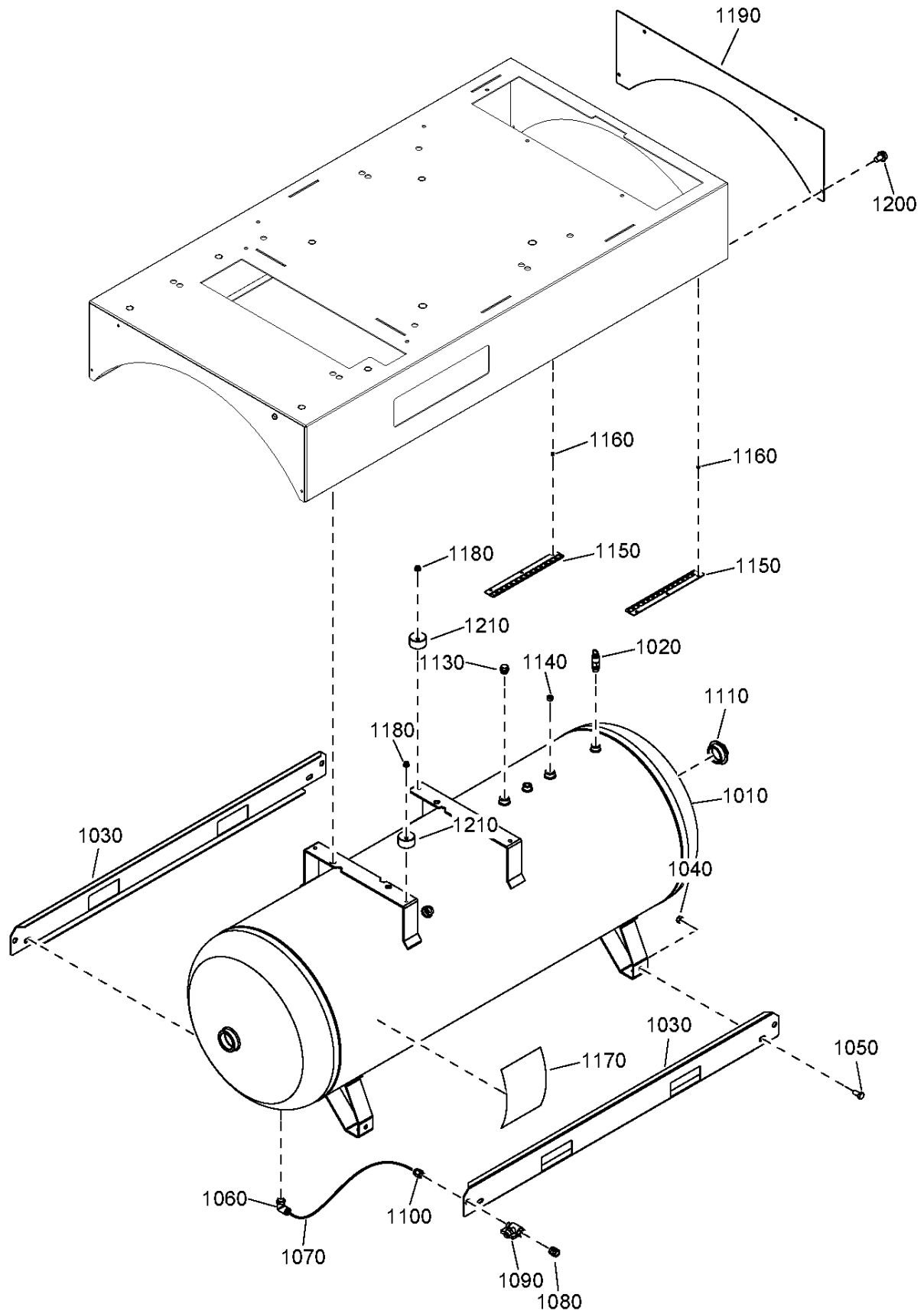


| Ref  | Part Number  | Qty | Name             | Validity           |
|------|--------------|-----|------------------|--------------------|
| 1010 | 2202 8573 17 | 1   | VESSEL           | (31/08/2022 - ...) |
| 1020 | 0830 1009 66 | 1   | SAFETY VALVE     | (31/08/2022 - ...) |
| 1030 | 2202 9663 00 | 1   | STIRRUP          | (31/08/2022 - ...) |
| 1040 | 0266 2112 00 | 1   | HEXAGON NUT      | (31/08/2022 - ...) |
| 1050 | 0147 1400 03 | 1   | SCREW            | (31/08/2022 - ...) |
| 1060 | 0583 8120 92 | 1   | ELBOW COUPLING   | (31/08/2022 - ...) |
| 1070 | 0070 6002 64 | AR  | PLASTIC TUBE     | (31/08/2022 - ...) |
| 1080 | 0583 8100 89 | 1   | COUPLING         | (31/08/2022 - ...) |
| 1090 | 0852 0010 09 | 1   | BALL VALVE       | (31/08/2022 - ...) |
| 1100 | 0607 1150 08 | 1   | SLEEVE           | (31/08/2022 - ...) |
| 1110 | 2200 7509 11 | 2   | PLUG             | (31/08/2022 - ...) |
| 1130 | 2200 7509 12 | 1   | PLUG             | (31/08/2022 - ...) |
| 1140 | 0686 3115 55 | 1   | PLUG             | (31/08/2022 - ...) |
| 1150 | 2204 2204 94 | 2   | PROTECTION PLATE | (31/08/2022 - ...) |
| 1160 | 0129 3270 40 | 6   | BLIND RIVET      | (31/08/2022 - ...) |
| 1170 | 1079 9931 29 | 1   | WARNING DECAL    | (31/08/2022 - ...) |
| 1180 | 0216 1957 86 | 4   | SCREW            | (31/08/2022 - ...) |

**Legend:**

AIRREC:270L - Air receiver:270 l

IDRY:Y - Integrated dryer:Yes





## 21 - Air receiver AS-B 7.5, AS-B 10 - 500L - With dryer

AIRREC:500L + IDRY:Y + (MODEL:ASB10\_22J , MODEL:ASB7.5\_22J)



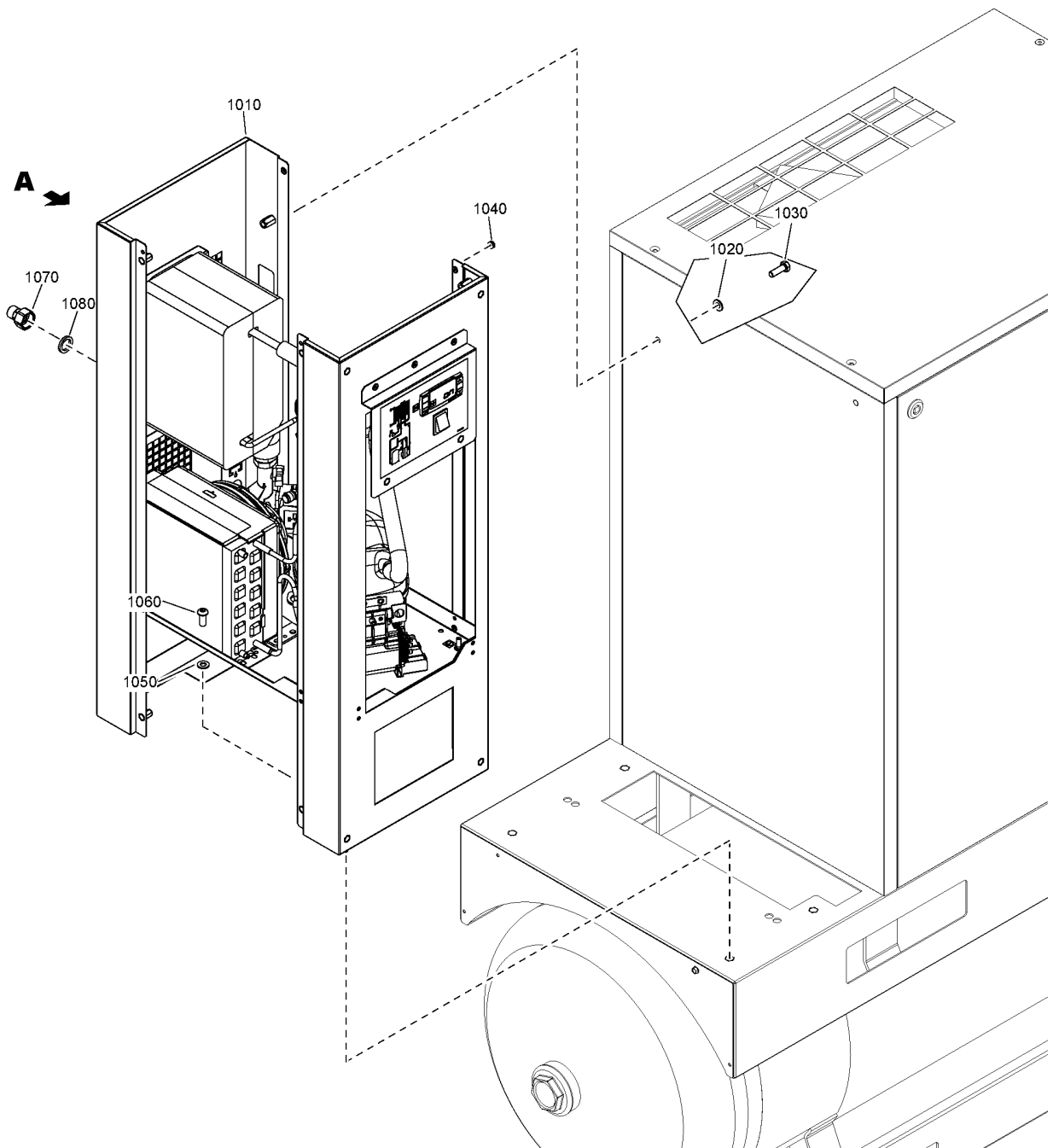
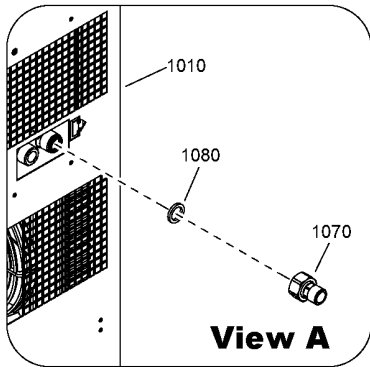
| Ref  | Part Number   | Qty | Name             | Validity           |
|------|---|-----|------------------|--------------------|
| 1010 | 2202-7654-27  | 1   | VESSEL           | (31/08/2022 - ...) |
|      | ↻ Substituted by: 2202 9783 34 - SP.VESS.500 200PSI ASMECRN7040 (quantity: 1) |     |                  |                    |
| 1020 | 0830 1009 66  | 1   | SAFETY VALVE     | (31/08/2022 - ...) |
| 1030 | 2202 9663 00  | 1   | STIRRUP          | (31/08/2022 - ...) |
| 1040 | 0266 2112 00  | 1   | HEXAGON NUT      | (31/08/2022 - ...) |
| 1050 | 0147 1400 03  | 1   | SCREW            | (31/08/2022 - ...) |
| 1060 | 0583 8120 92  | 1   | ELBOW COUPLING   | (31/08/2022 - ...) |
| 1070 | 0070 6002 64  | AR  | PLASTIC TUBE     | (31/08/2022 - ...) |
| 1080 | 0583 8100 89  | 1   | COUPLING         | (31/08/2022 - ...) |
| 1090 | 0852 0010 09  | 1   | BALL VALVE       | (31/08/2022 - ...) |
| 1100 | 0607 1150 08  | 1   | SLEEVE           | (31/08/2022 - ...) |
| 1110 | 2200 7509 11  | 2   | PLUG             | (31/08/2022 - ...) |
| 1130 | 2200 7509 12  | 1   | PLUG             | (31/08/2022 - ...) |
| 1140 | 0686 3115 55  | 1   | PLUG             | (31/08/2022 - ...) |
| 1150 | 2204 2204 94  | 2   | PROTECTION PLATE | (31/08/2022 - ...) |
| 1160 | 0129 3270 40  | 6   | BLIND RIVET      | (31/08/2022 - ...) |
| 1170 | 1079 9931 29  | 1   | WARNING DECAL    | (31/08/2022 - ...) |
| 1180 | 0291 1185 30  | 4   | NUT              | (31/08/2022 - ...) |
| 1190 | 2204 2204 37  | 1   | CLOSING PLATE    | (31/08/2022 - ...) |
| 1200 | 2200 7199 53  | 4   | SCREW            | (31/08/2022 - ...) |
| 1210 | 2204 2392 26  | 4   | SPACER           | (31/08/2022 - ...) |

### Legend:

AIRREC:500L - Air receiver:500 l  
 MODEL:ASB7.5\_22J - Model:AS-B 7.5

IDRY:Y - Integrated dryer:Yes

MODEL:ASB10\_22J - Model:AS-B 10



**22.1 - Assembly**

IDRY:Y

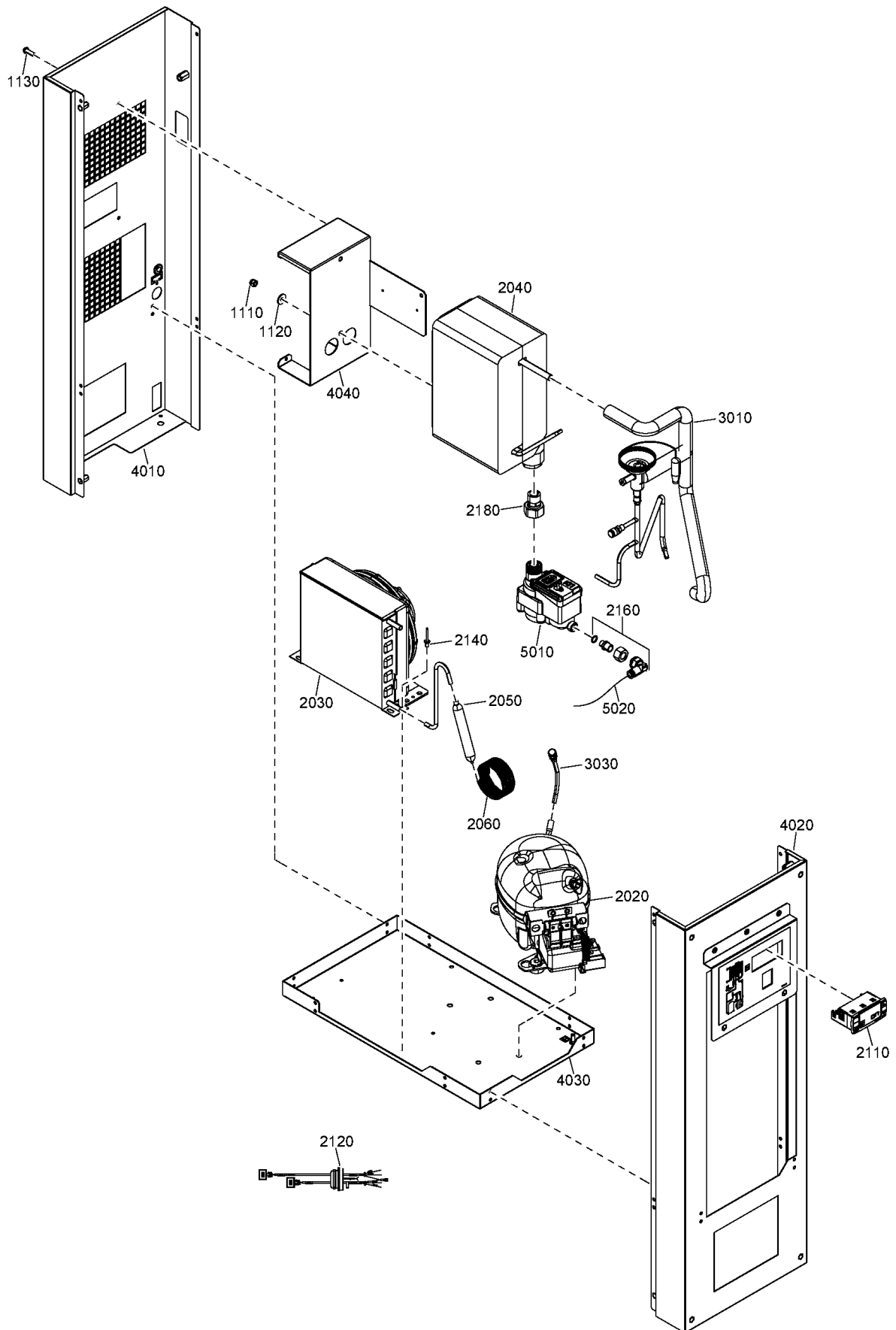


| Ref  | Part Number  | Qty | Name         | Validity   |
|------|--------------|-----|--------------|--|
| 1010 |              | 1   | AIR DRYER    | (31/08/2022 - 03/10/2022) MOVOL:TRIV_230<br>(04/10/2022 - ...) |
| 1020 | 0300 0274 74 | 4   | PLAIN WASHER | (31/08/2022 - 03/10/2022) MOVOL:TRIV_230<br>(04/10/2022 - ...) |
| 1030 | 0147 1325 03 | 4   | SCREW        | (31/08/2022 - 03/10/2022) MOVOL:TRIV_230<br>(04/10/2022 - ...) |
| 1040 | 0129 3270 42 | 4   | RIVET        | (31/08/2022 - 03/10/2022) MOVOL:TRIV_230<br>(04/10/2022 - ...) |
| 1050 | 0300 0274 74 | 2   | PLAIN WASHER | (31/08/2022 - 03/10/2022) MOVOL:TRIV_230<br>(04/10/2022 - ...) |
| 1060 | 0215 0003 92 | 2   | SCREW        | (31/08/2022 - 03/10/2022) MOVOL:TRIV_230<br>(04/10/2022 - ...) |
| 1070 | 2202 7703 01 | 1   | PIPE FITTING | (31/08/2022 - 03/10/2022) MOVOL:TRIV_230<br>(04/10/2022 - ...) |
| 1080 | 2202 7719 01 | 1   | WASHER       | (31/08/2022 - 03/10/2022) MOVOL:TRIV_230<br>(04/10/2022 - ...) |

**Legend:**

IDRY:Y - Integrated dryer:Yes

MOVOL:TRIV\_230 - Supply voltage:TRIV\_230V



## 22.2 - Components

IDRY:Y + (MOVOL:TRIV\_230 , MOVOL:230V + (MODEL:ASB5.5\_22J , MODEL:ASB7.5\_22J))



| Ref  | Part Number       | Qty          | Name   | Validity  |
|------|-------------------|--------------|--|---|
|      | 2200-9858-02      | 1            | AIR DRYER                                      | (04/10/2022 - ...)  |
|      | ☞ Substituted by: | 2200 9039 21 | - I.NS5-10(C3)7040 2200985802SPA (quantity: 1) |   |
| 1110 | 0291 1128 15      | 2            | LOCKNUT  | (31/08/2022 - 03/10/2022) MOVOL:TRIV_230<br>(04/10/2022 - ...)        |
| 1120 | 0300 0274 64      | 2            | WASHER   | (31/08/2022 - 03/10/2022) MOVOL:TRIV_230<br>(04/10/2022 - ...)        |
| 1130 | 0215 0006 13      | 4            | SCREW  | (31/08/2022 - 03/10/2022) MOVOL:TRIV_230<br>(04/10/2022 - ...)        |
| 2020 | 2203 0832 10      | 1            | COMPRESSOR                                     | (31/08/2022 - 03/10/2022) MOVOL:TRIV_230<br>(04/10/2022 - ...)        |
|      | • 2202 7651 44    | 1            | START RELAY                                    |   |
|      | • 2202 7652 56    | 1            | OVERLOAD PROTECTOR                             |   |
| 2030 | 2202 7498 89      | 1            | CONDENSER                                      | (31/08/2022 - 03/10/2022) MOVOL:TRIV_230<br>(04/10/2022 - ...)        |
|      | • 2202 7620 02    | 1            | CONDENSER                                      |   |
|      | • 2202 7621 01    | 1            | FAN SHROUD                                     |   |
|      | • 2202 7622 04    | 1            | MOTOR FAN                                      |   |
|      | ☞ Substituted by: | 2202 7622 06 | - MOTOR FAN V115/60 NU9-20-2/732 (quantity: 1) |   |
|      | • 2202 7623 01    | 1            | FAN  |   |
| 2040 | 2202 8922 83      | 1            | HEAT EXCHANGER                                 | (31/08/2022 - 03/10/2022) MOVOL:TRIV_230<br>(04/10/2022 - ...)        |
| 2050 | 2202 7569 02      | 1            | FILTER DRYER                                   | (31/08/2022 - 03/10/2022) MOVOL:TRIV_230<br>(04/10/2022 - ...)        |
| 2060 | 2202 7584 03      | 1            | CAPILLARY                                      | (31/08/2022 - 03/10/2022) MOVOL:TRIV_230<br>(04/10/2022 - ...)        |
| 2110 | 2203 0780 82      | 1            | DIGITAL READER                                 | (31/08/2022 - 03/10/2022) MOVOL:TRIV_230<br>(04/10/2022 - ...)        |
| 2120 | 2205 0427 01      | 1            | WIRE HARNESS                                   | (31/08/2022 - 03/10/2022) MOVOL:TRIV_230<br>(04/10/2022 - ...)        |
| 2140 | 0129 3270 42      | 2            | RIVET  | (31/08/2022 - 03/10/2022) MOVOL:TRIV_230<br>(04/10/2022 - ...)        |
| 2160 | 2204 1359 80      | 1            | DRAIN ELBOW KIT                                | (31/08/2022 - 03/10/2022) MOVOL:TRIV_230<br>(04/10/2022 - ...)        |
| 2180 | 2202 7703 81      | 1            | PIPE FITTING                                   | (31/08/2022 - 03/10/2022) MOVOL:TRIV_230<br>(04/10/2022 - ...)        |
|      | 2204 2306 15      | 1            | PIPE SET                                       | (31/08/2022 - 03/10/2022) MOVOL:TRIV_230<br>(04/10/2022 - 30/12/2040) |
| 3010 | • 2204 1697 80    | 1            | PIPE ASSEMBLY                                  |   |
|      | •• 2202 7324 04   | 1            | HOT GAS BY-PASS VALVE                          |   |
|      | •• 2202 8516 00   | 1            | SCHRADER VALVE                                 |   |
| 3030 | • 2200 5997 43    | 1            | CHECK VALVE+PIPE                               |   |
| 4010 | 2204 2392 34      | 1            | PANEL REAR                                     | (31/08/2022 - 03/10/2022) MOVOL:TRIV_230<br>(04/10/2022 - ...)        |
|      | • 1079 9926 55    | 1            | WARNING LABEL                                  |   |
|      | • 1627 1828 00    | 1            | DECAL FLUORINATED GREENHOU.GAS                 |   |
| 4020 | 2204 2392 30      | 1            | PANEL FRONT                                    | (31/08/2022 - 03/10/2022) MOVOL:TRIV_230<br>(04/10/2022 - ...)        |
|      | • 2204 1833 01    | 1            | DECAL  |   |
|      | • 1079 9923 72    | 1            | DECAL GROUND ELECTR.                           |   |
| 4030 | 2204 2204 93      | 1            | FRAME  | (31/08/2022 - 03/10/2022) MOVOL:TRIV_230<br>(04/10/2022 - ...)        |
| 4040 | 2204 2204 92      | 1            | HEAT EXCHANGER SUPPORT                         | (31/08/2022 - 03/10/2022) MOVOL:TRIV_230<br>(04/10/2022 - ...)        |
| 5010 | 2204 2134 42      | 1            | LDI DRAIN                                      | (31/08/2022 - 03/10/2022) MOVOL:TRIV_230<br>(04/10/2022 - ...)        |
|      | • 0663 9096 00    | 1            | O-RING   |   |
|      | • 2200 9020 17    | 1            | KIT WEAR DRAIN                                 |   |
|      | • 2902 0161 02    | 1            | FILTER MESH LD20X - ED12                       |   |
| 5020 | 0070 7250 07      | AR           | PLASTIC TUBE                                   | (31/08/2022 - 03/10/2022) MOVOL:TRIV_230<br>(04/10/2022 - ...)        |

### Remarks:

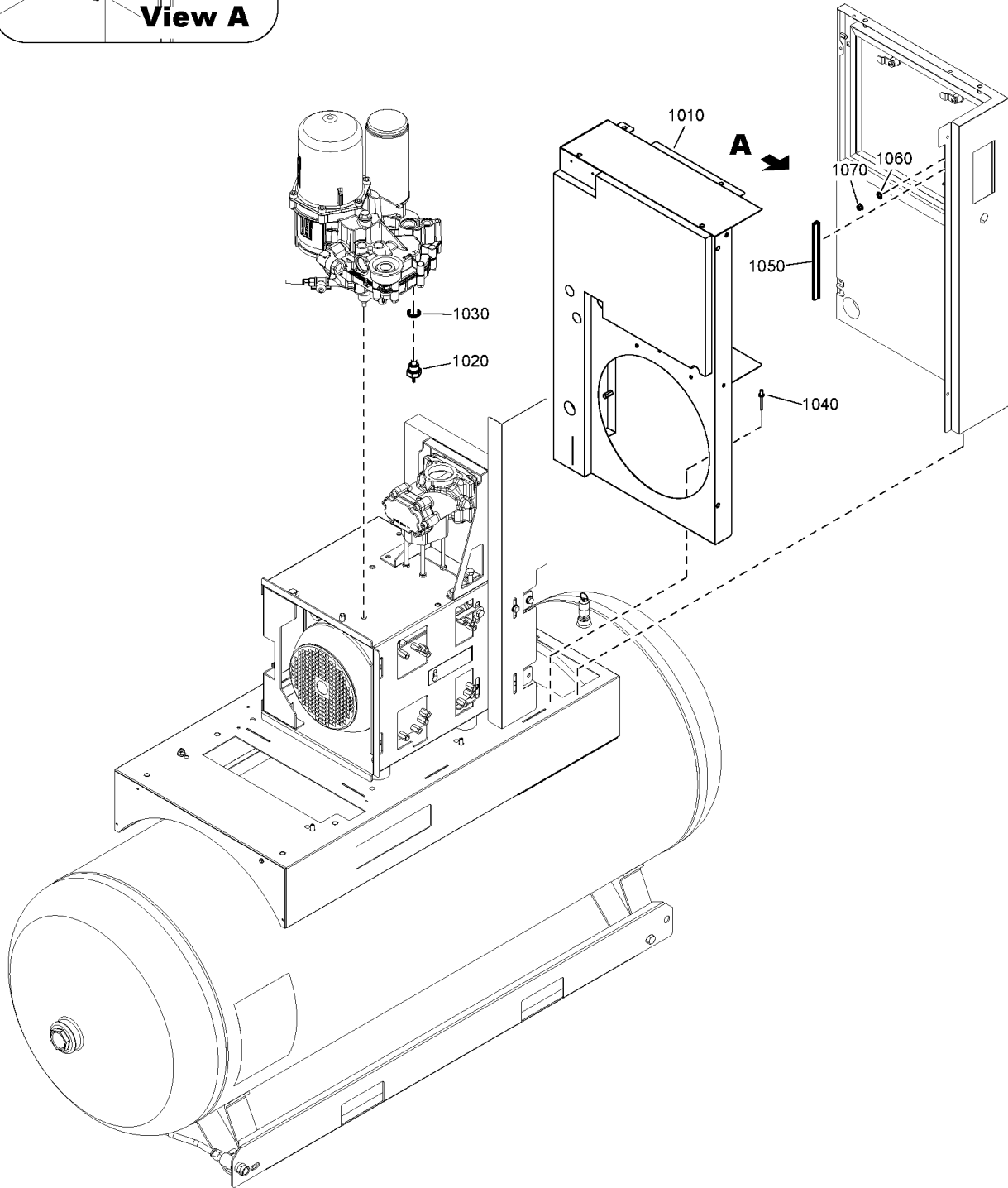
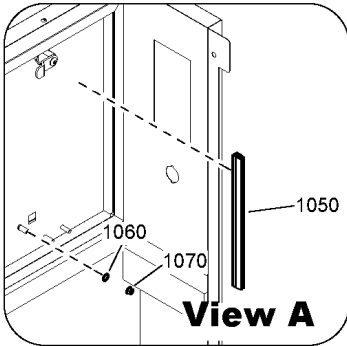
Refrigerant R513A

### Legend:

IDRY:Y - Integrated dryer:Yes  
MOVOL:230V - Supply voltage:230 V

MODEL:ASB5.5\_22J - Model:AS-B 5.5  
MOVOL:TRIV\_230 - Supply voltage:TRIV\_230V

MODEL:ASB7.5\_22J - Model:AS-B 7.5



## 23.1 - Electrical components

MOVOL:TRIV\_230 , MOVOL:230V + (MODEL:ASB5.5\_22J , MODEL:ASB7.5\_22J)



| Ref  | Part Number  | Qty | Name                      | Validity   |
|------|--------------|-----|---------------------------|--|
| 1010 | -            | 1   | CUBICLE                   | (04/10/2022 - ...)   |
| 1020 | 2204 1417 00 | 1   | TEMPERATURE SENSOR PT1000 | (31/08/2022 - 03/10/2022) MOVOL:TRIV_230<br>(04/10/2022 - ...) |
| 1030 | 0661 1000 39 | 1   | SEAL WASHER               | (31/08/2022 - 03/10/2022) MOVOL:TRIV_230<br>(04/10/2022 - ...) |
| 1040 | 0129 3270 38 | 3   | RIVET                     | (31/08/2022 - 03/10/2022) MOVOL:TRIV_230<br>(04/10/2022 - ...) |
| 1050 | 2202 8453 00 | AR  | SEAL                      | (31/08/2022 - 03/10/2022) MOVOL:TRIV_230<br>(04/10/2022 - ...) |
| 1060 | 0333 4220 00 | 2   | WASHER                    | (31/08/2022 - 03/10/2022) MOVOL:TRIV_230<br>(04/10/2022 - ...) |
| 1070 | 0291 1185 29 | 1   | NUT                       | (31/08/2022 - 03/10/2022) MOVOL:TRIV_230<br>(04/10/2022 - ...) |

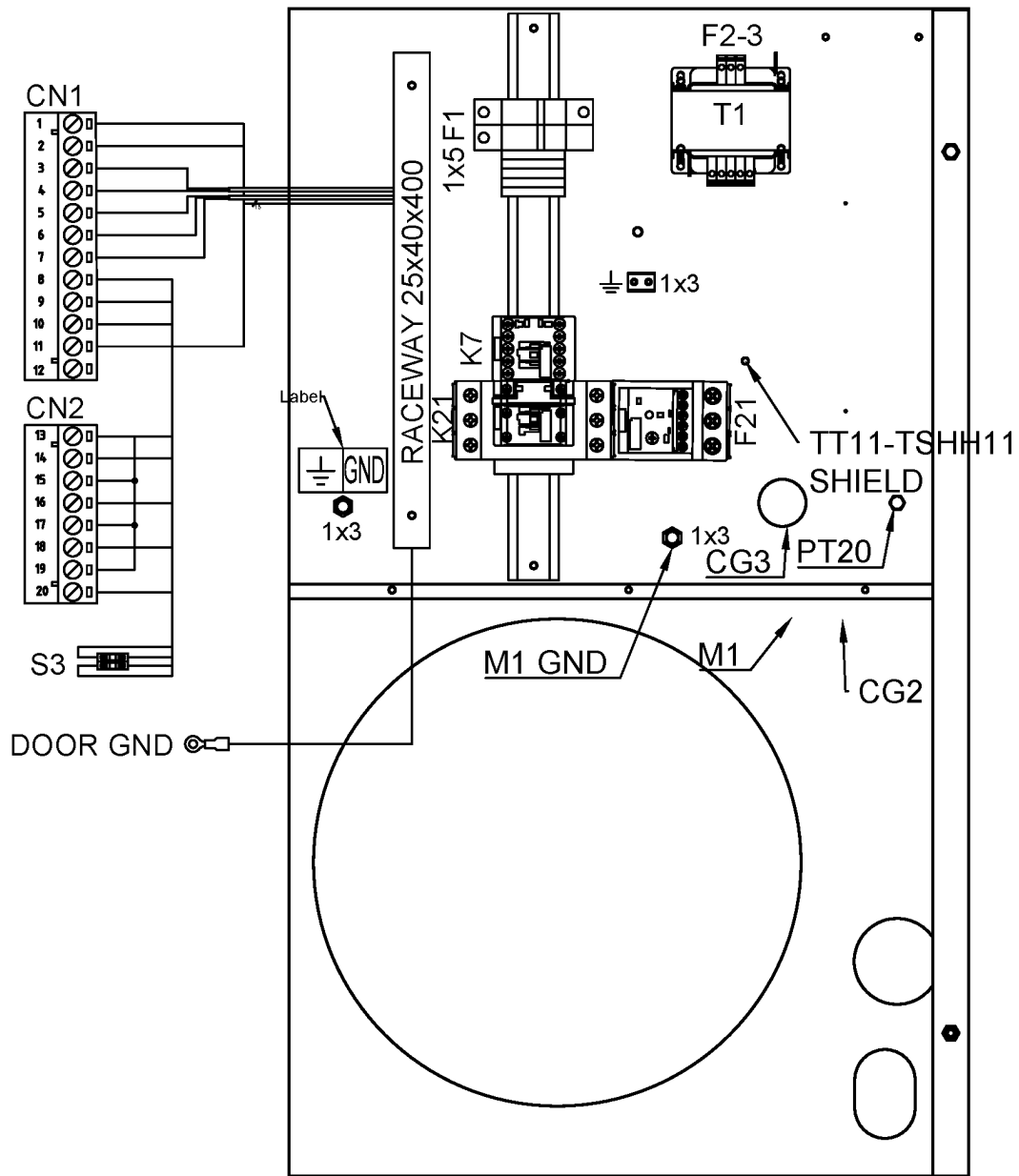
### Legend:

MODEL:ASB5.5\_22J - Model:AS-B 5.5

MODEL:ASB7.5\_22J - Model:AS-B 7.5

MOVOL:230V - Supply voltage:230 V

MOVOL:TRIV\_230 - Supply voltage:TRIV\_230V





## 23.2 - Cubicle components 230V

MOVOL:230V + (MODEL:ASB5.5\_22J , MODEL:ASB7.5\_22J)



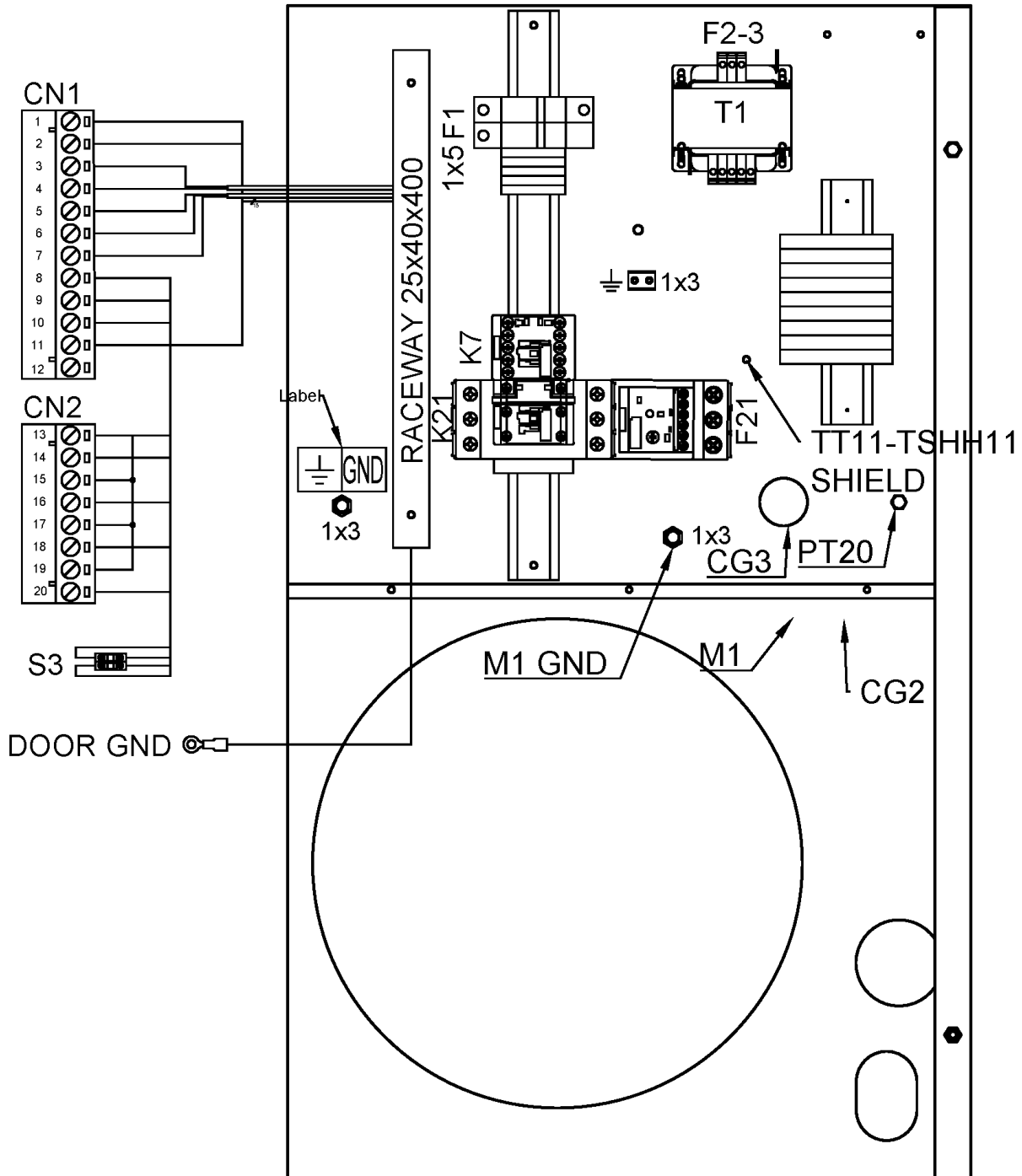
| Ref | Part Number             | Qty          | Name                         | Validity                            | EL          |
|-----|-------------------------|--------------|------------------------------|-------------------------------------|-------------|
|     | 2205 0349 31            | 1            | CUBICLE                      | MODEL:ASB5.5_22J                    |             |
|     | 2205 0349 32            | 1            | CUBICLE                      | MODEL:ASB7.5_22J                    |             |
|     | 1089 9438 75            | 1            | CONTACTOR                    | (04/10/2022 - ...) MODEL:ASB5.5_22J | K21         |
|     | 1089 9496 92            | 1            | CONTACTOR                    | (04/10/2022 - ...) MODEL:ASB7.5_22J | K21         |
|     | 1089 9216 15            | 2            | COVER                        | (04/10/2022 - ...) MODEL:ASB7.5_22J | K21         |
|     | 1089 9421 85            | 1            | CONTACTOR                    | (04/10/2022 - ...)                  | K7          |
|     | 1089 9446 94            | 1            | OVERLOAD RELAY               | (04/10/2022 - ...) MODEL:ASB5.5_22J | F21         |
|     | 1089 9205 82            | 1            | OVERLOAD RELAY               | (04/10/2022 - ...) MODEL:ASB7.5_22J | F21         |
|     | 0698 5141 20            | 1            | CABLE GLAND                  | (04/10/2022 - ...)                  | CG1         |
|     | 0697 9809 51            | 1            | LOCKNUT                      | (04/10/2022 - ...)                  | CG1         |
|     | 1088 0803 26            | 1            | GROMMET                      | (04/10/2022 - ...)                  | CG2         |
|     | 0698 5141 20            | 1            | CABLE GLAND                  | (04/10/2022 - ...)                  | CG3         |
|     | 0697 9809 51            | 1            | LOCKNUT                      | (04/10/2022 - ...)                  | CG3         |
|     | 0698 5148 22            | 1            | SEALING INSERT               | (04/10/2022 - ...)                  | CG3         |
|     | 0698 5141 20            | 2            | CABLE GLAND                  | (04/10/2022 - ...)                  | CG4         |
|     | 0697 9809 51            | 1            | LOCKNUT                      | (04/10/2022 - ...)                  | CG4         |
|     | 0694 5900 05            | 1            | TAB                          | (04/10/2022 - ...)                  | 1X3         |
|     | 1088 1510 22            | 4            | TERMINAL                     | (04/10/2022 - ...)                  | 1X5         |
|     | 1088 1515 16            | 1            | END PLATE                    | (04/10/2022 - ...)                  | 1X5         |
|     | 1088 1510 17            | 2            | JUMPER                       | (04/10/2022 - ...)                  | 1X5         |
|     | <del>1088 0031 84</del> | 1            | END STOP                     | (04/10/2022 - ...)                  | 1X5         |
|     | <b>Substituted by:</b>  | 1089 0577 82 | CHAPA TERMINAL (quantity: 1) |                                     |             |
|     | 1089 0716 10            | 1            | TERMINAL BLOCK               | (04/10/2022 - ...)                  | CN1         |
|     | 1089 0716 04            | 1            | TERMINAL                     | (04/10/2022 - ...)                  | CN2         |
|     | 1089 9513 89            | 1            | EMERGENCY STOP PUSH BUTTON   | (04/10/2022 - ...)                  | S3          |
|     | 1089 9482 98            | 2            | NC CONTACT                   | (04/10/2022 - ...)                  | S3          |
|     | 1089 9482 95            | 1            | MODULE HOLDER 3-WAY          | (04/10/2022 - ...)                  | S3          |
|     | 1089 9125 13            | 1            | DECAL YELLOW RING            | (04/10/2022 - ...)                  | S3          |
|     | 1088 0021 92            | 1            | CONNECTOR                    | (04/10/2022 - ...)                  | TT11/TSHH11 |
|     | 1088 0021 93            | 4            | TERMINAL PIN                 | (04/10/2022 - ...)                  | TT11/TSHH11 |
|     | 2202 9321 00            | 1            | CLAMP FOR SHIELDED CABLE 4MM | (04/10/2022 - ...)                  | TT11/TSHH11 |
|     | 2204 1039 00            | 1            | PRESSURE SENSOR              | (04/10/2022 - ...)                  | PT20        |
|     | 1088 0021 59            | 1            | CONNECTOR FEMALE             | (04/10/2022 - ...)                  | PT20        |
|     | 1088 0021 60            | 3            | WIRE SEAL                    | (04/10/2022 - ...)                  | PT20        |
|     | 1088 0021 61            | 3            | TERMINAL PIN                 | (04/10/2022 - ...)                  | PT20        |
|     | 2204 1407 00            | 1            | FITTING                      | (04/10/2022 - ...)                  | PT20        |
|     | 0346 1000 56            | 1            | CLAMP PIPE                   | (04/10/2022 - ...)                  | PT20        |
|     | 2204 1616 01            | 1            | TRANSFORMER                  | (04/10/2022 - ...)                  | T1          |
|     | 1089 9167 02            | 2            | FUSE KTK-2                   | (04/10/2022 - ...)                  | F1          |
|     | 1089 9594 02            | 1            | FUSE HOLDER 32A 2P           | (04/10/2022 - ...)                  | F1          |
|     | 1089 9168 79            | 1            | FUSE 3A                      | (04/10/2022 - ...)                  | F2          |
|     | 1089 9168 74            | 1            | CONTROLLER FUSE              | (04/10/2022 - ...)                  | F3          |
|     | 2204 2319 43            | 1            | FUSES LABEL                  | (04/10/2022 - ...)                  |             |
|     | 2204 2319 47            | 1            | LABEL ELEC EQUIP             | (04/10/2022 - ...)                  |             |
|     | 2202 2610 00            | 1            | LABEL 230V-60HZ MONOFASE     | (04/10/2022 - ...)                  |             |
|     | 2203 0541 10            | 1            | LABEL CAUTION: ELEC. HAZARD  | (04/10/2022 - ...)                  |             |
|     | 2204 2204 82            | 1            | CUBICLE BOX                  | (04/10/2022 - ...)                  |             |
|     | 1089 9154 02            | 1            | KEY                          | (04/10/2022 - ...)                  |             |
|     | 2205 0349 00            | 2            | SERVICE DIAGRAM              | (04/10/2022 - ...)                  |             |
|     | 2205 0349 40            | 2            | ELECTRICAL LIST              | (04/10/2022 - ...)                  |             |
|     | 2200 7723 35            | 1            | GLOSSARY ELECTRICAL PARTS    | (04/10/2022 - ...)                  |             |

### Legend:

MODEL:ASB5.5\_22J - Model:AS-B 5.5

MODEL:ASB7.5\_22J - Model:AS-B 7.5

MOVOL:230V - Supply voltage:230 V



## 23.3 - Cubicle components TRIV\_230V

MOVOL:TRIV\_230



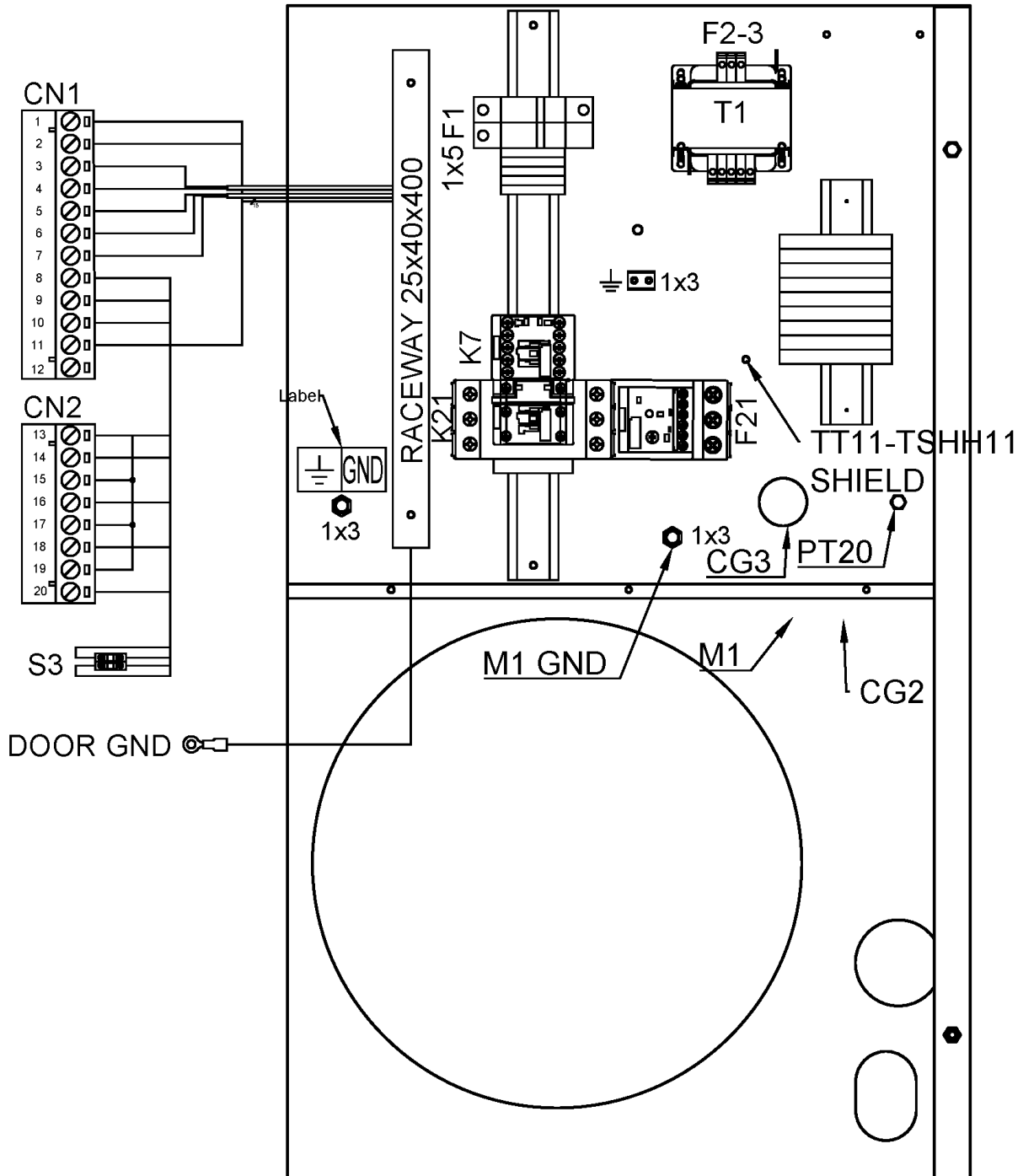
| Ref | Part Number               | Qty          | Name                         | Validity  | EL    |
|-----|---------------------------|--------------|------------------------------|---|-------|
|     | 2205 0349 02              | 1            | CUBICLE                      | MODEL:ASB5.5_22J  |       |
|     | 2205 0349 03              | 1            | CUBICLE                      | MODEL:ASB7.5_22J  |       |
|     | 2205 0349 04              | 1            | CUBICLE                      | MODEL:ASB10_22J   |       |
|     | 1089 9438 73              | 1            | CONTACTOR                    | (31/08/2022 - ...) MODEL:ASB5.5_22J                       | K21   |
|     | 1089 9438 75              | 1            | CONTACTOR                    | (31/08/2022 - ...) MODEL:ASB7.5_22J                       | K21   |
|     | 1089 9496 92              | 1            | CONTACTOR                    | (31/08/2022 - ...) MODEL:ASB10_22J                        | K21   |
|     | 1089 9216 15              | 2            | COVER                        | (31/08/2022 - ...) MODEL:ASB10_22J                        | K21   |
|     | 1089 9421 85              | 1            | CONTACTOR                    | (31/08/2022 - ...)  | K7    |
|     | 1089 9267 79              | 1            | OVERLOAD RELAY               | (31/08/2022 - ...) MODEL:ASB5.5_22J ,<br>MODEL:ASB7.5_22J | F21   |
|     | 1089 9205 16              | 1            | OVERLOAD RELAY               | (31/08/2022 - ...) MODEL:ASB10_22J                        | F21   |
|     | 0698 5141 20              | 1            | CABLE GLAND                  | (31/08/2022 - ...)  |       |
|     | <b>Electrical legend:</b> | CG1          | CABLE GLAND (SUPPLY)         |   |       |
|     | 0697 9809 51              | 1            | LOCKNUT                      | (31/08/2022 - ...)  |       |
|     | <b>Electrical legend:</b> | CG1          | CABLE SUPPLY NUT (SUPPLY)    |   |       |
|     | 1088 0803 26              | 1            | GROMMET                      | (31/08/2022 - ...)  |       |
|     | <b>Electrical legend:</b> | CG2          | GROMMET (SUPPLY)             |   |       |
|     | 0698 5141 20              | 1            | CABLE GLAND                  | (31/08/2022 - ...)  |       |
|     | <b>Electrical legend:</b> | CG3          | CABLE GLAND (Y1/.../TSHH21   |   |       |
|     | 0697 9809 51              | 1            | OVERLOAD RELAY               | (31/08/2022 - ...)  |       |
|     | <b>Electrical legend:</b> | CG3          | CABLE GLAND NUT (Y1/.../TS   |   |       |
|     | 0698 5148 22              | 1            | SEALING INSERT               | (31/08/2022 - ...)  |       |
|     | <b>Electrical legend:</b> | CG3          | MULTIPLE SEALING             |   |       |
|     | 1088 0039 60              | 10           | TERMINAL                     | (31/08/2022 - ...)  | 1x1   |
|     | 1089 0406 90              | 6            | ADJACENT JUMPER              | (31/08/2022 - ...)  | 1x1   |
|     | 1089 0406 91              | 1            | END PLATE                    | (31/08/2022 - ...)  | 1x1   |
|     | <del>1088 0031 84</del>   | 2            | END STOP                     | (31/08/2022 - ...)  | 1x1   |
|     | <b>Substituted by:</b>    | 1089 0577 82 | CHAPA TERMINAL (quantity: 1) |   |       |
|     | 0694 5900 05              | 1            | TAB                          | (31/08/2022 - ...)  | 1x3   |
|     | 1088 1510 22              | 4            | TERMINAL                     | (31/08/2022 - ...)  | 1x5   |
|     | 1088 1515 16              | 1            | END PLATE                    | (31/08/2022 - ...)  | 1x5   |
|     | 1088 1510 17              | 2            | JUMPER                       | (31/08/2022 - ...)  | 1x5   |
|     | <del>1088 0031 84</del>   | 1            | END STOP                     | (31/08/2022 - ...)  | 1x5   |
|     | <b>Substituted by:</b>    | 1089 0577 82 | CHAPA TERMINAL (quantity: 1) |   |       |
|     | 1089 0716 10              | 1            | TERMINAL BLOCK               | (31/08/2022 - ...)  | CN1   |
|     | 1089 0716 04              | 1            | TERMINAL                     | (31/08/2022 - ...)  | CN2   |
|     | 1089 9513 89              | 1            | EMERGENCY STOP PUSH BUTTON   | (31/08/2022 - ...)  | S3    |
|     | 1089 9482 98              | 2            | NC CONTACT                   | (31/08/2022 - ...)  | S3    |
|     | 1089 9482 95              | 1            | MODULE HOLDER 3-WAY          | (31/08/2022 - ...)  | S3    |
|     | 1089 9125 13              | 1            | DECAL YELLOW RING            | (31/08/2022 - ...)  | S3    |
|     | 1088 0021 92              | 1            | CONNECTOR                    | (31/08/2022 - ...)  | TT11/ |
|     | 1088 0021 93              | 4            | TERMINAL PIN                 | (31/08/2022 - ...)  | TT11/ |
|     | 2202 9321 00              | 1            | CLAMP FOR SHIELDED CABLE 4MM | (31/08/2022 - ...)  | TT11/ |
|     | 2204 1039 00              | 1            | PRESSURE SENSOR              | (31/08/2022 - ...)  | PT20  |
|     | 1088 0021 59              | 1            | CONNECTOR                    | (31/08/2022 - ...)  | PT20  |
|     | 1088 0021 60              | 3            | WIRE SEAL                    | (31/08/2022 - ...)  | PT20  |
|     | 1088 0021 61              | 3            | TERMINAL PIN                 | (31/08/2022 - ...)  | PT20  |
|     | 2204 1407 00              | 1            | FITTING                      | (31/08/2022 - ...)  | PT20  |
|     | 0346 1000 56              | 1            | PIPE CLAMP                   | (31/08/2022 - ...)  | PT20  |
|     | 2204 1616 01              | 1            | TRANSFORMER                  | (31/08/2022 - ...)  | T1    |
|     | 1089 9167 02              | 2            | FUSE KTK-2                   | (31/08/2022 - ...)  | F1    |
|     | 1089 9168 48              | 2            | FUSE KTK 1A                  | (31/08/2022 - ...)  | F1    |
|     | 1089 9594 02              | 1            | FUSE HOLDER 32A 2P           | (31/08/2022 - ...)  | F1    |

### Legend:

MODEL:ASB10\_22J - Model:AS-B 10  
MOVOL:TRIV\_230 - Supply voltage:TRIV\_230V

MODEL:ASB5.5\_22J - Model:AS-B 5.5

MODEL:ASB7.5\_22J - Model:AS-B 7.5



## 23.3 - Cubicle components TRIV\_230V

MOVOL:TRIV\_230



| Ref | Part Number               | Qty | Name                        | Validity           | EL          |
|-----|---------------------------|-----|-----------------------------|--------------------|-------------|
|     | 1089 9168 79              | 1   | FUSE 3A                     | (31/08/2022 - ...) | F2          |
|     | 1089 9168 74              | 1   | CONTROLLER FUSE             | (31/08/2022 - ...) | F3          |
|     | 2204 2319 41              | 1   | CONNECTION LABEL            | (31/08/2022 - ...) |             |
|     | <b>Electrical legend:</b> |     | CONNECTION LABEL            |                    |             |
|     | 2204 2319 43              | 1   | FUSES LABEL                 | (31/08/2022 - ...) | FUSES LABEL |
|     | 2204 2319 44              | 1   | LABEL ELEC EQUIP            | (31/08/2022 - ...) |             |
|     | <b>Electrical legend:</b> |     | LABEL ELECTRICAL EQUIPMENT  |                    |             |
|     | 2202 8859 00              | 1   | LABEL 208V 60HZ THREE-PHASE | (31/08/2022 - ...) |             |
|     | <b>Electrical legend:</b> |     | LABEL 3-PHASE 208V          |                    |             |
|     | 2202 2610 70              | 1   | LABEL 230V-60HZ TRIFASE     | (31/08/2022 - ...) |             |
|     | <b>Electrical legend:</b> |     | LABEL 3-PHASE 230V          |                    |             |
|     | 2202 2610 04              | 1   | LABEL 460V-60HZ THREE PHASE | (31/08/2022 - ...) |             |
|     | <b>Electrical legend:</b> |     | LABEL 3-PHASE 460V          |                    |             |
|     | 2203 0541 10              | 1   | LABEL CAUTION: ELEC. HAZARD | (31/08/2022 - ...) |             |
|     | <b>Electrical legend:</b> |     | WARNING LABEL - ELECTRICITY |                    |             |
|     | 2204 2204 82              | 1   | CUBICLE BOX                 | (31/08/2022 - ...) | CUBICLE     |
|     | 1089 9154 02              | 1   | KEY                         | (31/08/2022 - ...) | KEY         |
|     | 2205 0349 00              | 2   | SERVICE DIAGRAM             | (31/08/2022 - ...) |             |
|     | <b>Electrical legend:</b> |     | SERVICE DIAGRAM             |                    |             |
|     | 2205 0349 10              | 2   | ELECTRICAL                  | (31/08/2022 - ...) |             |
|     | <b>Electrical legend:</b> |     | LIST OF MATERIALS           |                    |             |
|     | 2200 7723 35              | 1   | GLOSSARY ELECTRICAL PARTS   | (31/08/2022 - ...) | GLOSSARY    |

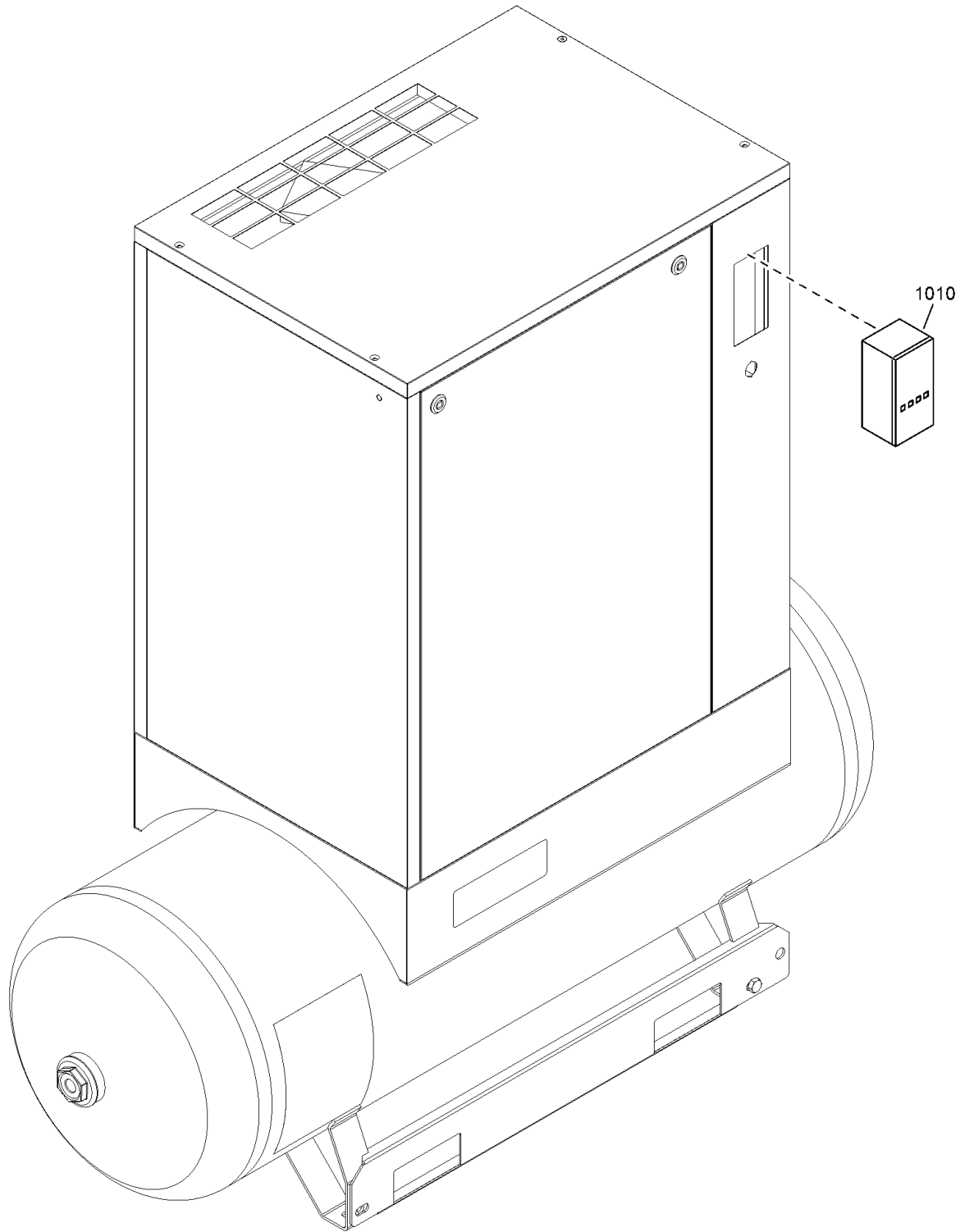
### Legend:

MODEL:ASB10\_22J - Model:AS-B 10

MODEL:ASB5.5\_22J - Model:AS-B 5.5

MODEL:ASB7.5\_22J - Model:AS-B 7.5

MOVOL:TRIV\_230 - Supply voltage:TRIV\_230V



---

## 23.4 - Controller

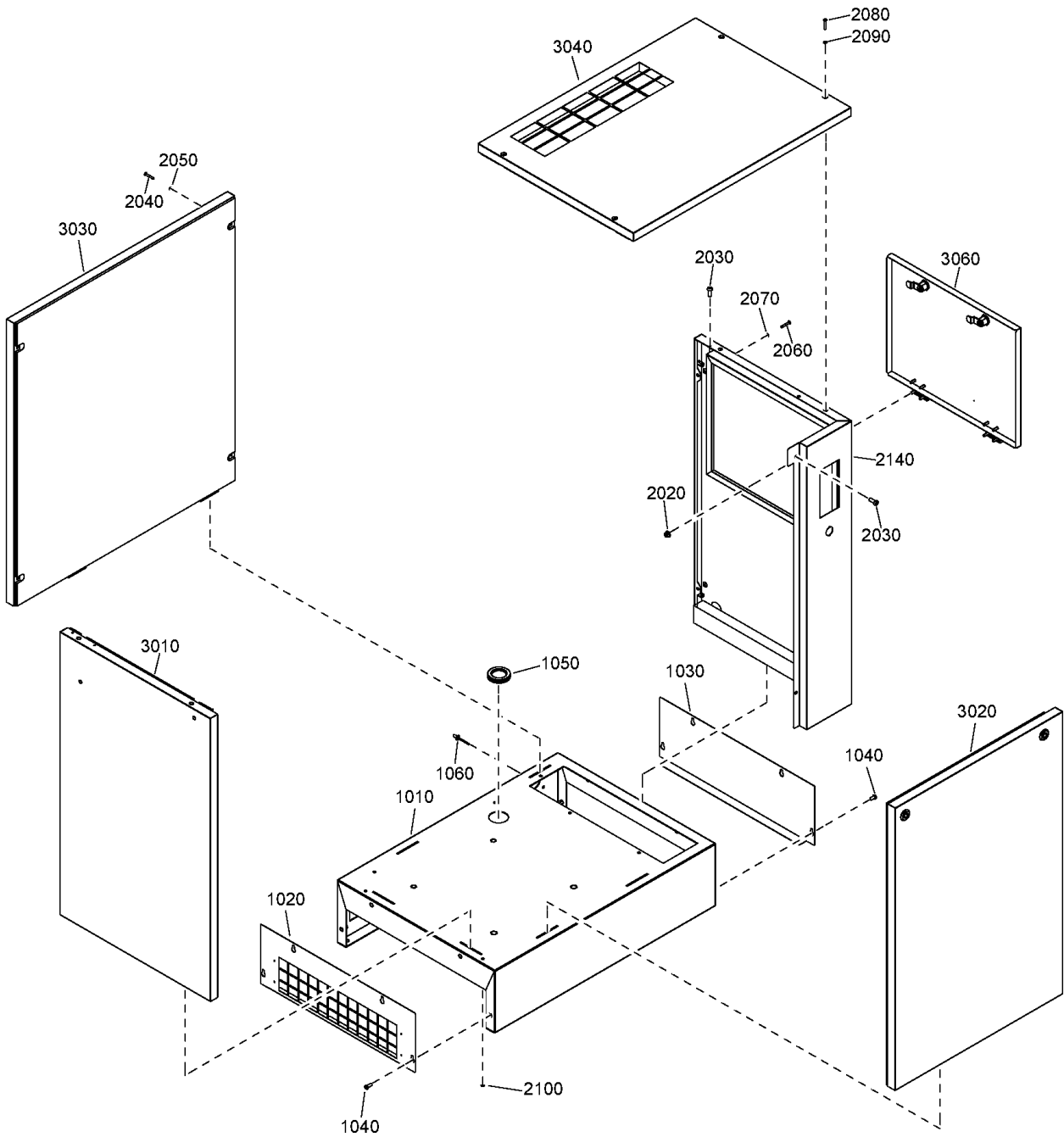
---



---

| Ref  | Part Number  | Qty | Name            | Validity           |
|------|--------------|-----|-----------------|--------------------|
| 1010 | 2204 1351 31 | 1   | BASE CONTROLLER | (31/08/2022 - ...) |

---





## 24 - Bodywork Floor-mounted

AIRREC:N + IDRY:N

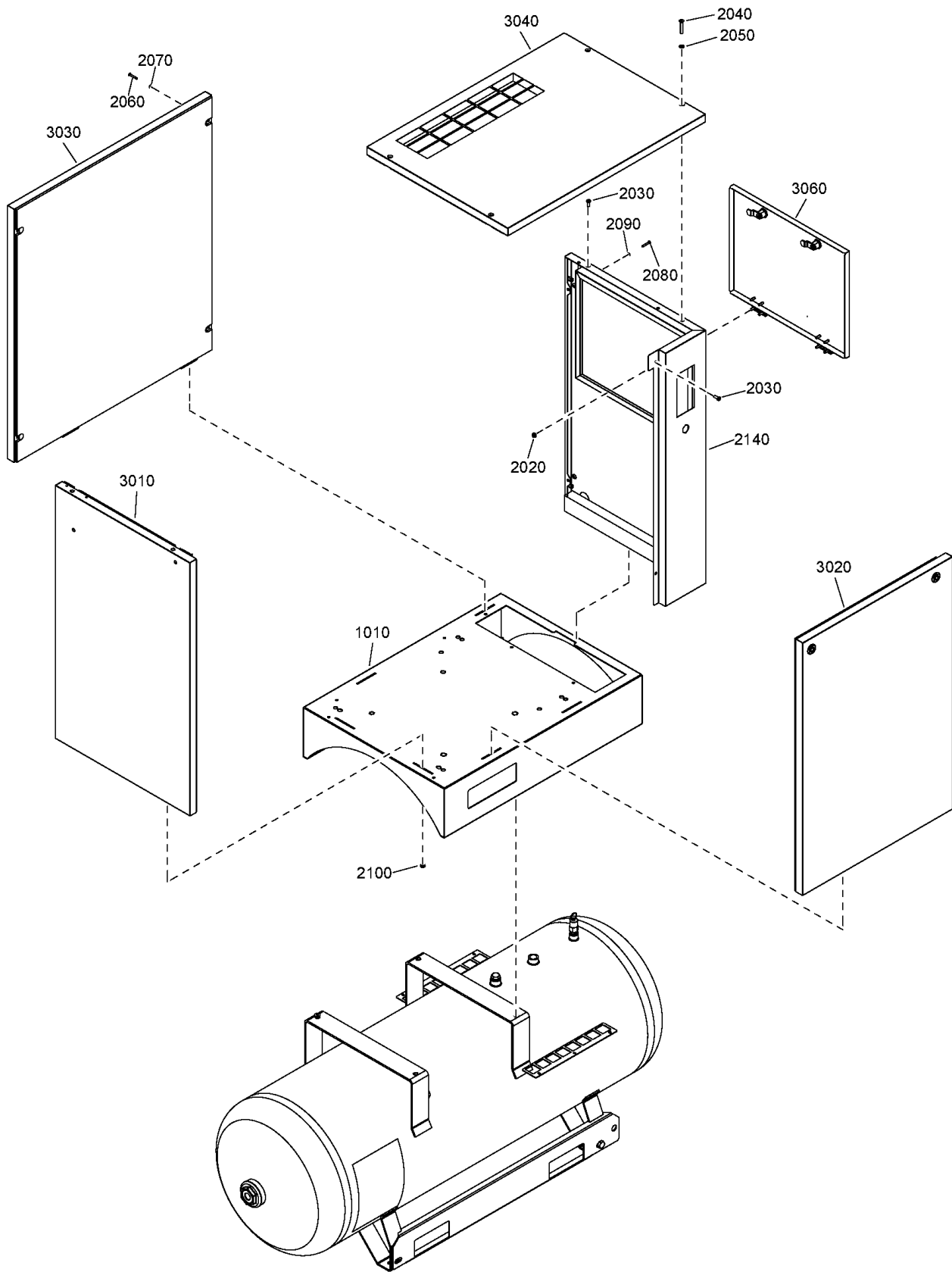


| Ref  | Part Number    | Qty | Name                       | Validity           |
|------|----------------|-----|----------------------------|--------------------|
| 1010 | 2204 2205 98   | 1   | FRAME                      | (31/08/2022 - ...) |
|      | • 2204 2204 77 | 1   | BASE PACK FM C43I          |                    |
|      | • 2204 2305 59 | 1   | WOODEN PALLET PACK C43I    |                    |
|      | • 0017 9892 15 | 4   | SCREW WOOD HEX.HEAD D.8X30 |                    |
| 1020 | 2204 2204 88   | 1   | CLOSING PLATE LEFT         | (31/08/2022 - ...) |
| 1030 | 2204 2204 89   | 1   | CLOSING PLATE RIGHT        | (31/08/2022 - ...) |
| 1040 | 0215 0003 91   | 8   | SCREW                      | (31/08/2022 - ...) |
| 1050 | 1088 0803 07   | 1   | GROMMET                    | (31/08/2022 - ...) |
| 1060 | 0129 3270 38   | 4   | RIVET                      | (31/08/2022 - ...) |
| 2020 | 0291 1185 28   | 4   | NUT                        | (31/08/2022 - ...) |
| 2030 | 0215 0003 91   | 4   | SCREW                      | (31/08/2022 - ...) |
| 2040 | 0216 1957 75   | 4   | SCREW                      | (31/08/2022 - ...) |
| 2050 | 2202 9392 01   | 4   | WASHER                     | (31/08/2022 - ...) |
| 2060 | 0216 1957 75   | 2   | SCREW                      | (31/08/2022 - ...) |
| 2070 | 2202 9392 01   | 2   | WASHER                     | (31/08/2022 - ...) |
| 2080 | 0216 1957 75   | 4   | SCREW                      | (31/08/2022 - ...) |
| 2090 | 2202 9392 01   | 4   | WASHER                     | (31/08/2022 - ...) |
| 2100 | 0129 3270 38   | 2   | RIVET                      | (31/08/2022 - ...) |
| 2140 | 2204 2522 53   | 1   | PANEL RIGHT                | (31/08/2022 - ...) |
| 3010 | 2204 2522 52   | 1   | PANEL LEFT                 | (31/08/2022 - ...) |
| 3020 | 2204 2522 54   | 1   | PANEL FRONT                | (31/08/2022 - ...) |
| 3030 | 2204 2522 55   | 1   | PANEL BACK                 | (31/08/2022 - ...) |
| 3040 | 2204 2522 56   | 1   | ROOF                       | (31/08/2022 - ...) |
| 3060 | 2204 2522 57   | 1   | CUBICLE DOOR               | (31/08/2022 - ...) |

### Legend:

AIRREC:N - Air receiver:None

IDRY:N - Integrated dryer:No



**25 - Bodywork Tank-mounted - Without dryer**

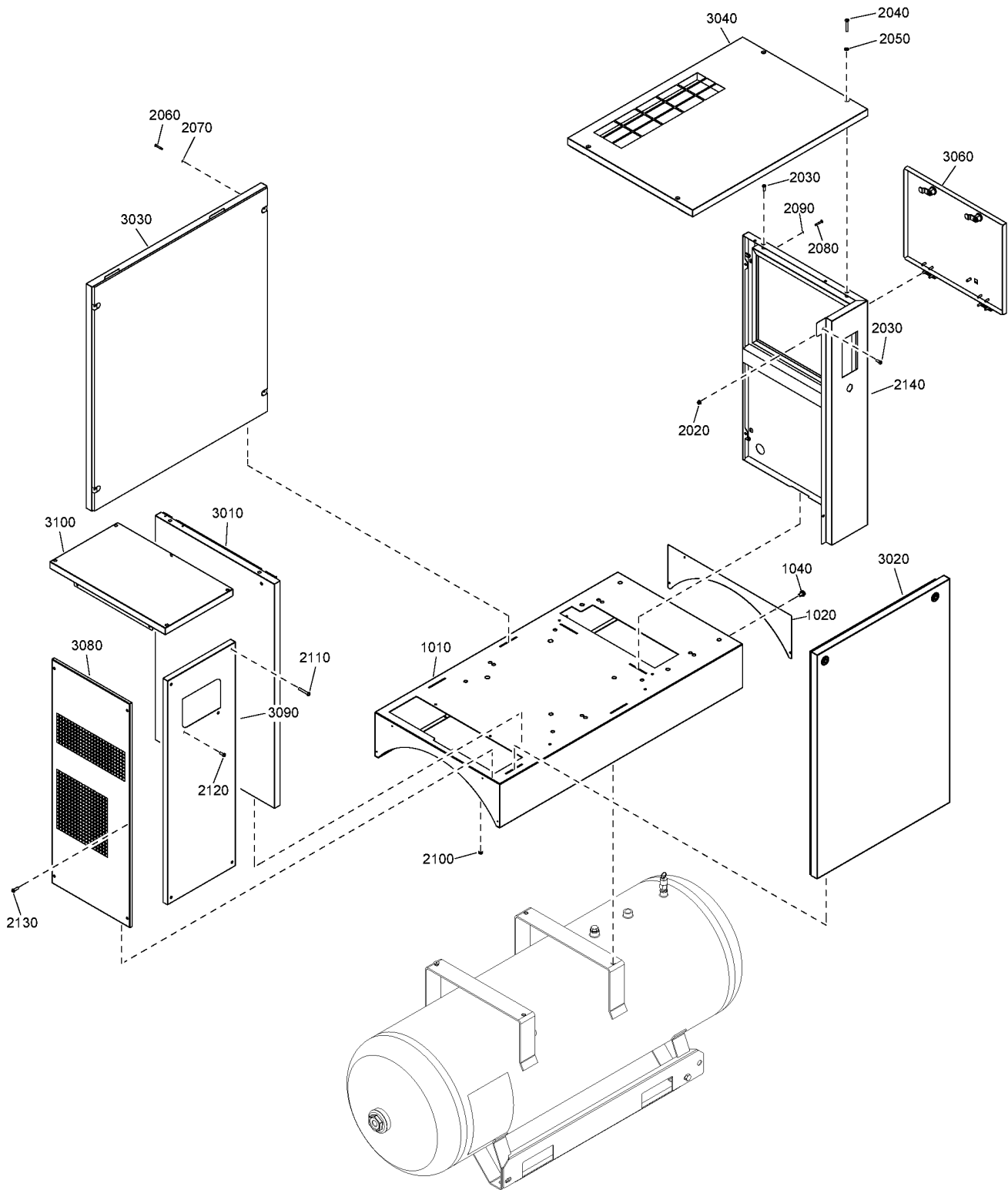
IDRY:N + (AIRREC:270L , AIRREC:500L + (MODEL:ASB10\_22J , MODEL:ASB7.5\_22J))



| Ref  | Part Number  | Qty | Name         | Validity           |
|------|--------------|-----|--------------|--------------------|
| 1010 | 2204 2204 98 | 1   | FRAME        | (31/08/2022 - ...) |
| 2020 | 0291 1185 28 | 4   | NUT          | (31/08/2022 - ...) |
| 2030 | 0215 0003 91 | 4   | SCREW        | (31/08/2022 - ...) |
| 2040 | 0216 1957 75 | 4   | SCREW        | (31/08/2022 - ...) |
| 2050 | 2202 9392 01 | 4   | WASHER       | (31/08/2022 - ...) |
| 2060 | 0216 1957 75 | 2   | SCREW        | (31/08/2022 - ...) |
| 2070 | 2202 9392 01 | 2   | WASHER       | (31/08/2022 - ...) |
| 2080 | 0216 1957 75 | 4   | SCREW        | (31/08/2022 - ...) |
| 2090 | 2202 9392 01 | 4   | WASHER       | (31/08/2022 - ...) |
| 2100 | 0129 3270 38 | 2   | RIVET        | (31/08/2022 - ...) |
| 2140 | 2204 2522 53 | 1   | PANEL RIGHT  | (31/08/2022 - ...) |
| 3010 | 2204 2522 52 | 1   | PANEL LEFT   | (31/08/2022 - ...) |
| 3020 | 2204 2522 54 | 1   | PANEL FRONT  | (31/08/2022 - ...) |
| 3030 | 2204 2522 55 | 1   | PANEL BACK   | (31/08/2022 - ...) |
| 3040 | 2204 2522 56 | 1   | ROOF         | (31/08/2022 - ...) |
| 3060 | 2204 2522 57 | 1   | CUBICLE DOOR | (31/08/2022 - ...) |

**Legend:**AIRREC:270L - Air receiver:270 l  
MODEL:ASB10\_22J - Model:AS-B 10AIRREC:500L - Air receiver:500 l  
MODEL:ASB7.5\_22J - Model:AS-B 7.5

IDRY:N - Integrated dryer:No



**26 - Bodywork Tank-mounted - With dryer**

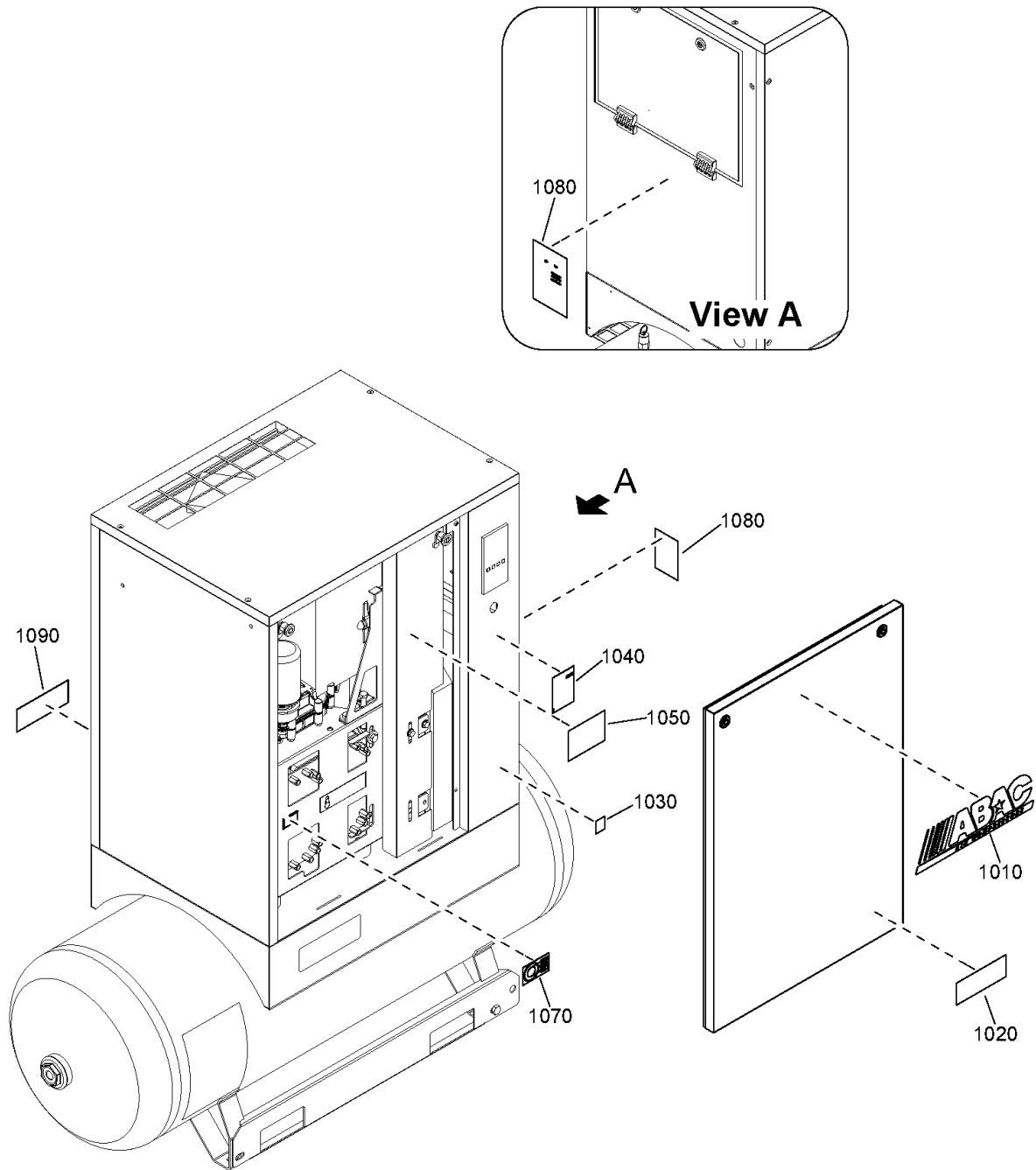
IDRY:Y + (AIRREC:270L , AIRREC:500L + (MODEL:ASB10\_22J , MODEL:ASB7.5\_22J))



| Ref  | Part Number  | Qty | Name          | Validity           |
|------|--------------|-----|---------------|--------------------|
| 1010 | 2204 2204 99 | 1   | FRAME         | (31/08/2022 - ...) |
| 1020 | 2204 2204 39 | 1   | CLOSING PLATE | (31/08/2022 - ...) |
| 1040 | 2200 7199 53 | 4   | SCREW         | (31/08/2022 - ...) |
| 2020 | 0291 1185 28 | 4   | NUT           | (31/08/2022 - ...) |
| 2030 | 0215 0003 91 | 4   | SCREW         | (31/08/2022 - ...) |
| 2040 | 0216 1957 75 | 4   | SCREW         | (31/08/2022 - ...) |
| 2050 | 2202 9392 01 | 4   | WASHER        | (31/08/2022 - ...) |
| 2060 | 0216 1957 75 | 2   | SCREW         | (31/08/2022 - ...) |
| 2070 | 2202 9392 01 | 2   | WASHER        | (31/08/2022 - ...) |
| 2080 | 0216 1957 75 | 4   | SCREW         | (31/08/2022 - ...) |
| 2090 | 2202 9392 01 | 4   | WASHER        | (31/08/2022 - ...) |
| 2100 | 0129 3270 38 | 2   | RIVET         | (31/08/2022 - ...) |
| 2110 | 2202 9021 00 | 4   | SCREW         | (31/08/2022 - ...) |
| 2120 | 0215 0003 91 | 2   | SCREW         | (31/08/2022 - ...) |
| 2130 | 0215 0006 13 | 4   | SCREW         | (31/08/2022 - ...) |
| 2140 | 2204 2522 53 | 1   | PANEL RIGHT   | (31/08/2022 - ...) |
| 3010 | 2204 2522 52 | 1   | PANEL LEFT    | (31/08/2022 - ...) |
| 3020 | 2204 2522 54 | 1   | PANEL FRONT   | (31/08/2022 - ...) |
| 3030 | 2204 2522 55 | 1   | PANEL BACK    | (31/08/2022 - ...) |
| 3040 | 2204 2522 56 | 1   | PANEL ROOF    | (31/08/2022 - ...) |
| 3060 | 2204 2522 57 | 1   | CUBICLE DOOR  | (31/08/2022 - ...) |
| 3080 | 2204 2522 58 | 1   | PANEL LEFT    | (31/08/2022 - ...) |
| 3090 | 2204 2522 59 | 1   | COVER FRONT   | (31/08/2022 - ...) |
| 3100 | 2204 2522 60 | 1   | ROOF          | (31/08/2022 - ...) |

**Legend:**AIRREC:270L - Air receiver:270 l  
MODEL:ASB10\_22J - Model:AS-B 10AIRREC:500L - Air receiver:500 l  
MODEL:ASB7.5\_22J - Model:AS-B 7.5

IDRY:Y - Integrated dryer:Yes



| Ref  | Part Number  | Qty | Name                           | Validity  |
|------|--------------|-----|--------------------------------|---|
| 1010 | 2202 8649 04 | 1   | LABEL LOGO                     | (31/08/2022 - ...)                                    |
| 1020 | 2204 2608 05 | 1   | LABEL AS-B 5.5                 | (31/08/2022 - ...) MODEL:ASB5.5_22J                   |
| 1020 | 2204 2608 07 | 1   | LABEL AS-B 7.5                 | (31/08/2022 - ...) MODEL:ASB7.5_22J                   |
| 1020 | 2204 2608 10 | 1   | LABEL AS-B 10                  | (31/08/2022 - ...) MODEL:ASB10_22J                    |
| 1030 | 2202 2607 91 | 1   | WARNING DECAL                  | (31/08/2022 - ...)                                    |
| 1040 | 2202 9421 00 | 1   | LABEL                          | (31/08/2022 - ...)                                    |
| 1050 | 2202 2042 89 | 1   | LABEL PURGE CONDENSAT.OIL VESS | (31/08/2022 - ...)                                    |
| 1070 | 2204 2305 58 | 1   | OIL LEVEL                      | (31/08/2022 - ...)                                    |
| 1080 | 2204 2305 78 | 1   | SERVICE LABEL                  | (31/08/2022 - ...) MODEL:ASB5.5_22J                   |
| 1080 | 2204 2305 79 | 1   | SERVICE LABEL                  | (31/08/2022 - ...) MODEL:ASB10_22J , MODEL:ASB7.5_22J |
| 1090 | 2204 2392 51 | 1   | DRYER VOLTAGE LABEL            | (31/08/2022 - ...) IDRY:Y                             |

**Legend:**

IDRY:Y - Integrated dryer:Yes  
 MODEL:ASB7.5\_22J - Model:AS-B 7.5

MODEL:ASB10\_22J - Model:AS-B 10

MODEL:ASB5.5\_22J - Model:AS-B 5.5









Compressed air at your service