

WARMFLO® Select

Electric Plenum Heater



The WarmFlo Select Electric Plenum Heater Series enhances overall heating system comfort, performance, and efficiency. Whether you are combining a gas or oil-fired furnace or adding an air source heat pump, WarmFlo can maximize your heating system's performance by monitoring outdoor and warm air plenum temperatures. Complete all-inclusive controls make installation and setup easy. Using our dual energy selector makes switching energy types as easy as a "flip of the switch".

When used with heat pump and gas/oil furnace:

- ◆ Overcomes heat pump "cold air syndrome"
- ◆ Adjustable minimum warm air temperature
- ◆ Proportional control - outlet temperature ramps up with decrease in outdoor temperature
- ◆ Provides a control technology for utilizing the high efficiencies of a heat pump down to at least 0° F
- ◆ Generally provides \$400+ annual operating savings compared to dual fuel HP installations

When used with a gas/oil furnace:

- ◆ Full electric element modulation with target temperature output
- ◆ Simplified system control wiring
- ◆ Built-in over-temperature protection
- ◆ Air conditioning compatible
- ◆ Optional outdoor sensing
- ◆ Full kW demand - does not come on unless required by outdoor temperature



Electro
Providing Comfort Through
Efficient Energy Solutions

SPECIFICATIONS

| Single Stage Heat Pump or A/C | Two Stage Heat Pump | Evolution® or Infinity® Systems | ComfortLink II™ or Acculink™ Systems | kW @ 240VAC | Btu/h | Amps | Circuit Breakers |
|-------------------------------|-----------------------------|---------------------------------|--------------------------------------|-------------|--------|-------------|------------------|
| EM-W*102S [†] -SL1 | EM-W*102D [†] -SL2 | EM-W*102D [†] -SLC | EM-W*102D [†] -SLT | 10 | 34,000 | 21-21 | 60 |
| EM-W*153S [†] -SL1 | EM-W*153D [†] -SL2 | EM-W*153D [†] -SLC | EM-W*153D [†] -SLT | 15 | 51,000 | 21-21-21 | 60-30 |
| EM-W*204S [†] -SL1 | EM-W*204D [†] -SL2 | EM-W*204D [†] -SLC | EM-W*204D [†] -SLT | 20 | 68,000 | 21-21-21-21 | 60-60 |
| EM-W*254S [†] -SL1 | EM-W*254D [†] -SL2 | EM-W*254D [†] -SLC | N/A | 25 | 85,000 | 21-21-32-32 | 60-60-30 |

* U = Upflow D = Downflow

[†] 5 = 15" Wide 8 = 18" Wide


ELECTRICAL

- Spin finned rod elements (20-year warranty)
- Circuit breakers
- Electric utility control (heat and cool)
- Variable speed blower connection
- Single conventional 4-wire thermostat control
- A/C control and no thermostat feedback

STANDARD FEATURES

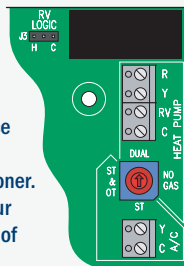
- Application selection dial - HP or non-HP
- All-inclusive controls, can be used with either heat pump or air conditioning
- Modulates electric elements to maintain precise output temperature
- Quiet operation with individual DC relays
- Energy control selector
- 2-year parts warranty

SYSTEM CONTROL



This dial allows you to control the efficiency of the electric heating system. The lower the dial is set, the more the heat pump is used before the plenum heater is added. The higher the dial is set, the sooner the plenum heater is added.

No more chip code changing or interface modules! It no longer matters if you are installing a heat pump or an air conditioner. Simply order the WarmFlo Select for your application and set this dial to the type of system being installed - it's that easy.

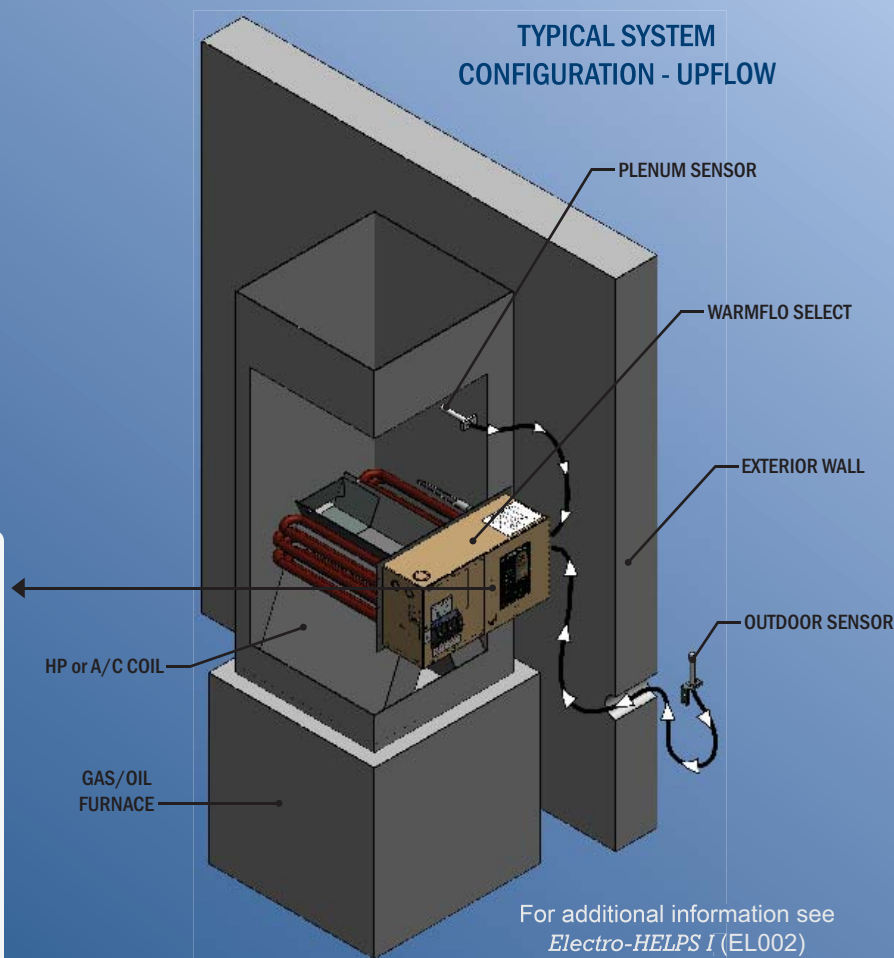


WARMFLO CONCEPT

How does WarmFlo work with an air source heat pump?

The WarmFlo controller receives temperature information from the warm air plenum sensor and the outside sensor to monitor the heating system performance. Using data from the sensors, the WarmFlo intelligent controller automatically establishes a warm air delivery temperature ideal for the specific outdoor temperature. As outside temperature drops, the air source heat pump output decreases and the warm air required to heat the home increases. The WarmFlo plenum heater automatically adds heat in 500 watt increments to meet the heating requirements of the home.

TYPICAL SYSTEM CONFIGURATION - UPFLOW



Specifications subject to change without notice, all rights reserved.

Providing Comfort Through Efficient Energy Solutions



ELECTRO INDUSTRIES, INC.

2150 West River Street, PO Box 538, Monticello, MN 55362
763.295.4138 • 800.922.4138 • fax 763.295.4434
sales@electromn.com • www.electromn.com

TO LOCATE A CONTRACTOR OR DISTRIBUTOR IN YOUR AREA VISIT WWW.ELECTROMN.COM AND CLICK ON DEALER FINDER