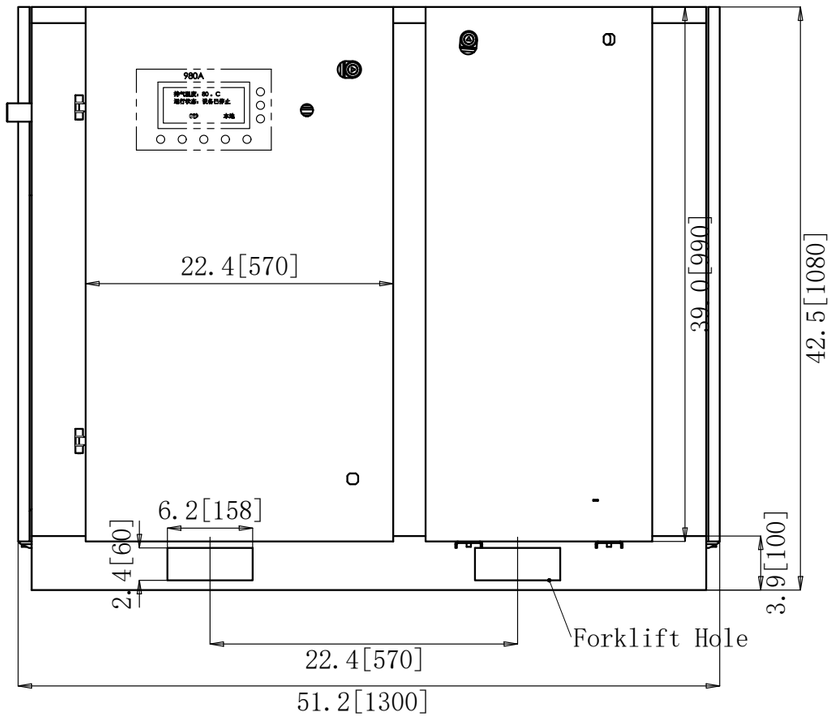

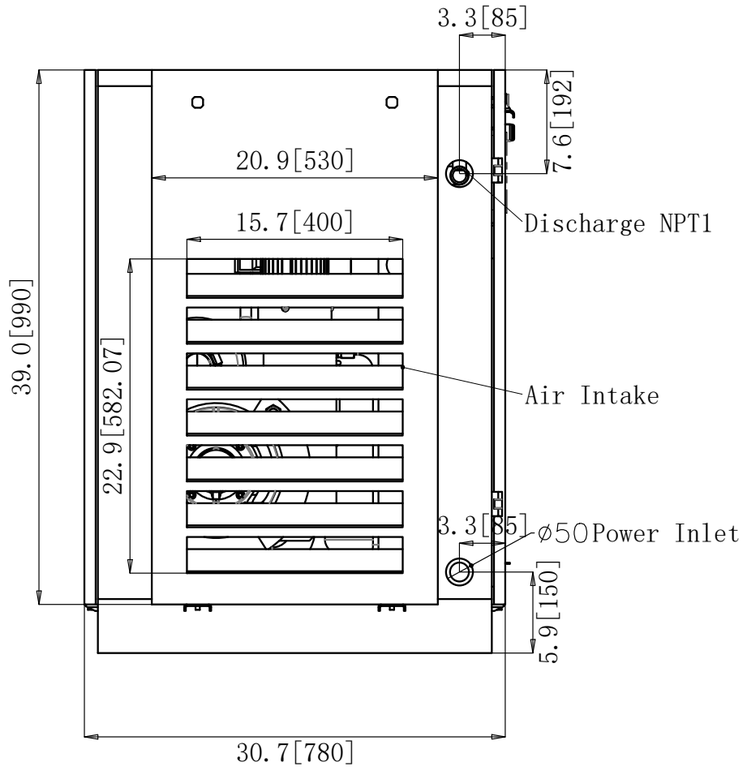

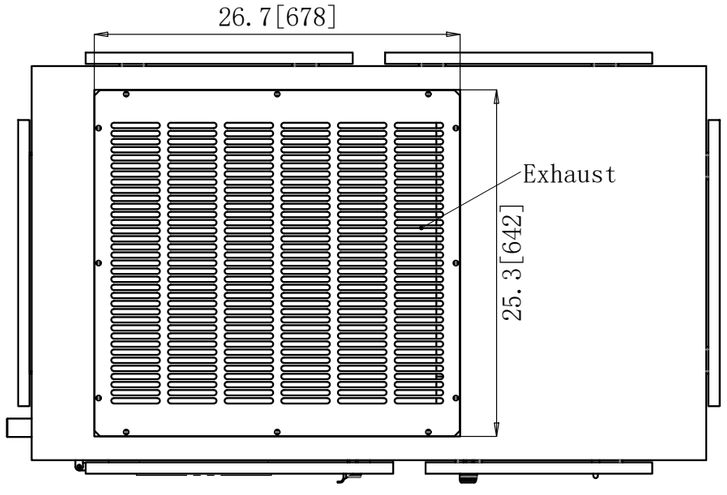

Specification

1. The compressor must have at least 4 feet of clearance around all side for proper ventilation and cooling.
2. The compressor must be installed on a smooth, level surface capable of supporting the gross weight of the machine.

UNLESS OTHERWISE SPECIFIED
TOLERANCE ON ANGLES: +/- 0.5 DEGREE
MACHINED PARTS TOLERANCE: +/- 0.03 in
SHEETMETAL TOLERANCE: +/- .13 in
FINISH ON MACHINED SURFACES 12.5

DESIGN			STD		
CHECK			AUDITING		
			APPROVE		

KRSD15-20 FS

PHASE SIGN				WEIGHT	SCALE
S					

SHEET 1 OF 1

KAISHAN

Outline Dimensions

D15/20-12132019-001

REF. ONLY

NEXT ASSE