

VOL. 223



TITAN[®]

FULL LINE CATALOG



SCAN FOR
DIGITAL COPY





THE BEST AND LONGEST WARRANTY IN THE INDUSTRY

Four-Year Manufacturer's Defect

We pledge that our sprayers are free from defects in materials and workmanship. This excludes normal wear items and consumables such as filters, piston, packings, spray tips, spray guns, hoses, etc.

Lifetime DuraLife HE and PMDC Motor Warranty

If the motor fails for any reason (including wear) for as long as you own the sprayer, we will replace the motor at no cost to you.

Limited Lifetime DCX Motor Warranty

If the motor fails from normal usage for as long as you own the sprayer, we will replace the motor at no cost to you.

Gas Engine Warranty

Three-year Honda® and two-years all others.

Two-Year Turbine Warranty

Lifetime Drive Train Warranty

If the drive train fails from normal usage for as long as you own the sprayer, we will replace the drive train at no cost to you.

Lifetime Warranty on PermaStroke Technology™ Fluid Pump

Get a lifetime warranty on the PermaStroke Technology fluid pump. If the fluid pump fails for any reason (including wear) for as long as you own the sprayer, we will replace the fluid pump at no cost.

35-Day Satisfaction Guarantee

If for any reason the sprayer does not perform up to your expectations within 35 days, the sprayer can be exchanged for the identical model or full credit toward the purchase of a Titan sprayer of larger size and value.

Express Parts Program

- ▶ More than 550 Authorized Service Centers nationwide
- ▶ The most common repair parts are guaranteed to be in stock 100% of the time
- ▶ If for any reason your preferred Authorized Service Center is out of stock, free 2nd day air is available when ordered by 3:00 pm (EST)

GO TO TITANWEARGUARD.COM FOR MORE INFORMATION



FULL LINE CATALOG

- 04 IMPACT®**
Durable electric airless sprayers built with smart features that make an Impact.
-
- 05 IMPACT X™**
Taking jobsite performance to the next level with features that enhance performance X-potentially.
-
- 06 IMPACT INTELLISYNC®**
These fully featured sprayers offer the ultimate in functionality and convenience.
-
- 07 POWRTWIN™**
For large-scale residential, commercial and industrial applications.
-
- 08 POWRTWIN DI**
The most powerful portable sprayers on the market today.
- 08 POWRBEAST®**
Heavy-duty direct immersion sprayers capable of spraying light- to heavy-bodied coatings.
-
- 09 ELITE®**
Perfect for the contractor who is looking for a lightweight, portable sprayer for small- to medium-sized jobs.
-
- 10 HYDRA X™**
The ultimate sprayers for any job where maximum power is required.
-
- 11 CAPSPRAY™**
Maximize productivity and profit with these lightweight, portable sprayers.
-
- 12 MAXUM GUNS**
Finishing tools designed for maximum control and accurate delivery.
- 13 FINE FINISHING**
Delivers beautiful finishes quickly and easily.
-
- 14 POWRCOAT™**
Pneumatic sprayers for virtually any heavy-duty application.
-
- 15 POWRLINER™**
A broad line of pavement- and turf-marking equipment for all size projects.
-
- 16 AIRLESS GUNS**
Guns that deliver a perfect finish the first time—every time.
-
- 18 AIRLESS TIPS**
Renowned in the industry for their fan pattern consistency and long life.

OUR MISSION

When your business depends on the tools you use,
you need to be able to count on the people who make them.

Our relentless commitment to helping every professional painter be their
best leads to better work, improved ROI and growing business.

IMPACT[®] SERIES

Features:

Field Serviceable Fluid Section

One-piece polyethylene packings and no cylinder to wear out.

DuraLife™ Brushless HE Motor

Available on 640–1040 models
Optimized for every tip size and every painter's technique.

Digi-Trac™ Digital Display

Available on 640 & 840 models
No pressure fluctuation, X-Lock anti-theft and
resettable gallon counter and hour meter.



Sureflo™ Pusher Valve

Makes system priming easy.

Available on 440 & 640 models



AutoOiler™

Deliver oil to the packings with
the push of a button.

Standard on models 440 and larger.

Business is demanding and you need the kind of performance you expect from Titan sprayers. It's time to invest in the expanded features and performance that will make a major IMPACT on your profit margin.



Impact 840
High Rider



Impact 440
Skid



Impact 640
Low Rider

	Impact 410	Impact 740	Impact 1040	Impact 1040T
SPECIFICATIONS				
Max. Delivery	0.47 gpm	0.80 gpm	1.15 gpm	1.15 gpm
Max. Tip Size (1-Gun)	0.021"	0.029"	0.033"	0.033"
Max. Tip Size (2-Guns)	----	0.019"	0.022"	0.022"
Max. Operating Pressure	3100 psi	3300 psi	3300 psi	3300 psi
Gun Included	RX-80 4 Finger	RX-Pro	RX-Pro	RX-Apex™ Non-Filter
Motor (120V)	0.75 hp PMDC	2.00 hp DuraLife Brushless HE	2.50 hp DuraLife Brushless HE	2.50 hp DuraLife Brushless HE
CONFIGURATIONS				
	PART NO.	PART NO.	PART NO.	PART NO.
Skid	532052	----	----	----
High Rider	532053	805-007	552600	2405360
Low Rider	----	----	----	----

All configurations come with a 517 HEA Tip and 1/4" x 50' airless hose.

Features:

MaxFX™ Fluid Section

Quick-change fluid section that is replaceable in minutes on the jobsite



DuraLife™ HE Brushless Motor

Optimized for every tip size and every painter's technique



Logix™ Adaptive Pressure Control System

Enhances performance through innovative tip-sensing technology

Vertical Filter Housing

Completely drains coatings and cleans up to 3X faster with as little as 1/3 the water or other cleaning fluid

THE NEXT GENERATION

X-potentially multiply your productivity with the all-new Impact X 440 from Titan. It's the 440 you love, re-engineered and re-imagined for the future. Taking jobsite performance to the next level with features that enhance performance.



Impact X 440 High Rider



Impact X 440 Skid

SPECIFICATIONS	
Max. Delivery	0.54 gpm
Max. Tip Size (1-Gun)	0.023"
Max. Operating Pressure	3300 psi
Gun Included	RX-80 2 Finger
Motor (120V)	1.20 HP Duralife HE Brushless
CONFIGURATIONS	PART NO.
Skid	2429069
High Rider	2430510

All configurations come with a 517 HEA Tip and 1/4" x 50' airless hose.

IMPACT INTELLISYNC® SERIES

Features:

Field Serviceable Fluid Section

EasyOut™ Fluid section is easy to replace on the jobsite, no tools required.

DuraLife™ HE Brushless Motor

Optimized for every tip size and every painter's technique

Digi-Trac™ Digital Display

Available on I models only

No pressure fluctuation, X-Lock anti-theft and resettable gallon counter and hour meter.

Logix™ Adaptive Pressure Control System

Enhances performance through all-new tip-sensing technology



AutoOiler™

Deliver oil to the packings with the push of a button.



Connects sprayer to the MyTitan mobile app



Integrated GPS system gives your real-time location of sprayer (Available on Impact IA models only)

CONNECTED APP-DRIVEN SPRAYERS

These fully featured sprayers offer the ultimate in functionality and convenience for the longest days and biggest projects. Capable of supporting large tip sizes and multiple guns, you can rely on the power and performance of the Impact Intellisync sprayers.



	Impact 640i & IA	Impact 840i & IA	Impact 1140i & IA
SPECIFICATIONS			
Max. Delivery	0.70 gpm	1.00 gpm	1.20 gpm
Max. Operating Pressure	3300 psi	3300 psi	3300 psi
Max. Tip Size (1-Gun)	0.027"	0.032"	0.034"
Max. Tip Size (2-Guns)	---	0.021"	0.023"
Gun Included	RX-Pro	RX-Pro	RX-Pro
Motor (120V)	1.55 HP DuraLife HE Brushless	2.3 HP DuraLife HE Brushless	2.6 HP DuraLife HE Brushless
CONFIGURATIONS			
	PART NO.	PART NO.	PART NO.
Skid I	2419187	---	---
Skid IA	2418753	---	---
High Rider I	2419194	2419303	2419294
High Rider IA	2419011	2419222	2419291
Low Rider I	2419039	2419300	---
Low Rider IA	2419038	2419297	---

All configurations come with a 517 HEA Tip and 1/4" x 50' airless hose.

POWRTWIN™ SERIES

Features:

Severe Service™ 900 Pump

- Cylinder and piston rod are tempered with a proprietary heat-treating process that increases pump life 150% over competitive pumps.
- Self-adjusting packings prevent over-tightening and help prevent wear.

Speeflo® HydraDrive™

Speeflo HydraDrive ▶

Reliable, smooth, slow-stroking hydraulic drive greatly extends the operational life of the sprayer.



Accurate Pressure Control

- Adjust operating pressure from 400 to 3300 psi and spray low viscosity primers to heavy-bodied finish paints.
- For even more power, the PowrTwin 12000 Plus provides an operating pressure up to 3600 psi.

Long Life & Durable

Longest stroking portable sprayer in the market.

Convertible

Easy, tool-free ability to swap between a gas engine and an electric motor. Optional ConvertoKits sold separately.



Belt Guard

Pivotable housing provides easy access for belt replacement and power source conversion.



Heavy-Duty Frame

Durable cart with telescoping handle and convenient life handles.

HYDRAULIC PISTON SPRAYERS

Since their introduction almost half a century ago, PowrTwin hydraulic piston sprayers have a well-earned reputation for durability and dependability among serious contractors for large-scale residential, commercial and industrial applications. Each sprayer supports multi-gun usage and quickly converts between electric and gas power.



PowrTwin 8900 Plus

POWERED by
HONDA™

SPECIFICATIONS	ELECTRIC POWERED		GAS POWERED			
	PowrTwin 6900 Plus	PowrTwin 8900 Plus	PowrTwin 4900 Plus	PowrTwin 6900 Plus	PowrTwin 8900 Plus	PowrTwin 12000 Plus
Max Delivery	1.25 gpm	1.25 gpm	1.50 gpm	2.25 gpm	2.50 gpm	3.15 gpm
Max Operating Pressure	3300 psi	3300 psi	3300 psi	3300 psi	3300 psi	3600 psi
Max Tip Size (1-Gun)	0.033"	0.034"	0.044"	0.050"	0.054"	0.058"
Max Tip Size (2-Guns)	0.023"	0.024"	0.031"	0.035"	0.038"	0.040"
Max Tip Size (3-Guns)	0.019"	0.020"	0.025"	0.029"	0.032"	0.034"
Max Tip Size (4-Guns)	---	---	---	0.025"	0.028"	0.030"
Power Source	2 hp, TEFC DC motor	2 hp, TEFC DC motor	Honda GX160 engine	Honda GX160 engine	Honda GX200 engine	Honda GX270 engine
Gun Included	RX-Pro	RX-Pro	RX-Pro	RX-Pro	RX-Pro	RX-Apex, non-filtered
Part Number	290028	290027	290012	290013	290018	290016

All configurations come with a 517 HEA Tip and 1/4" x 50' airless hose.

POWRTWIN DI SERIES

With multi-gun support and an efficient direct immersion siphon system capable of spraying very heavy coatings like drywall compound and elastomerics, these are the most powerful portable sprayers on the market today.



PowrTwin
12000 Plus DI

POWERED by
HONDA

Features:

Direct Immersion

Efficiently siphons heavy viscosity coatings

Multiple Spray Guns

With an industry-leading 3.15 gpm, the 12000 Plus DI supports up to 6 spray guns

Convertible

Easy, tool-free ability to swap between a gas engine and an electric motor.

Note: Optional ConvertoKits sold separately.

Belt Guard

Pivoting housing provides easy access for belt replacement and power source conversion



EZ Swing Frame

Minimizes spillage during paint changes and facilitates convenient transportation

SPECIFICATIONS	ELECTRIC POWERED	GAS POWERED	
	PowrTwin 6900 Plus DI	PowrTwin 6900 Plus DI	PowrTwin 12000 Plus DI
Max Delivery	1.25 gpm	2.25 gpm	3.15 gpm
Max Operating Pressure	3300 psi	3300 psi	3600 psi
Max Tip Size (1-Gun)	0.033"	0.050"	0.058"
Max Tip Size (2-Guns)	0.023"	0.035"	0.040"
Max Tip Size (3-Guns)	0.019"	0.029"	0.034"
Max Tip Size (4-Guns)	---	0.025"	0.030"
Power Source	2 hp, TEFC DC motor	Honda GX160 engine	Honda GX270 engine
Gun Included	RX-Apex, non-filtered	RX-Apex, non-filtered	RX-Apex, non-filtered
Part Number	290029	290021	290023

All configurations come with a 517 Tip and 3/8" x 50' airless hose

POWRBEAST® SERIES

These heavy-duty, direct immersion hydraulic piston sprayers are the preferred choice for serious contractors, who need more power and durability for large-scale jobs.



PowrBeast
7700 Gas

POWERED by
HONDA

Features:

HydraStroke® Technology

- ▶ Unmatched durability and performance powered by electronically-controlled hydraulics
- ▶ Unlike clutch units that small tips can damage, PowrBeast has the versatility to spray heavy and light-bodied coatings easily
- ▶ Hydraulic motor is optimized with one moving part, reducing heat and extending life

Severe Service™ Fluid Section

- ▶ Slow-stroking piston maximizes power and efficiency
- ▶ Proven Titan self-adjusting packing technology extends time between repacks
- ▶ Field serviceable with easy to remove/replace fluid section

Intelligent Design

- ▶ Extremely efficient cooling system
- ▶ Large 12" pneumatic tires increase portability and make traveling over rough surfaces easier
- ▶ Simplified pump assembly for easier service

SPECIFICATIONS	PowrBeast 7700	PowrBeast 9700
	Max. Delivery	2.00 gpm
Max. Operating Pressure	3300 psi	3300 psi
Max. Tip Size (1-Gun)	0.047"	0.055"
Max. Tip Size (2-Guns)	0.033"	0.039"
Max. Tip Size (3-Guns)	0.027"	0.031"
Max. Tip Size (4-Guns)	0.023"	0.027"
Max. Tip Size (5-Guns)	---	0.023"
Power Source	Honda GX200 engine	Honda GX270 engine
Gun Included	RX-Pro	RX-Pro
Part Number	537005	537007

All configurations come with a 517 Tip and 1/4" x 50" airless hose.

ELITE 3000

Perfect for everyday use on residential, property maintenance and small commercial applications applying most architectural coatings such as interior and exterior latex, stains, lacquers, sealers, enamels and primers with ease.

Features:

PermaStroke Technology™

- Continuously stroking system eliminates deadband, delivering consistent coverage
- No piston or packings, cylinder or clutch to wear or burn out
- Lifetime warranty on fluid pump
- Delivers top performance at pressures from 0 to 3300 psi when using small or large tips

Sureflo™ Pusher Valve

Makes system priming easy

Multi-position Cart

Spray configurations include a high rider direct immersion or low rider siphon

Field Serviceable

Change out the cartridge-style inlet and outlet valves in less than 5 minutes with common tools change out in 5 minutes or less



Elite 3000 offers a direct immersion option when used in a High Rider configuration

Elite 3000 can be used with a flexible suction set when used in a Low Rider configuration

SPECIFICATIONS		Elite 3000
Max. Delivery		0.60 gpm
Max. Tip Size		0.025"
Max. Operating Pressure		3300 psi
Motor		1.2 hp DCX
Gun Included		RX-Pro
Part Number		2402333

Elite 3000 comes with a 517 Tip and 1/4" x 50' airless hose.

ELITE 3500

The perfect sprayer for the contractor who is looking for a lightweight, gas-powered sprayer, for small to medium-sized jobs.

Features:

PermaStroke Technology

- Continuously stroking system eliminates deadband, delivering consistent coverage
- No piston or packings to wear or replace
- Lifetime warranty on fluid pump
- Proven technology with a 50-year history of pumping paint

FlatLine Pulsation Dampener™

- Eliminates all pressure fluctuations in the system
- Provides smooth operation and a consistent finish

Extremely Rugged & Durable

POWERED by
HONDA™



Elite 3500 High Rider

SPECIFICATIONS		Elite 3500
Max. Delivery		0.75 gpm
Max. Tip Size (1 Gun)		0.27"
Max. Tip Size (2 Guns)		----
Max. Operating Pressure		3300 psi
Engine		Honda® GX120
Gun Included		RX-Pro
CONFIGURATIONS		PART NO.
High Rider		537012
Low Rider		537013

The Elite 3500 comes with a 517 Tip and 1/4" x 50' airless hose.

HYDRA X™ SERIES

DIRECT IMMERSION HYDRAULIC SPRAYERS

The Hydra X Series from Titan maximizes your efficiency on the jobsite with a Direct Immersion System, which means no transfer pumps, flexible siphon tubes, or air compressors are needed. It features limit-sensing hydraulics for better control, interchangeable fluid sections, and an AutoLift™ system that raises and lowers the fluid section with the push of a button. When the job calls for the toughest coatings, the Hydra X delivers more.



Hydra X 7230

Features:

HydraStroke® Technology

- ▶ Unmatched durability and performance powered by electronically controlled hydraulics
- ▶ Unlike clutch units that small tips can damage, the Hydra X has the versatility to spray heavy and light bodied coatings with ease
- ▶ Hydraulic motor is optimized with one moving part, reducing heat and extending life

Severe Service™ Fluid Section

- ▶ 5" long, slow stroking piston maximizes power and efficiency to extend the pump life
- ▶ Uses a tri-chrome process to create the industry's most durable fluid section with packings designed specifically for aggressive coatings
- ▶ Proven Titan self-adjusting packing technology with over 45 years in the field extends time between repacks
- ▶ New patent pending quick removal fluid section allows one person to service on the jobsite with ease

Smart Design

- ▶ One sprayer with modular fluid sections allowing for two different performances out of one sprayer
- ▶ Large 12" pneumatic tires make it easy to move around jobsite



AutoLift™ System

- ▶ Effortless changeover for 55 gallon drums or 5 gallon pails
- ▶ Raise and lower the fluid section & hydraulic motor pump with the touch of a button

Extremely Efficient Cooling System

- ▶ Two cooling fans maximize air flow over hydraulic system
- ▶ Large 6 gallon hydraulic fluid reservoir

POWERED by
HONDA™

Hydra X 4540

High-production unit for all architectural coatings, dry wall mud, epoxies, mastics and elastomeric roof coatings

Use if you're primarily spraying: acrylic elastomeric roof coatings, asphalt emulsion, zinc coatings, or commercial architectural coatings

Hydra X 7230

Powerful high pressure sprayer for hard to atomize materials like silicone and epoxies

Use if you're primarily spraying: silicone, epoxy, or elastomeric

	Hydra X 4540	Hydra X 7230
SPECIFICATIONS		
Max. Delivery	4.0 gpm (15.1 lpm)	3.0 gpm (11.4 lpm)
Max Tip Size (1-Gun)	0.067"	0.057"
Max Tip Size (2-Guns)	0.043"	0.035"
Max Tip Size (3-Guns)	0.035"	0.031"
Max Tip Size (4-Guns)	0.031"	0.027"
Max Tip Size (5-Guns)	0.025"	0.021"
Max Tip Size (6-Guns)	0.021"	----
Max. Operating Pressure	4500 psi	7250 psi
Cycles Per Gallon	15	23
Volumetric Flow per Double Stroke	247 cc	162 cc
CONFIGURATIONS		
Part No. 49 States	2412275	2412277
Part No. California	2412275X	2412277X
Part No. Kohler Engine	2412275K	2412277K
Part No. 49 States 250' GHT	2424560	2424561
Part No. California 250' GHT	2424560X	2424561X
Part No. Kohler 250' GHT	2424560K	2424561K

CAPSPRAY™ SERIES

Features:

Powerful Atomization

Legendary power delivers the finest atomization for a superior finish.

High Transfer Efficiency

Ranges up to 90%.

Dual Air Filtration

Available on 95, 105 and 115 models
An automotive type air filter on the atomizing air side

Pre-filter

On both atomizing air and cooling air sides.

Built-In Toolbox

For needles, nozzles, air caps and nozzle wrench.

Built-In Cup Holder

Also serves as docking station for Transfer Pump accessory.

Dirty Filter Warning Light

Extend the life of your turbine and maintain maximum performance with clean filters.



■ Capspray 95 with Maxum II Gun

Note: Capspray units include one (1) Titan HVLP gun.

	Capspray 75	Capspray 95	Capspray 105	Capspray 115
SPECIFICATIONS				
Air Pressure	7.5 psi	9.5 psi	10.5 psi	11.5 psi
Turbine	3-Stage Tangential	4-Stage Tangential	5-Stage Tangential	6-Stage Tangential
Hose Length	25'	30'	30' and 5' Whip	30' and 5' Whip
Weight	20.5 lbs	21.0 lbs	22.0 lbs	23.0 lbs
Needle Nozzle Set (Additional)	----	----	#4	#4, #5
CONFIGURATIONS				
	PART NO.	PART NO.	PART NO.	PART NO.
With Maxum II Gun	524031	524032	----	----
With Maxum Elite Gun	----	----	524033	524034*

*Includes Gravity Cup Accessory.

HVLP SPRAYERS

High-end woodworking, cabinetry and furniture finishing projects require the high transfer efficiency that only Titan Capspray can deliver. These lightweight, portable, high-viscosity, low-pressure sprayers will apply all fine finishes with speed and precision – maximizing both productivity and profit.



■ Capspray 115 with Maxum Elite Gun

ACCESSORIES:

2 Quart Remote Cup 524203

The remote cup system enables you to increase spraying time between refills without adding the cost and weight of a bulky air compressor.



Maxum Elite Gravity Gun 524052

Easily changes from a standard to a gravity-fed pressure cup. Works with all competitive HVLP turbines.



3M® PPS™ Paint Preparation System

3M PPS Paint Preparation System is a unique, closed paint system that eliminates the need for separate mixing cups and filters. Instead, paint is mixed in a liner bag which marries to a direct filter and is then mounted on the spray gun with a dedicated adapter.



DESCRIPTION	PART NO.
PPS Starter Kit (Includes Pressure Cup, Gun Adapter, 10 Plastic Cup Liners and Lids)	CA91-589
Pressure Cup	CA91-560
Gun Adapter	CA91-575
Plastic Cup Liners and Lids (10)	CA91-562



MAXUM II GUN

The Maxum II provides precision and control while delivering a flawless finish. Designed with large internal air passages that provide the versatility to spray light- and heavy-bodied coatings with ease.

- ▶ Ability to convert from non-bleeder to bleeder gun
- ▶ Comes standard with a #3 Pro Set (needle set)

CONFIGURATION	PART NO.
Maxum II Gun with Pressure Fed 1-Quart Cup	524041



MAXUM ELITE GUN

The Maxum Elite gun is designed for contractors and finishing professionals who expect flawless results with the versatility to use a gravity or siphon fed cup gun.

- ▶ Removable and reversible fluid chamber design enables use with standard pressurized cup and pressurized gravity cup
- ▶ Indexed air and fluid controls for easy use
- ▶ Fluid needle stays with packing and head assembly for color and tip size change, allowing for easier storage and clean up
- ▶ Integrated check valve in gun head
- ▶ Comes standard with #3 Pro Set (needle set)

CONFIGURATION	PART NO.
Pressure Fed 1-Quart Cup	524027
Gravity Gun with Stand	524052
Front End Accessory with #3 Pro Set	524073
Front End Accessory with #4 Pro Set	524074
Gravity Cup Accessory with Stand	524045

Projector Set Recommendation Chart

MATERIAL	PROJECTOR SET RECOMMENDED	VISCOSITY CUP (SECONDS)
Nitrocellulose Lacquer	2 to 3	18-22
Stain / Varnish	2 to 3	18-22
Lacquers	3 to 4	18-25
Shellac	3 to 4	18-22
Enamels	3 to 4	30-35
Alkyd	3 to 4	18-22
Water-Based Acrylic	3 to 4	30-35
Polyurethane	3 to 4	20-30
Sealer	3 to 4	30-35

MATERIAL	PROJECTOR SET RECOMMENDED	VISCOSITY CUP (SECONDS)
Ceiling Paint	4 to 5	20-30
Water-Based Epoxy	4 to 5	20-30
Latex Primer	4 to 5	20-25
Oil-Based Multi-color	4 to 5	30-35
Metal Latex	4 to 5	30-35
Water-Based Multi-color	5 to 6	30-35
Adhesives, High-Viscosity Gels	5 to 6	30-35
Extra Heavy Viscosity	6 to 7	25-35
Orange Peel, Sand Texture	7	----

Features:

High Production Fine Finishing

All Architectural Coatings

From clears to finish-quality latex.

Zero Pressure Fluctuation

ED 655 Plus

A compact, lightweight system that's easy to use, easy to transport, and dependable. For fine finish projects and the contractors who tackle them, we designed the Titan ED 655 Plus.

AirCoat™

The speed and power of an airless sprayer combined with the precise control and transfer efficiency of an HVLP sprayer in a single, incredibly efficient application system – the Titan AirCoat™ Air-Assisted Airless Sprayer enables you to apply coatings in an air-assisted mode to deliver ultra-fine atomization and higher transfer efficiency. Switch to airless mode to apply a broad range of interior and exterior coatings with the production speed you expect from Titan.

MultiFinish™ 440

The MultiFinish 440 is designed as a high production fine finish air-assisted airless system built on the legendary Titan 440 airless sprayer platform offering two systems in one. It sprays all coatings with little or no reduction.

SPECIFICATIONS	AIRLESS	AIR ASSISTED AIRLESS	
	ED 655 Plus	AirCoat	MultiFinish 440
Max. Delivery	0.35 gpm	0.35 gpm	0.54 gpm
Max. Tip Size (1-Gun)	0.017"	0.017"	0.023"
Max. Fluid Pressure	2800 psi	2800 psi	3300 psi
Max. Air Pressure	----	35 psi	35 psi
Weight	27 lbs	56 lbs	90 lbs
Fluid/Air Hose Length	50' with 3' Whip	50' with 5' Whip	50'
Spray Gun	RX-80™	GM3600	GM3600
Pump Motor	1/2 hp TEFC	1/2 hp TEFC	7/8 hp PMDC
Part Number	508090	0508074A	524029



ACCESSORIES:

GM 3600 Pro Gun with Reversible Tip Guard 2404548

This design offers ergonomic comfort and a reversible tip system without sacrificing finish quality. Comes with a push-in filter and works with all standard reversible airless and fine finish tips.



GM 3600 Pro Gun with Flat Tip Guard 2412194

Includes a 9/20 flat tip.



Airless & Air Hose 50-Foot Set 524333



POWRCOAT™ SERIES

Features:

Premium is Standard

Minimal Maintenance

Titan's proven severe-duty fluid section with self-adjusting packings keeps you working in the most demanding of jobsites.

Anti-icing Motor

Ensures continuous operation in all environments.

Power to Handle Any Job

The PowrCoat series pressure ranges from 3000 to 7500 psi.

Flow

Outputs from one to four gallons per minute.

Self-adjusting

No packing nut to adjust.

Severe Service™ Fluid Section is Standard

Severe-service paint pumps and high-efficiency air motors are standard on all models.

PowrCoat piston is engineered to provide unmatched chemical and solvent resistance while creating an ultra-smooth surface that operates with a smooth stroke, minimizing friction and wear.

Tungsten carbide valve seats provide maximum life and smooth, efficient operation with hardened stainless steel check balls.

AirCare™ System

Complete FRL (Filter, Regulator, Lubricator) standard for optimal durability with every PowrCoat

Automatic draining moisture trap

Easy access air filter and lubrication reservoir

Models for virtually any application, including architectural, finishing, industrial maintenance, corrosion control, roofing, waterproofing and marine; protective coatings.



■ PowrCoat 1072

	PowrCoat 730	PowrCoat 745	PowrCoat 940	PowrCoat 960	PowrCoat 1045	PowrCoat 1064	PowrCoat 1072
SPECIFICATIONS							
Air Motor Diameter	7"	7"	9"	9"	10"	10"	10"
Ratio	30:1	45:1	40:1	60:1	45:1	64:1	72:1
Stroke Length	4"	4"	4"	4"	4.75"	4.75"	4.75"
Fluid Output per Cycle	182cc	114cc	182cc	114cc	254cc	188cc	167cc
Max. Recommended Output	4.0 gpm	2.8 gpm	4.0 gpm	2.8 gpm	4.0 gpm	3.0 gpm	2.7 gpm
Max. Recommended Vol. Requirements	98 cfm	102 cfm	116 cfm	128 cfm	172 cfm	171 cfm	173 cfm
Max. Air Input Pressure	100 psi	100 psi	100 psi	100 psi	100 psi	100 psi	100 psi
Max. Operating Pressure	3000 psi	4500 psi	4000 psi	6000 psi	4500 psi	6400 psi	7200 psi
CONFIGURATIONS							
	PART NO.	PART NO.	PART NO.	PART NO.	PART NO.	PART NO.	PART NO.
Cart (bare)	0533730C	0533745C	0533940C	0533960C	05331045C	05331064C	05331072C

POWRLINER™ SERIES

Features:

Large 16" Pneumatic Tires

Increases portability and makes traveling over rough surfaces easier

Swing Back Frame Design

Increases operator leverage and reduces fatigue

Electric Engine Start

Quick and convenient way to start projects
(Models 6955 and 8955 only)



DeadLock Handlebars™

Infinitely adjustable in 3 planes

Available on PowrLiner 4955, 6955, and 8955 units.



SmartArm Pivot System SmartArm Lift System

SmartArm™

Pivots and lifts, making line adjustments and transportation quick and easy

Available on PowrLiner 4955, 6955, and 8955 units.



PowrCenter™ Dashboard

Convenient access to user controls, tip holder, and cup holder.

Designs vary by model

Engineered and built with technology to deliver best-in-class, sharp and consistent line quality on a variety of surfaces including concrete, parking lots, and athletic fields.



PowrLiner 3500



PowrLiner 850



PowrLiner 8955

	ELECTRIC POWERED		GAS POWERED				
	PowrLiner 3500	PowrLiner 850	PowrLiner 3500	PowrLiner 3500S	PowrLiner 4955	PowrLiner 6955	PowrLiner 8955
SPECIFICATIONS							
Max Delivery	0.75 gpm	0.33 gpm	0.75 gpm	0.75 gpm	1.25 gpm	2.10 gpm	2.50 gpm
Max Operating Pressure	3300 psi	3000 psi	3300 psi	3300 psi	3300 psi	3300 psi	3300 psi
Max Tip Size (1-Gun)	0.027"	0.021"	0.027"	0.027"	0.034"	0.047"	0.054"
Max Tip Size (2-Guns)	---	---	---	---	0.025"	0.031"	0.038"
Power Source	Honda eGX 72V (Electric)	37.7cc 4-stroke (Gas)	Honda GX120 (Gas)	Honda GX120 (Gas)	Honda GX120 (Gas)	Honda GX160 (Gas)	Honda GX200 (Gas)
Pump Drive	Clutchless Sealed Hydraulic	Clutch Driven	Clutchless Sealed Hydraulic	Clutchless Sealed Hydraulic	Hydraulic	Hydraulic	Hydraulic
Part Number	2445730B	0290005A	537015	2417440	0290052H	0290053H	0290054H

LazyLiner Series Specifications

DESCRIPTION	LAZYLINER PRO		LAZYLINER ELITE	
Gas Engine	Honda GX160		Honda GX200	
Start	Pull		Electric	
Forward Speed	0 - 12 mph (0 - 19 kph)		0 - 12 mph (0 - 19 kph)	
Reverse Speed	0 - 7 mph (0 - 11 kph)		0 - 7 mph (0 - 11 kph)	
Bumper / Engine Protection Bar	Optional: Part No. 2423493		Included	
100W Lamp Coil Charging System	No		Yes ¹	
Part Number	0290041H		0290040H	

¹ Allows additional accessories (lasers, lights, etc.) to directly access on-board electrical power

- Compatible with PL2850, PL3500, PL3500S, PL4900XLT, PL4950, PL4955, PL6900XLT, PL6950, PL6955, PL8900XLT, PL8950, PL8955
- Line Striper Hitch Kit required and sold separately

Hitch Kits

CONFIGURATION	KIT PART NO.
PowrLiner 2850	0290043Z
PowrLiner 3500, 3500S, 4500	537935
PowrLiner 4955, 6955, 8955 PowrLiner 4950, 6950, 8950	2430599
PowrLiner 4900XLT, 6900XLT, 8900XLT	2430599 + 0290489A (updated axle with pre-drilled thru-holes)

LazyLiner drivers are not shipped with a hitch.

AIRLESS SPRAY GUNS

RX-PRO[®]

AIRLESS SPRAY GUN

The RX-Pro airless spray gun redefines spraying with unmatched comfort and durability including on-board tools like the built-in filter wrench that make jobsite life easier.



FingerPrint Grip[®]
Customize the grip to comfortably fit any painter's hand.



Ultra-light Trigger
30% lighter than the competitor's trigger pull decreasing fatigue.



Infinity Packing[®]
2X the gun life by reversing the seat and changing the ball.



Onboard Tools
Smart tools that make jobsite life easier.

- Comes standard with both two- and four-finger triggers
- Pressure rated at 3600 psi (24.8 MPa)

DESCRIPTION	PART NO.
RX-Pro Airless Gun with HEA Tip	538020
RX-Pro Gun, Hose, 3' Whip Hose and HEA Tip Kit	538022
RX-Pro Gun, Hose, 3' Whip Hose & HEA Tip Kit	538033
RX-Pro Ball Valve Repair Kit	538221



Three Grip Sizes Available

RX-Pro FingerPrint Grip

Customizable to your hand size.

DESCRIPTION	PART NO.
Small	538217
Medium	538218
Large	538219

RX-80[™]

AIRLESS SPRAY GUN

The RX-80 features all-metal construction with tungsten carbide ball valve and seat for added durability. The RX-80 is available in 2- or 4-finger configuration.



Comfort Grip[™]
Ergonomic design brings added comfort.



Longer Life Packing Kit
Lasts longer with improved performance.



Onboard Tools
Smart tools that make jobsite life easier.

- Comes with two- or four-finger trigger
- Pressure rated at 3600 psi (24.8 MPa)

DESCRIPTION	PART NO.
RX-80 Airless Gun, Four-Finger with HEA	538005
RX-80 Airless Gun, Two-Finger with HEA	538006
RX-80 Airless Gun, Four-Finger with SC-6+	538007
RX-80 Airless Gun, Two-Finger with SC-6+	538008
RX-80 4-Finger Gun, Hose and Tip Kit with TR1*	538010
RX-80 4-Finger Gun, Hose and Tip w/ SC-6+*	538011
RX-80 Repair Kit	538215

*Includes additional 3' whip hose and a 2-finger trigger.



RX-80 Gun with Four-Finger and HEA Tip

AIRLESS SPRAY GUNS

RX-APEX™

AIRLESS SPRAY GUN



Infinity Packing

2X the gun life by reversing the seat and changing the ball.



FingerPrint+ Grip™

Fully adjustable grip delivers maximum customization.



All-Day Trigger®

28% lighter trigger pull force and 74% less hold force.

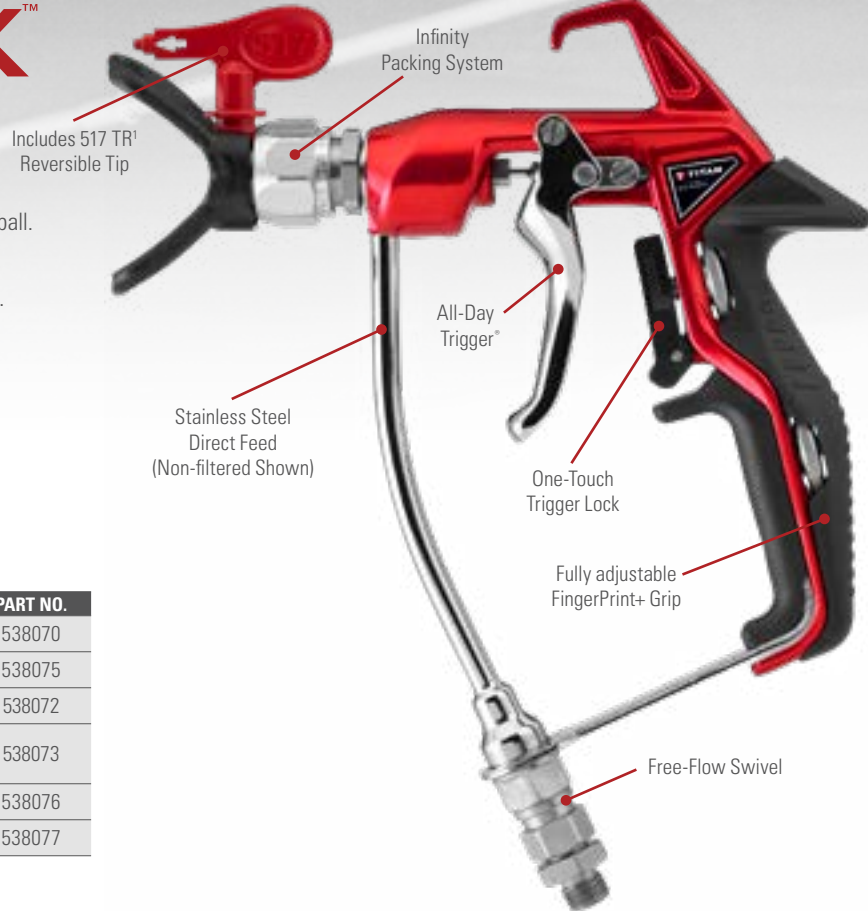


Free-Flow Swivel

Only direct feed airless gun with built-in swivel.

- Comes with two-finger trigger
- Pressure rated at 5000 psi (34.5 MPa)

DESCRIPTION	PART NO.
RX-Apex, Non-filtered Airless Gun with TR ¹ Tip	538070
RX-Apex, Filtered Airless Gun with TR ¹ Tip	538075
RX-Apex, Non-filtered Airless Gun, Hose & TR ¹ Tip Kit	538072
RX-Apex, Non-filtered, High Pressure Airless Gun, Hose & TR ¹ Tip Kit	538073
RX-Apex, Filtered Airless Gun, Hose & TR ¹ Tip Kit	538076
RX-Apex, Filtered Airless Gun, Hose & SC-6+ Tip Kit	538077



HANDLE HEAVY AND HIGH PRESSURE COATINGS WITH EASE

Titan S-Series stainless steel spray guns hold up under extreme pressure and are built for contractors that need to spray at pressures from 3900–7700 psi. The S-Series can handle corrosive coatings due to the stainless steel fluid passage. The tungsten carbide ball valve and seat ensure long life and durability.

S-3 / S-7 Airless Gun

- In-handle filter
- Easy four-finger trigger pull
- Swivel reduces hose kinks
- S-3 is pressure rated at 3900 psi (26.9 MPa)
- S-7 is pressure rated at 7700 psi (53.1 MPa)



DESCRIPTION	PART NO.
S-3 Gun with TR ¹ Tip	550060
S-3 Gun, Hose and Tip Kit	550065
S-3 Repair Kit	550-275
S-7 Gun with 1/4" Swivel	550-260
S-7 Gun with 3/8" Swivel	550-270
S-7 Repair Kit	550-276

The M-Series guns are designed to handle the heaviest and harshest coatings with an unobstructed large fluid chamber and extremely durable stainless steel.

M-4 / M-8 Mastic Guns

- Straight-line fluid passage allows maximum flow
- Angled handle for increased comfort
- Adjustable needle packing prolongs the life of critical wear parts
- Swivel allows freedom of movement without hose kinking
- Lightweight metal construction
- M-4 is pressure rated at 3600 psi (24.8 MPa)
- M-8 is pressure rated at 7700 psi (53.1 MPa)



DESCRIPTION	PART NO.
M-4 Mastic Gun	289013
M-8 Mastic Gun with 1/4" Swivel	289014
M-8 Mastic Gun with 3/8" Swivel	2425442
M-4/M-8 Repair Kit	2348175

AIRLESS SPRAY TIPS

HEA Tips 330-XXX



		ORIFICE SIZE (INCHES)						
		0.011	0.013	0.015	0.017	0.019	0.021	
INCHES	MM							
FAN PATTERN WIDTH	4-6	102-152	211	213				
	6-8	152-203	311	313				
	8-10	203-254	411	413	415	417	421	
	10-12	254-305			515	517	519	521
	12-14	305-356			615	617	619	621
	Flow (gpm)	----	0.09	0.12	0.18	0.24	0.31	0.47
Flow (lpm)	----	0.34	0.45	0.68	0.91	1.17	1.79	

Maximum Working Pressure: 5000 psi (34.5 MPa)

HEA REVERSIBLE TIP

- Optimized to spray all architectural paints and coatings at 1,000 psi at production speed
- Decreases overspray up to 55% allowing contractors to spray more
- Less pressure equals less stress extending pump life and extending time between repacks
- Two times the life of a standard reversible tip



Line Striping Tips 697-XXX

		ORIFICE SIZE (INCHES)								
		0.013	0.015	0.017	0.019	0.021	0.023	0.025	0.027	
INCHES	MM									
FAN PATTERN WIDTH	2	51		215	217	219				
	4	102	413	415	417	419	421	423	427	
	6	152		615	617	619	621			
	8-10	203-254					821	823		
	Flow (gpm)	---	0.18	0.24	0.31	0.39	0.47	0.57	0.67	0.78
	Flow (lpm)	---	0.68	0.91	1.17	1.47	1.78	2.15	2.53	2.95

Maximum Working Pressure: 5000 psi (34.5 MPa)



High Pressure Tips 696-XXX

		ORIFICE SIZE (INCHES)														
		0.011	0.013	0.015	0.017	0.019	0.021	0.023	0.025	0.027	0.031	0.035	0.037	0.039	0.043	
INCHES	MM															
FAN PATTERN WIDTH	4-6	102-152	211	213												
	6-8	152-203			315	317	319	321	323	325						
	8-10	203-254			415	417	419									
	10-12	254-305			515	517	519	521	523	525	527	531	535	537	543	
	12-14	305-356									627					
	14-16	356-406						721								
	16-18	406-457										835		839		
	18-20	457-508							923							
	Flow (gpm)	---	0.13	0.18	0.24	0.31	0.39	0.47	0.57	0.67	0.78	1.03	1.32	1.40	1.64	1.99
	Flow (lpm)	---	0.45	0.68	0.91	1.17	1.47	1.78	2.15	2.53	2.95	3.89	4.99	5.29	6.20	7.52

Maximum Working Pressure: 7700 psi (53.1 MPa)




HIGH QUALITY SC-6+ REVERSIBLE TIP

- ▶ The industry's longest-lasting orifice
- ▶ Up to 22% wider fan pattern
- ▶ Fits all Titan and most industry standard guards


TITAN TIPS PAINT MORE

Titan Tips Vs. the Competition

Long-lasting orifice gives you more usable tip life, spraying a consistent film thickness and wasting less paint.



100 Gallons sprayed with a Titan SC-6+ tip*



100 Gallons sprayed with the competitor's standard tip*

*Assumes consistent application method

SC-6+ Tips 662-XXX

		ORIFICE WIDTH (INCHES)														
		0.007	0.009	0.011	0.013	0.015	0.017	0.019	0.021	0.023	0.025	0.027	0.029	0.031	0.035	
FAN PATTERN WIDTH	INCHES	MM														
	4-6	102-152	207	209	211	213	215	217	219							
	6-8	152-203		309	311	313	315	317	319	321		325				
	8-10	203-254		409	411	413	415	417	419	421						
	10-12	254-305			511	513	515	517	519	521	523	525			531	535
	12-14	305-356		609	611	613	615	617	619	621	623	625	627	629	631	635
	Flow (gpm)	---	0.05	0.09	0.13	0.18	0.24	0.31	0.39	0.47	0.57	0.67	0.78	0.91	1.03	1.32
	Flow (lpm)	---	0.19	0.34	0.45	0.68	0.91	1.17	1.47	1.78	2.15	2.53	2.95	3.44	3.89	4.99

Maximum Working Pressure: 5000 psi (34.5 MPa)



SC-6+ Fine Finishing Tips 671-XXX

		ORIFICE SIZE (INCHES)				
		0.008	0.010	0.012	0.014	
FAN PATTERN WIDTH	INCHES	MM				
	4-6	102-152	208	210	212	214
	6-8	152-203	308	310	312	314
	8-10	203-254	408	410	412	414
	10-12	254-305		510	512	514
	12-14	305-356			612	
Flow (gpm)	---	0.07	0.11	0.16	0.21	
Flow (lpm)	---	0.26	0.42	0.60	0.79	

Maximum Working Pressure: 5000 psi (34.5 MPa)



Flow rates are calculated at 2000 psi with water.



WEARGUARD CONVENIENCE PROGRAM KEEPS YOU UP AND RUNNING



When you purchase a new Titan sprayer, you're able to take advantage of our exclusive WearGuard Convenience Program. Protect your investment by purchasing a spare fluid section or PermaStroke kit at a discounted rate. Save yourself the time and frustration of an extra trip or waiting for parts to arrive in the event that your sprayer goes down. When you have a backup fluid section or PermaStroke kit on hand, replacement can quickly be made without leaving the jobsite and doesn't require special tools. The bottom line is that WearGuard keeps you up and running.

Not interested in purchasing a spare fluid section? We also offer the option of a free packing kit on select sprayers.

For more information on pricing and how to order, go to:

www.titanwearguard.com
or scan the QR code.



KEEP TITAN WITH YOU WHEREVER YOU GO



MyTitan™ gives you immediate access to all things Titan. Anywhere, anytime on your computer or mobile device. MyTitan gives you everything you need to get the most out of your sprayers, all in one place, no matter where the workday takes you. MyTitan is designed to make your life easier, your business more efficient, and your day more productive—so you can stay ahead of the game, do more in less time, and never lose track of another detail.

For more information on this new app, go to:

www.titantool.com/mytitan-welcome
or scan the QR code.



THOR
TITAN HUB FOR ONLINE REDEMPTION

ONLINE REWARD REDEMPTION NO CLIPPING. NO STAMPS. NO HASSLES.

For more information and to see current promotions, go to:
www.titantool.com/thor-promos or scan the QR code.



All information contained in this brochure is based on the latest information available at the time of printing. Titan reserves the right to make changes at any time, without notice. Due to continuous innovation, specifications may progressively change. Contact one of our dependable sales reps or call our dedicated customer service team for more information.